



US00D575644S

(12) **United States Design Patent**
Billings

(10) **Patent No.:** **US D575,644 S**
(45) **Date of Patent:** **** Aug. 26, 2008**

(54) **CONTAINER WITH PUPPET**

DESCRIPTION

(76) Inventor: **Michael J. Billings**, 545 Longfellow Ave., Deerfield, IL (US) 60015
(**) Term: **14 Years**
(21) Appl. No.: **29/280,956**
(22) Filed: **Jun. 11, 2007**
(51) **LOC (8) Cl.** **09-01**
(52) **U.S. Cl.** **D9/672; D21/588**
(58) **Field of Classification Search** D9/618-619, D9/668, 672, 414, 420; D11/160-161; D21/587-589, D21/635; 206/457, 822; 446/327
See application file for complete search history.

(56) **References Cited**

U.S. PATENT DOCUMENTS

2,187,407	A *	1/1940	Stone	446/327
3,624,939	A *	12/1971	Gossard	206/0.84
D390,778	S *	2/1998	Lee	D9/668
D494,643	S *	8/2004	Bresciani et al.	D21/623
D509,545	S *	9/2005	Nash	D21/635

* cited by examiner

Primary Examiner—Sandra Morris
(74) *Attorney, Agent, or Firm*—Cardinal Law Group


(57) **CLAIM**

The ornamental design for a novelty container with puppet, as shown and described.

FIG. 1 is a front view of the novelty container with puppet in the open position;
FIG. 2 is a right side view of the novelty container in the open position, the left side view (omitted) being symmetrical to the right side view;
FIG. 3 is a top view of the novelty container in the open position;
FIG. 4 is a bottom view of the novelty container in the open position;
FIG. 5 is a front view of the novelty container in the closed position;
FIG. 6 is a right side view of the novelty container in the closed position, the left side view (omitted) being symmetrical to the right side view;
FIG. 7 is a top view of the novelty container in the closed position;
FIG. 8 is a bottom view of the novelty container in the closed position;
FIG. 9 is a front view of a second embodiment of the novelty container in the open position; and,
FIG. 10 is a front view of a third embodiment of the novelty container in the open position.

The broken lines in the figures showing portions of the novelty container with puppet in FIGS. 1-10 are for illustrative purposes only and form no part of the claimed design.

1 Claim, 10 Drawing Sheets






FIG. 1




FIG. 2

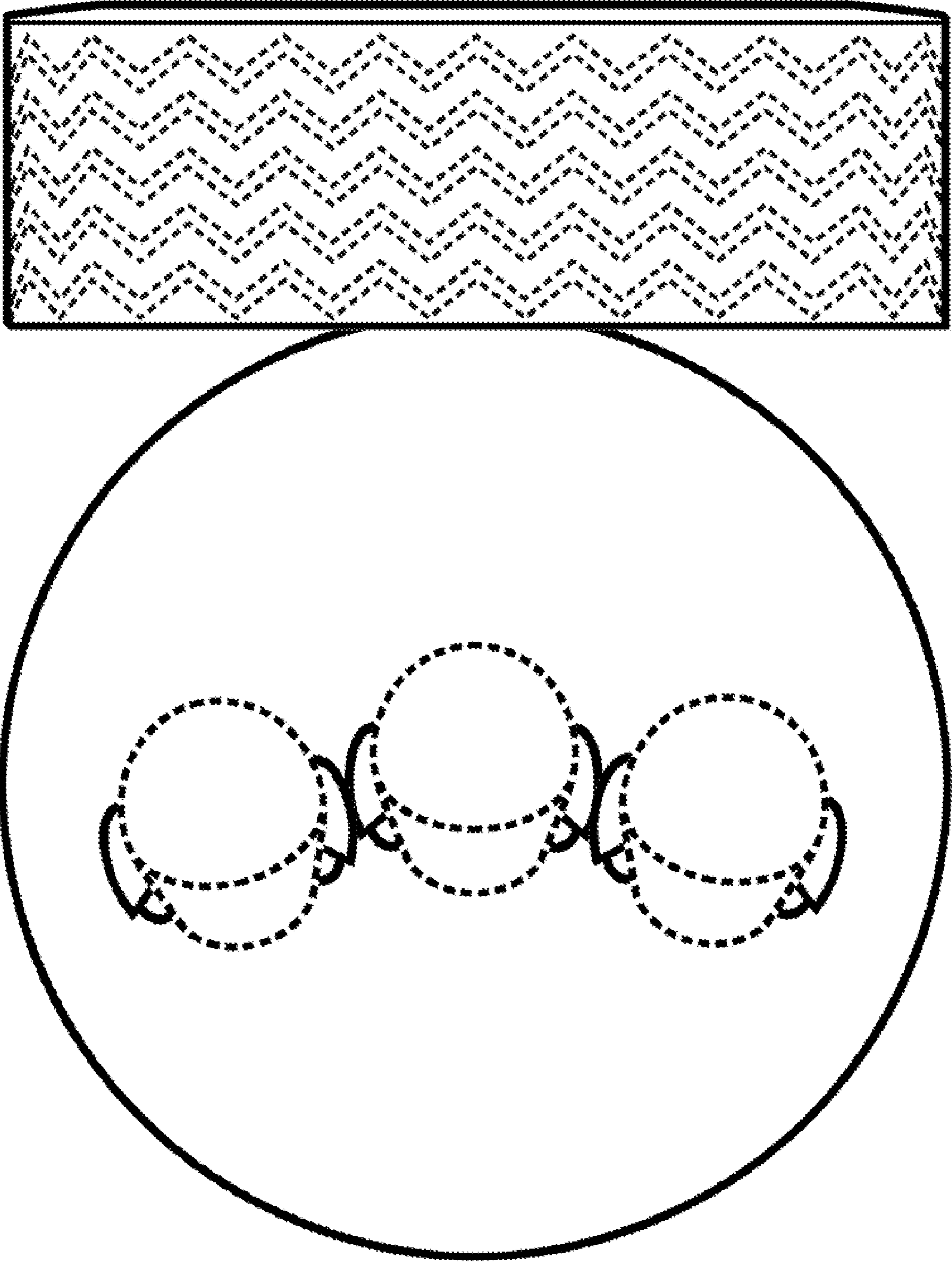


FIG. 3




FIG. 4

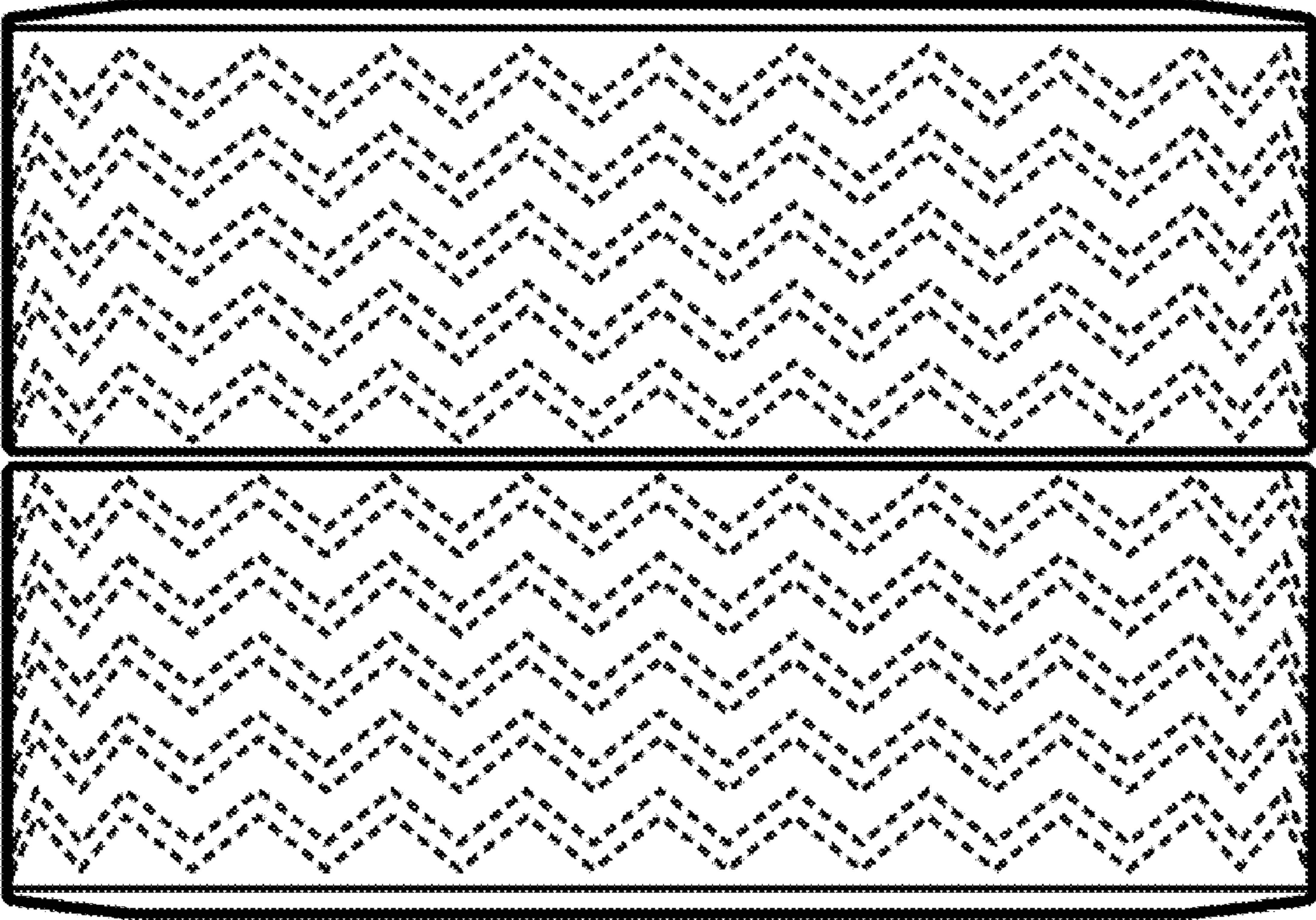


FIG. 5




FIG. 6

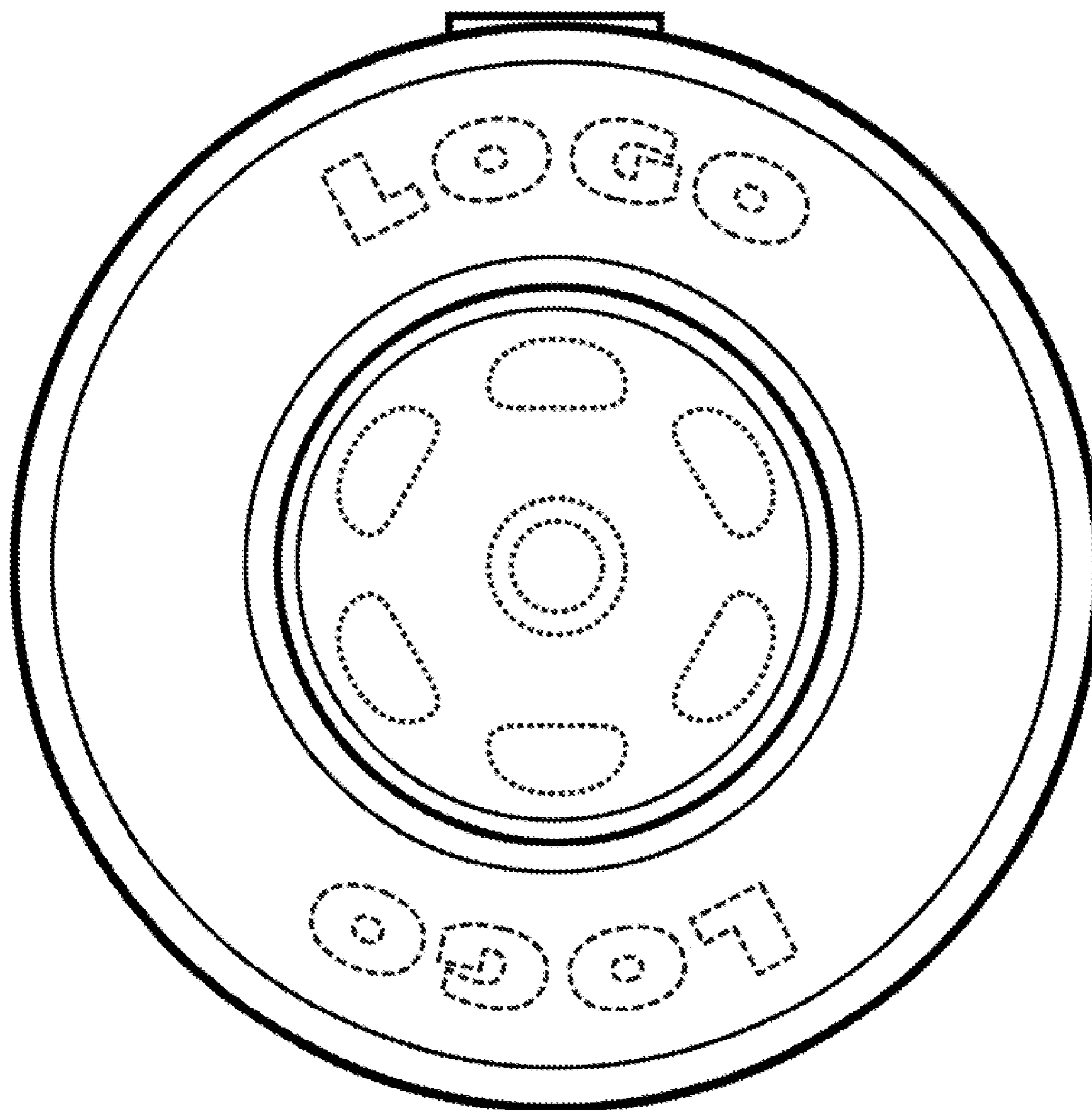


FIG. 7

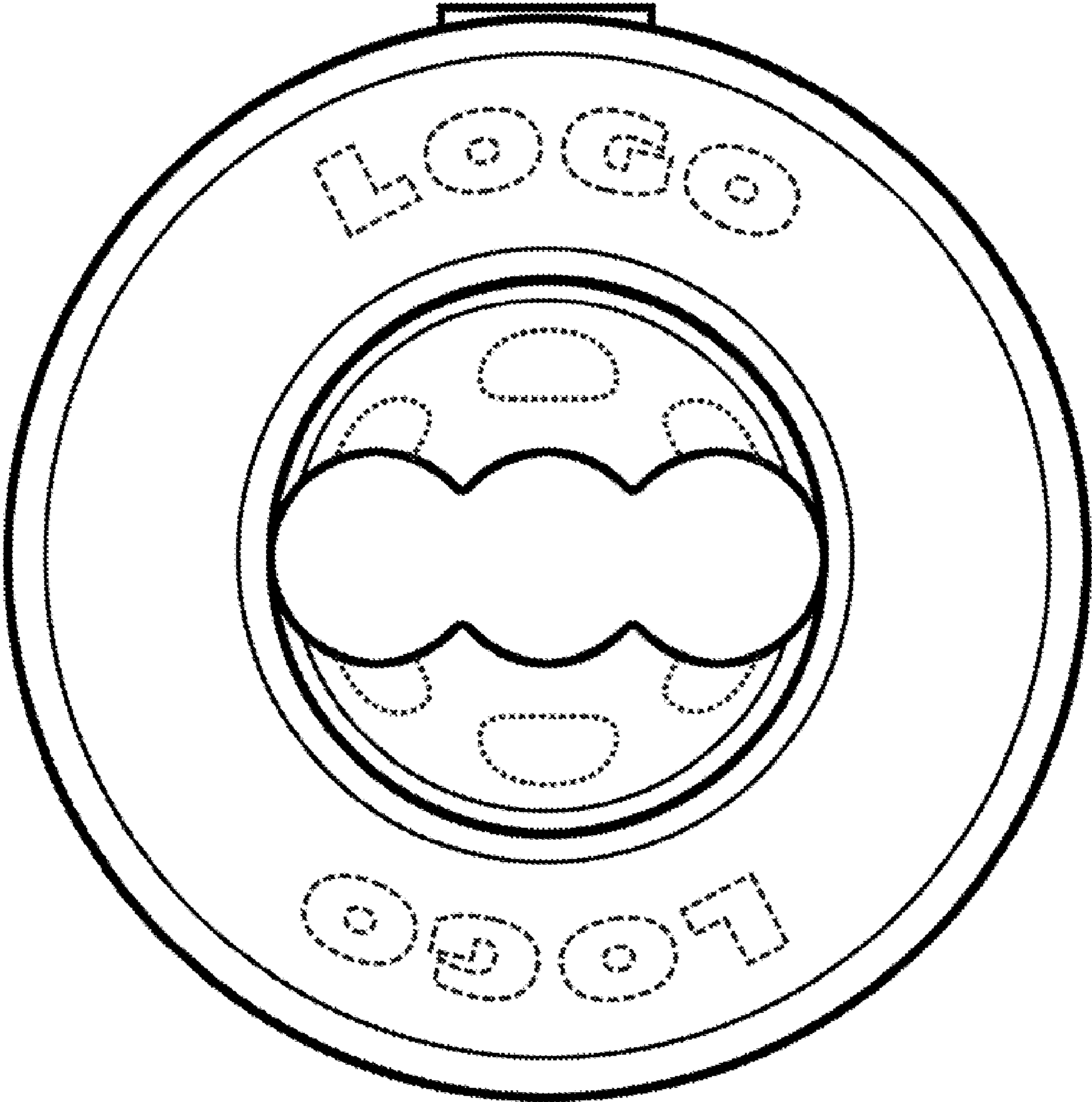


FIG. 8




FIG. 9




FIG. 10