



US00D575638S

(12) **United States Design Patent**
Yalinkaya

(10) **Patent No.:** **US D575,638 S**

(45) **Date of Patent:** **** Aug. 26, 2008**

(54) **HANDLE FOR SHOPPING BAG**

D528,788 S * 9/2006 Chaillet D3/239
D536,523 S * 2/2007 Guyon D3/233

(75) Inventor: **Mehmet Sedat Yalinkaya**, Istanbul (TR)

* cited by examiner

(73) Assignee: **Goldart International Inc.**, Garden City, NY (US)

Primary Examiner—Holly H Baynham

(**) Term: **14 Years**

(74) *Attorney, Agent, or Firm*—Anthony J. Casella; Gerald E. Hespos

(21) Appl. No.: **29/285,775**

(57) **CLAIM**

(22) Filed: **Apr. 10, 2007**

The ornamental design for a handle for shopping bag, as shown and described.

(51) **LOC (8) Cl.** **09-07**

(52) **U.S. Cl.** **D9/434; D3/318**

(58) **Field of Classification Search** D3/318–319,
D3/321–323, 232–243, 245–246; D9/434;
383/6–7, 20; 294/158

See application file for complete search history.

DESCRIPTION

(56) **References Cited**

U.S. PATENT DOCUMENTS

D100,025 S *	6/1936	Jepson	D9/421
D165,959 S *	2/1952	Bley	D3/237
D175,232 S *	7/1955	Reichman	D3/237
3,339,822 A *	9/1967	Pearl	383/20
D230,661 S *	3/1974	Andrews	D3/238
D232,130 S *	7/1974	Burkett	D3/238
4,450,580 A *	5/1984	Lindsay	383/6
D413,436 S *	9/1999	Melvin et al.	D3/234
D492,115 S *	6/2004	Bertelsen et al.	D3/318
D497,249 S *	10/2004	Anderson et al.	D3/238
D512,306 S *	12/2005	Man	D9/434

FIG. 1 is a perspective view of the handle for shopping bag of the subject invention as attached to a shopping bag;

FIG. 2 is a top plan view of the handle for shopping bag of FIG. 1;

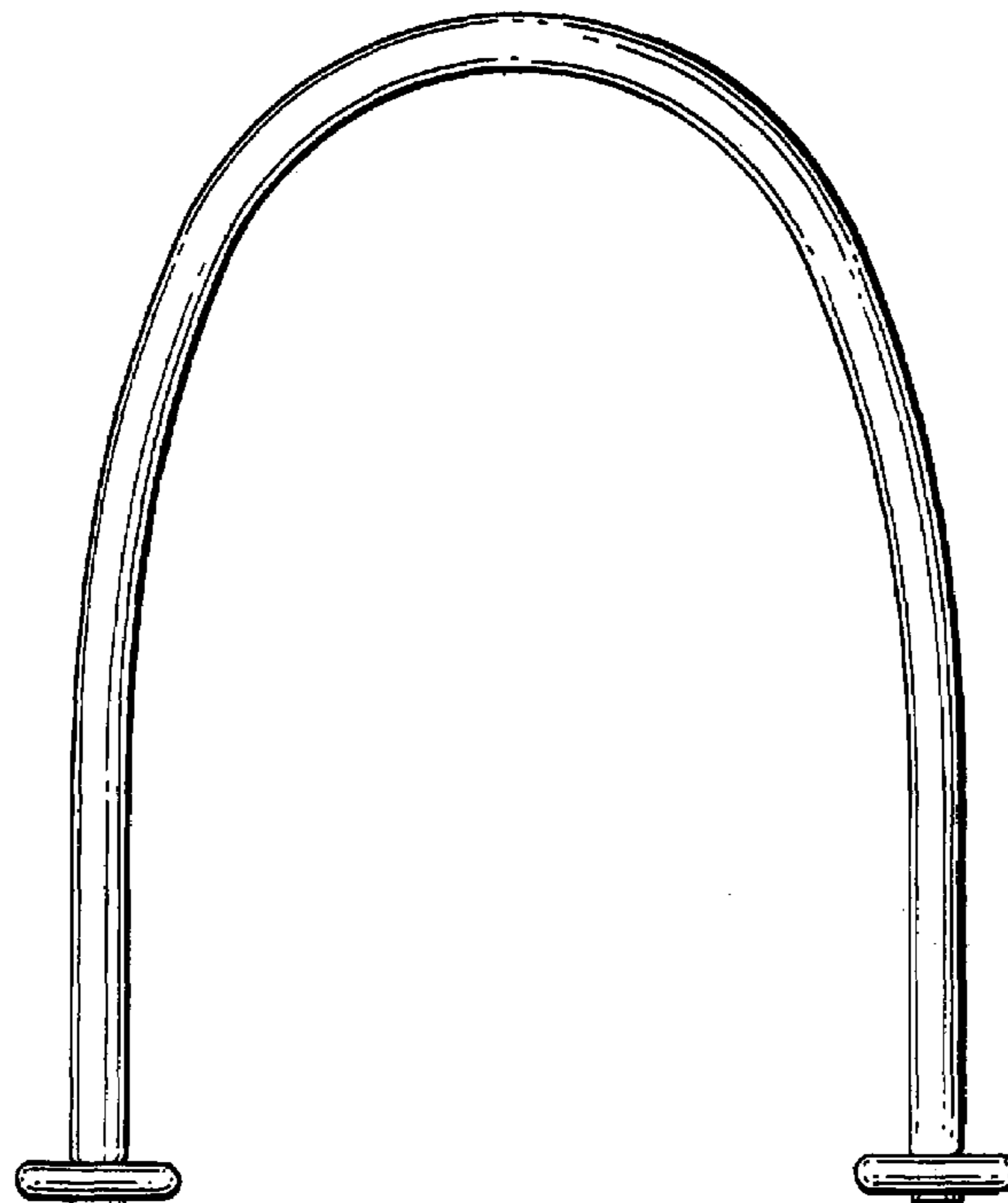
FIG. 3 is a front elevational view of the handle for shopping bag of FIG. 1, with the back plan view being a mirror image of the front shown;

FIG. 4 is a side elevational view of the handle for shopping bag of FIG. 3, the opposite side being a mirror image of the side shown; and,

FIG. 5 is a bottom plan view thereof.

The broken line showing the shopping bag and additional handle in FIG. 1 is for illustrative purposes only and forms no part of the claimed design.

1 Claim, 2 Drawing Sheets



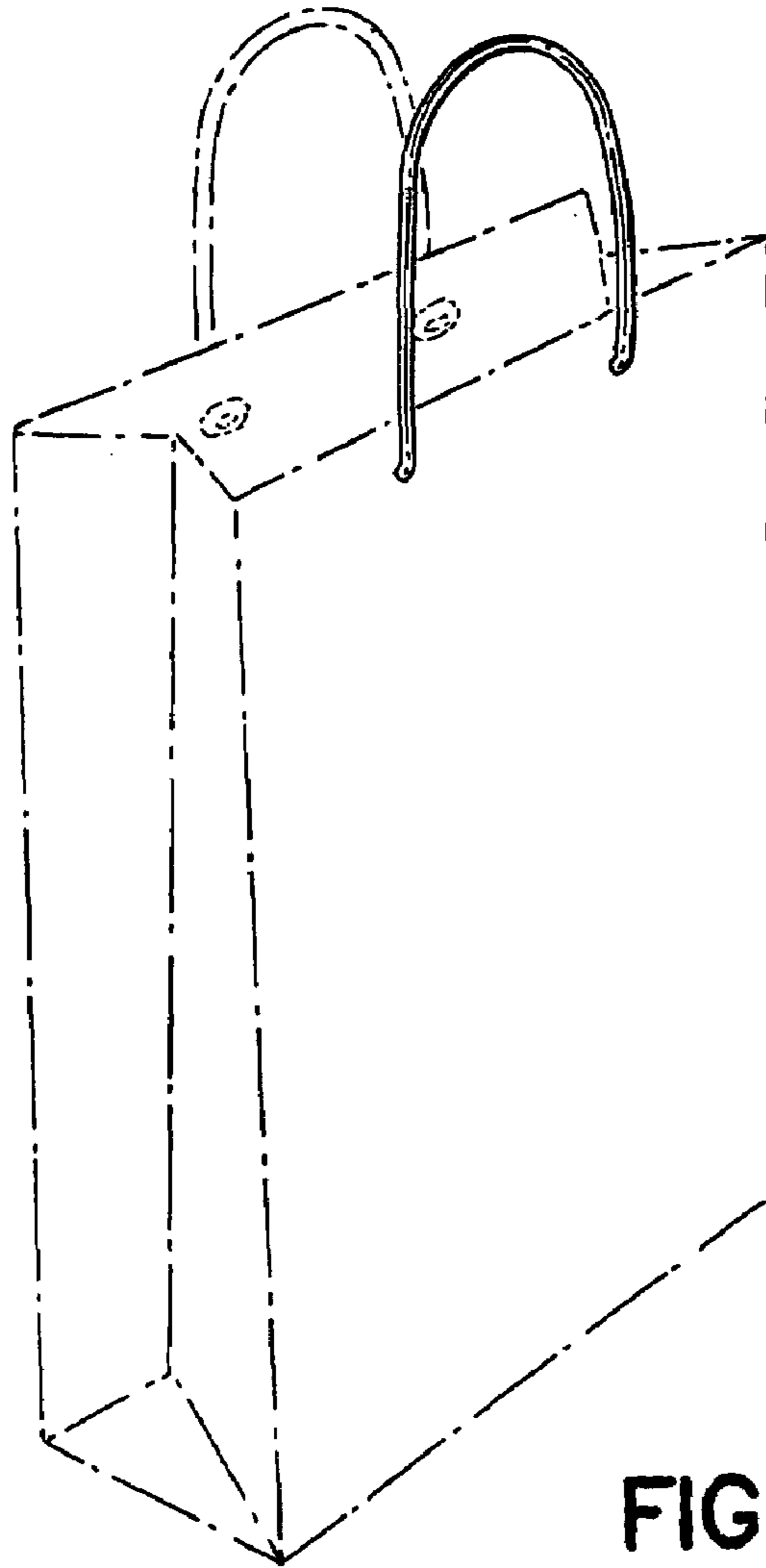


FIG. 1




FIG. 2

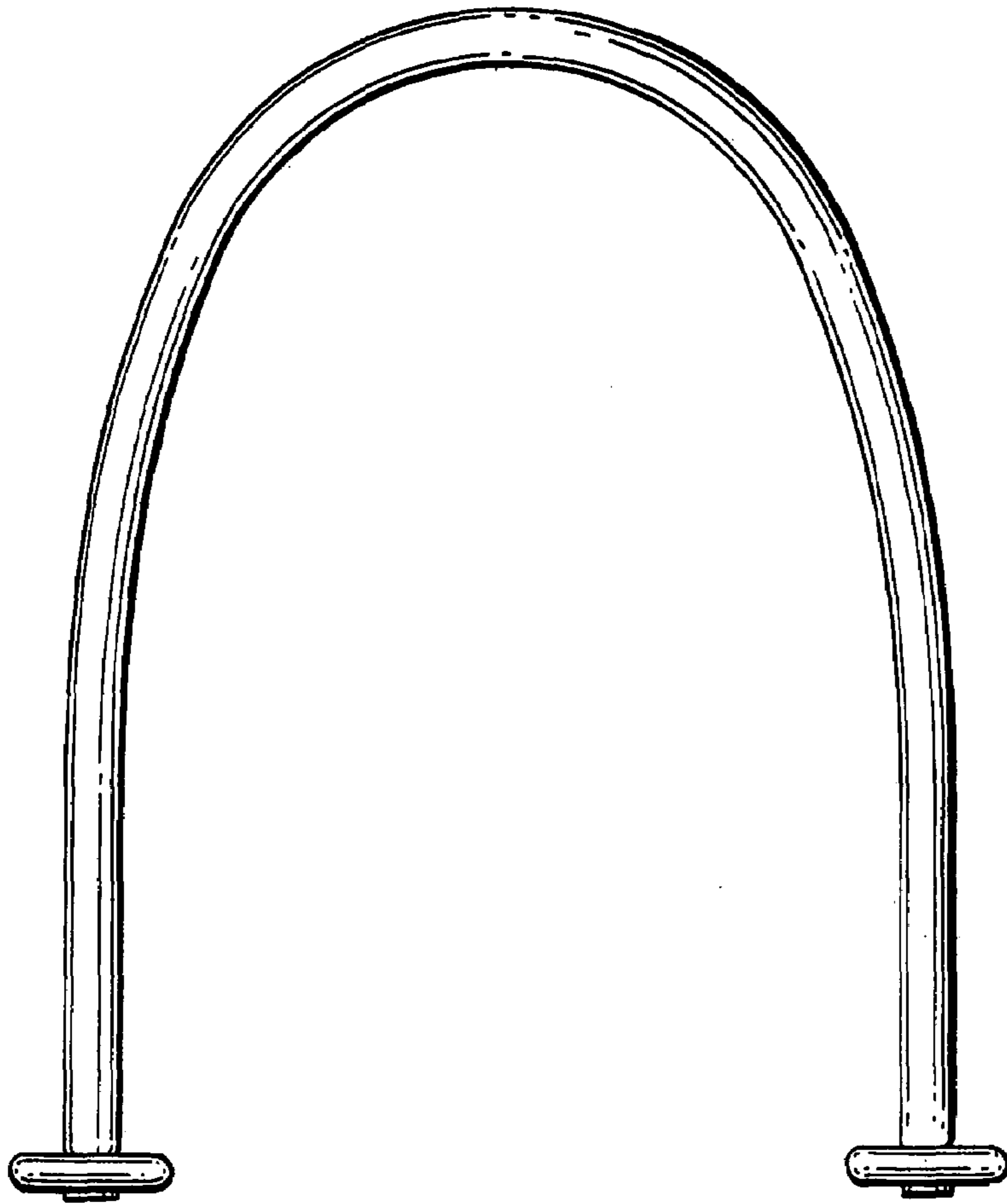


FIG. 3



FIG. 4




FIG. 5