



US00D575626S

(12) **United States Design Patent**
Basche et al.

(10) **Patent No.:** **US D575,626 S**

(45) **Date of Patent:** **** Aug. 26, 2008**

(54) **COMBINATION LOCK**

(75) Inventors: **Rahn Basche**, Los Altos, CA (US);
Peter Schmidt, Los Gatos, CA (US);
Todd Basche, Los Altos, CA (US)

(73) Assignee: **Wordlock, Inc.**, Los Altos, CA (US)

(**) Term: **14 Years**

(21) Appl. No.: **29/298,384**

(22) Filed: **Dec. 4, 2007**

(51) **LOC (8) Cl.** **08-07**

(52) **U.S. Cl.** **D8/334**

(58) **Field of Classification Search** D8/330,
D8/331, 334, 343, 346, 333; 70/14, 20-28,
70/35, 51, 52, 38 A, 53, 54

See application file for complete search history.

(56) **References Cited**

U.S. PATENT DOCUMENTS

2,163,852	A *	6/1939	Pond	70/21
2,546,182	A *	3/1951	Fenari	70/312
3,750,431	A *	8/1973	Atkinson	70/21
4,445,348	A	5/1984	Saitoh et al.	
5,119,650	A	6/1992	Lo et al.	
D372,187	S *	7/1996	Ling	D8/334
5,540,065	A	7/1996	Wyers	
5,934,120	A	8/1999	Kuo et al.	
5,953,940	A *	9/1999	Ling	70/25
D429,620	S *	8/2000	Ho	D8/333

D450,559	S *	11/2001	Yu	D8/331
6,530,248	B1 *	3/2003	Parker	70/14
D473,122	S *	4/2003	Ling	D8/334
6,799,446	B1	10/2004	Tsai et al.	
6,880,371	B2	4/2005	Huang et al.	
D535,548	S *	1/2007	Lin	D8/334
D548,043	S *	8/2007	Yang	D8/334
7,254,971	B2	8/2007	Ruan et al.	
2008/0098774	A1 *	5/2008	Huang	70/21

* cited by examiner

Primary Examiner—Prabhakar Deshmukh

(74) *Attorney, Agent, or Firm*—Perkins Coie LLP

(57) **CLAIM**

The ornamental design for a combination lock, as shown and described.

DESCRIPTION

FIG. 1 is a perspective view of a combination lock showing our new design;

FIG. 2 is a front elevational view thereof, the rear elevational view being a mirror image thereof;

FIG. 3 is a right side elevational view thereof;

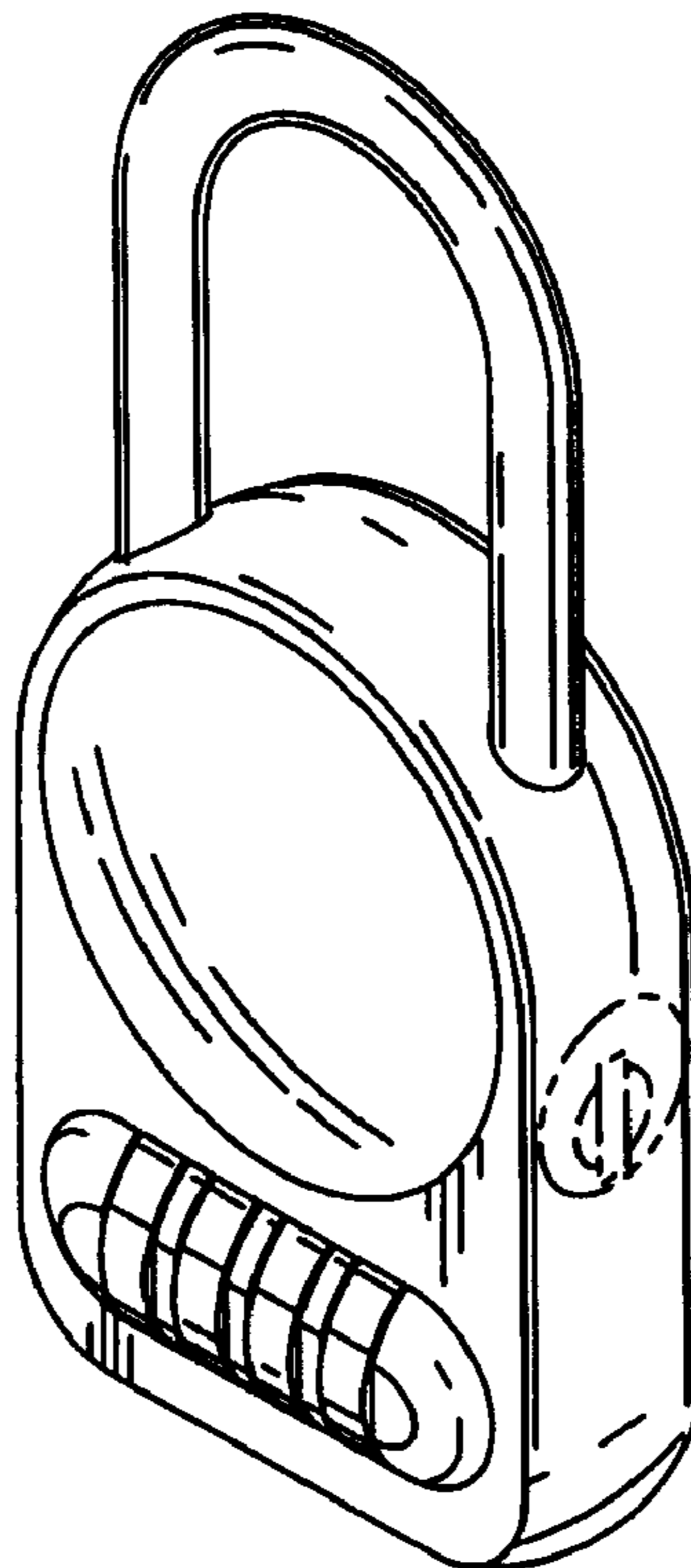
FIG. 4 is a left side elevational view thereof;

FIG. 5 is a top plan view thereof; and,

FIG. 6 is a bottom plan view thereof.

Any broken lines in the drawings are for illustrative purposes only and form no part of the claimed design.

1 Claim, 2 Drawing Sheets



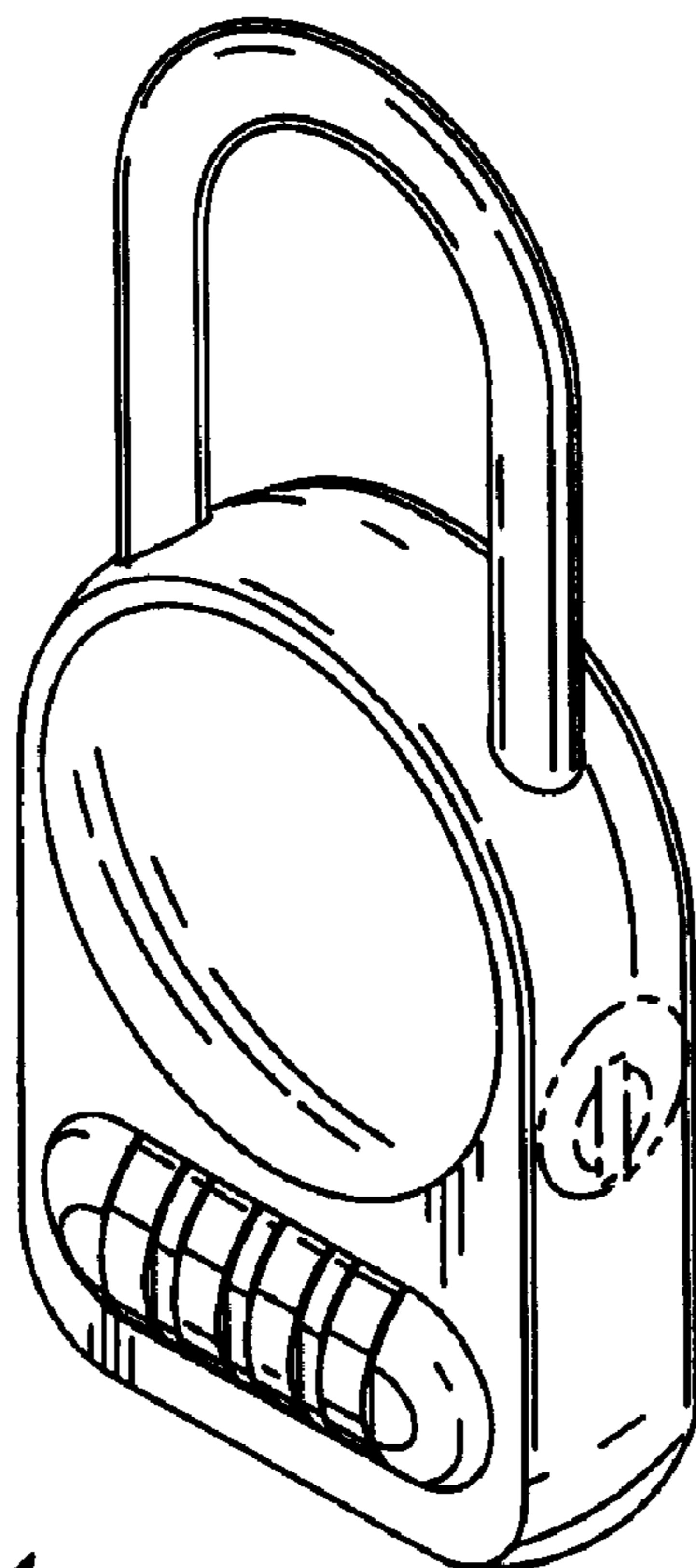


Fig. 1

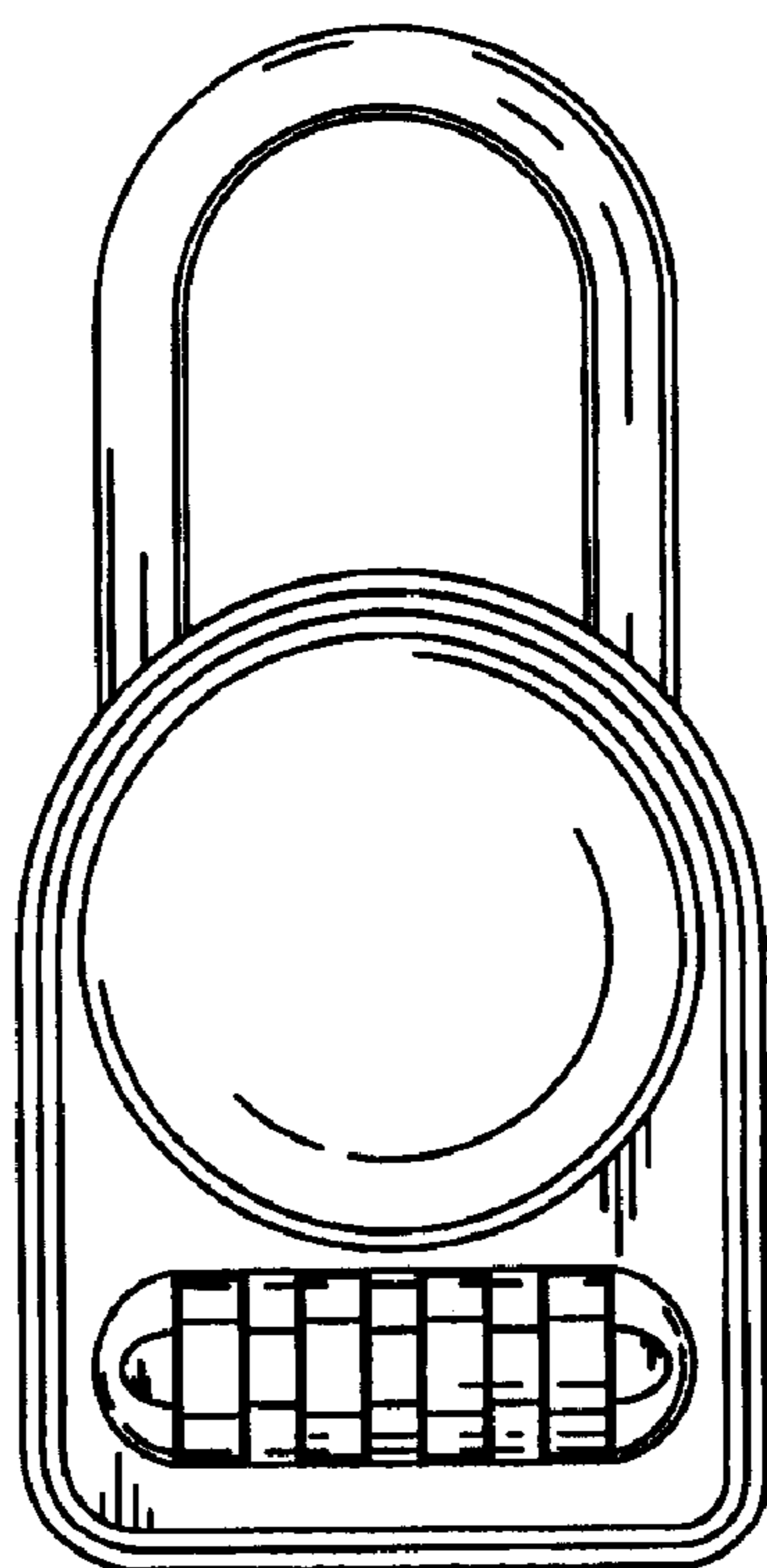


Fig. 2

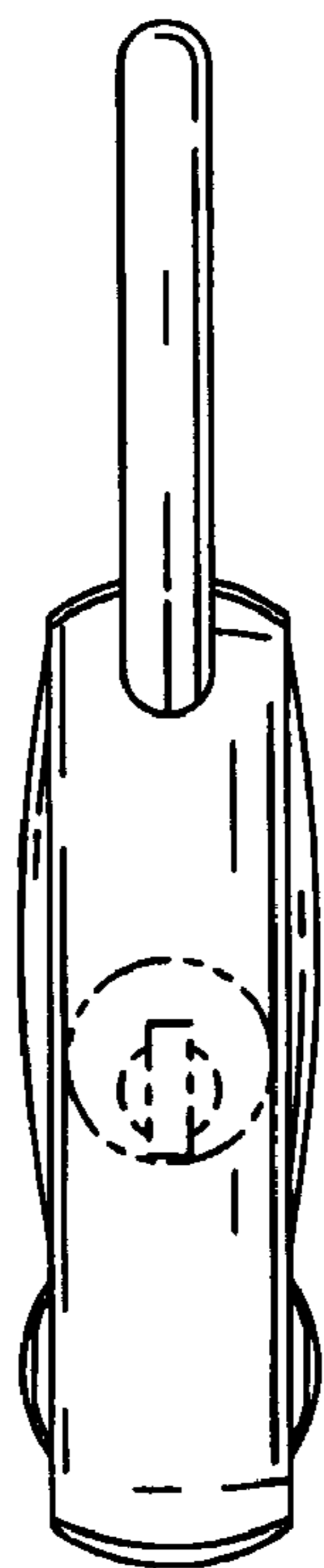


Fig. 3

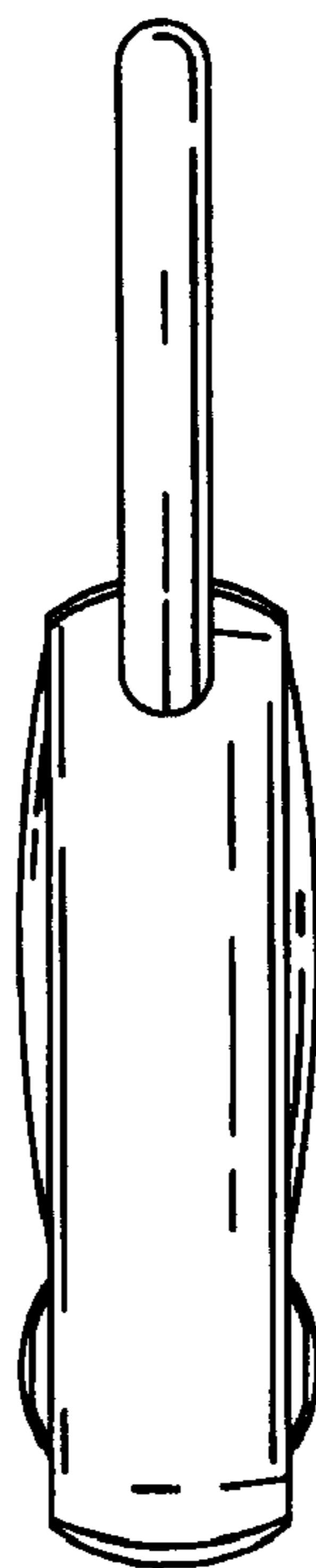


Fig. 4

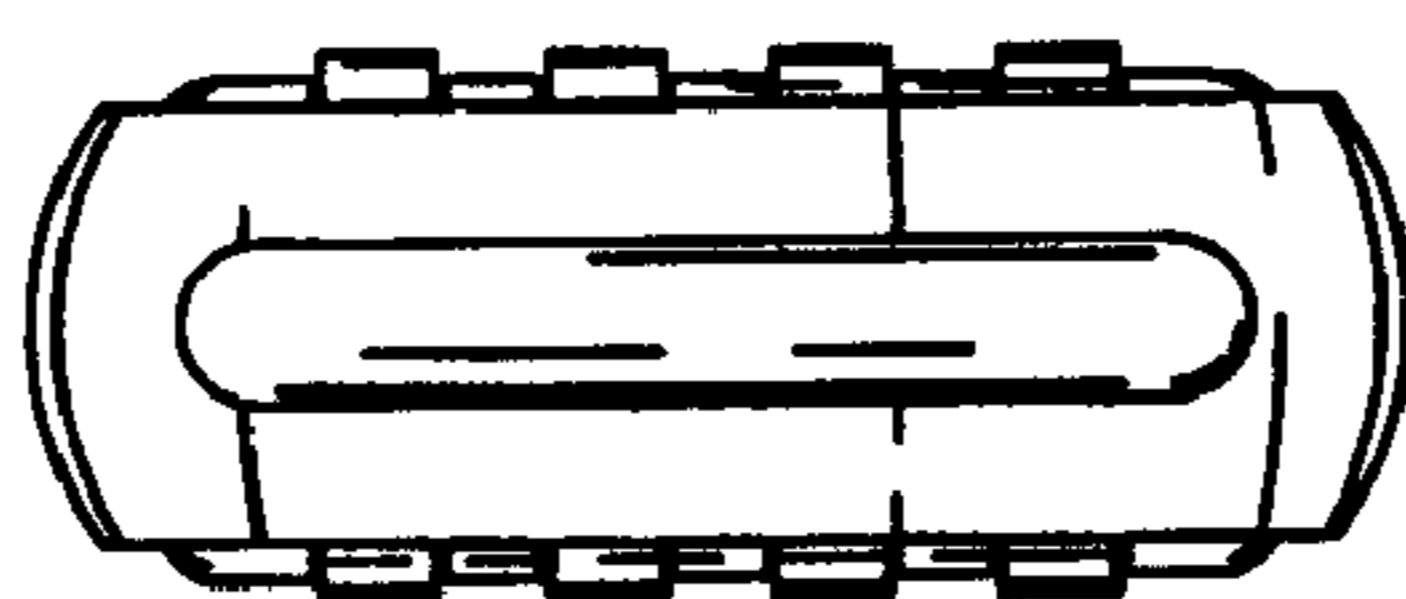


Fig. 5




Fig. 6

UNITED STATES PATENT AND TRADEMARK OFFICE
CERTIFICATE OF CORRECTION

PATENT NO. : Des. 575,626 S
APPLICATION NO. : 29/298384
DATED : August 26, 2008
INVENTOR(S) : Basche et al.

Page 1 of 1

It is certified that error appears in the above-identified patent and that said Letters Patent is hereby corrected as shown below:

On the title page, item (57), under "Description", in column 2, line 9-10, delete "Any broken lines in the drawings are for illustrative purposes only and form no part of the claimed design." and insert -- The broken lines are for illustrative purpose only and form no part of the claimed design. --, therefor.

Signed and Sealed this

Second Day of June, 2009



JOHN DOLL

Acting Director of the United States Patent and Trademark Office