



US00D575624S

(12) **United States Design Patent**
Matijevic

(10) **Patent No.:** **US D575,624 S**

(45) **Date of Patent:** **** Aug. 26, 2008**

(54) **FURNITURE HANDLE**

(75) Inventor: **Zoran Matijevic**, Birmingham (GB)

(73) Assignee: **Crofts & Assinder Limited**,
Birmingham (GB)

(**) Term: **14 Years**

(21) Appl. No.: **29/291,268**

(22) Filed: **Aug. 21, 2007**

(30) **Foreign Application Priority Data**

May 4, 2007 (EM) 000719281

(51) **LOC (8) Cl.** **08-06**

(52) **U.S. Cl.** **D8/316; D8/305**

(58) **Field of Classification Search** D8/300,
D8/302, 305, 311–321, DIG. 1, DIG. 2, DIG. 10;
D7/393, 394; D3/318; D6/549, 524, 533,
D6/550; D23/250–254, 303, 305; D15/89;
292/347, 336.3; 211/16, 182; 220/752–754;
16/441, 118, 110 R, 111 R, DIG. 19, DIG. 30,
16/110.1, 412, 414–420, 443–446

See application file for complete search history.

(56) **References Cited**

U.S. PATENT DOCUMENTS

D316,805 S * 5/1991 Paulson et al. D8/319
D316,807 S * 5/1991 Paulson et al. D8/319
D319,772 S * 9/1991 Mosch D8/319
D326,992 S * 6/1992 Clayton D8/317
D326,993 S * 6/1992 Clayton D8/318
D326,994 S * 6/1992 Bishop D8/318
D342,436 S * 12/1993 Cook et al. D8/317
D355,835 S * 2/1995 Chieda D8/305
D355,839 S * 2/1995 Chieda D8/317
D356,724 S * 3/1995 Chieda D8/305
D357,168 S * 4/1995 Chieda D8/315
D361,495 S * 8/1995 Warshawsky D8/316

D361,496 S * 8/1995 Chieda D8/317
D361,498 S * 8/1995 Chieda D8/317
D361,707 S * 8/1995 Chieda D8/305
D369,289 S * 4/1996 Caugh et al. D8/317
D373,067 S * 8/1996 De'Armond D8/317
D399,117 S * 10/1998 Burns et al. D8/317
D411,794 S * 7/1999 O'Neil D8/305
D422,878 S * 4/2000 Marshall et al. D8/317
D437,202 S * 2/2001 O'Neil D8/317
D450,999 S * 11/2001 Dewald et al. D8/317
D471,074 S * 3/2003 Fields D8/315
D499,632 S * 12/2004 Roberts et al. D8/315
D520,858 S * 5/2006 Miller D8/315
D540,649 S * 4/2007 Hsu D8/315
D542,119 S * 5/2007 Ricereto D8/317
D553,943 S * 10/2007 Jou D8/305

* cited by examiner

Primary Examiner—Stella M. Reid

Assistant Examiner—Mark A Goodwin

(74) *Attorney, Agent, or Firm*—Chernoff, Villhauer, McClung
& Stenzel, LLP

(57) **CLAIM**

The ornamental design for a furniture handle, as shown and described.

DESCRIPTION

FIG. 1 is a back view of a furniture handle showing my new design;

FIG. 2 is a top plan view thereof;

FIG. 3 is a front elevation view thereof;

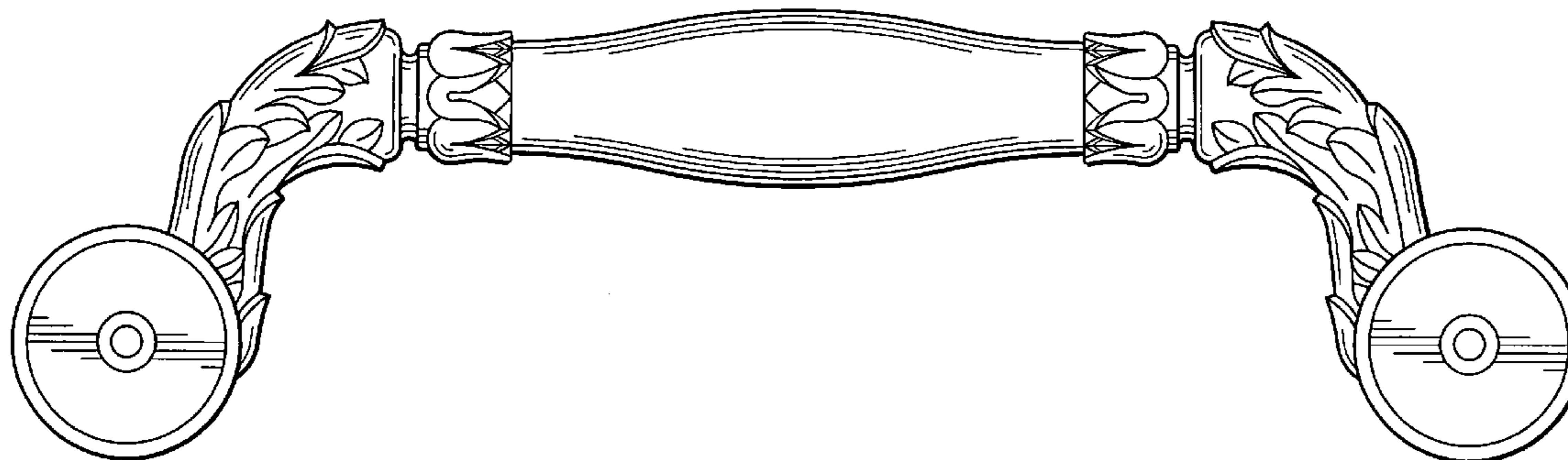
FIG. 4 is a right side view thereof, the left side view being a mirror image;

FIG. 5 is a bottom plan view thereof;

FIG. 6 is a sectional view thereof taken along line 6—6 in FIG. 2; and,

FIG. 7 is a top perspective view thereof.

1 Claim, 3 Drawing Sheets



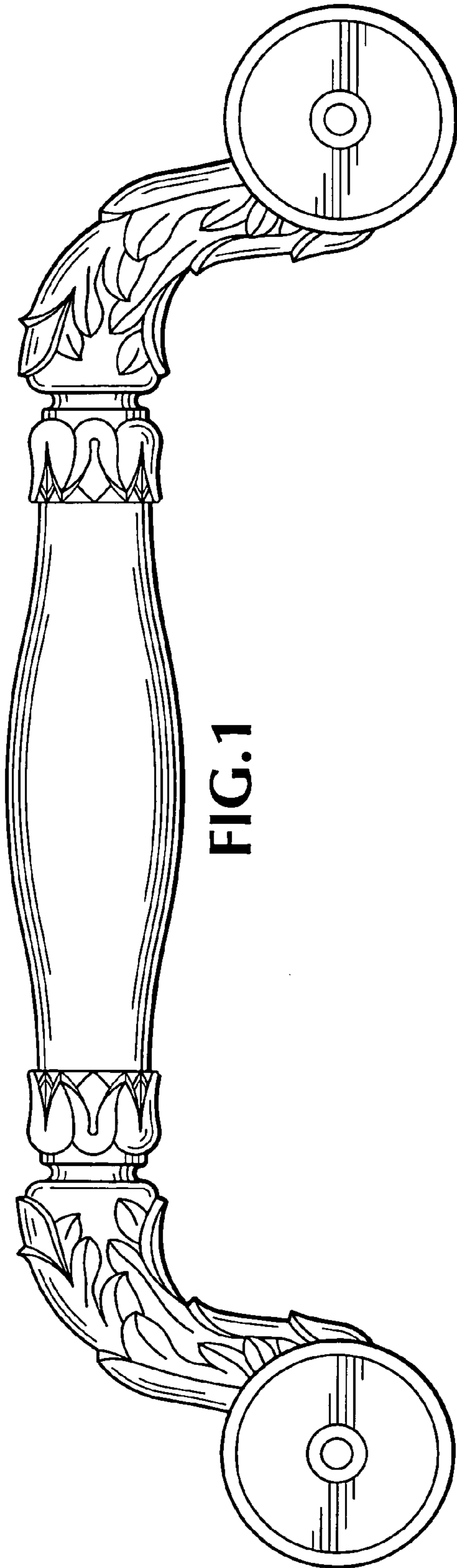


FIG. 1

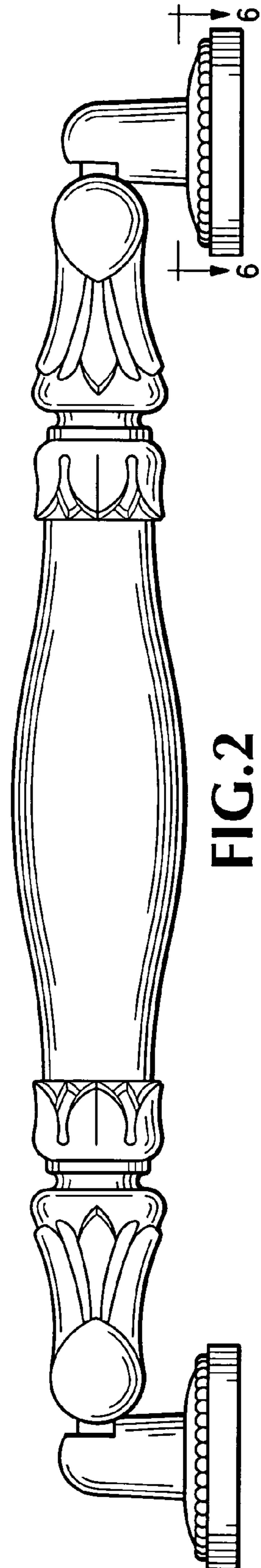


FIG. 2

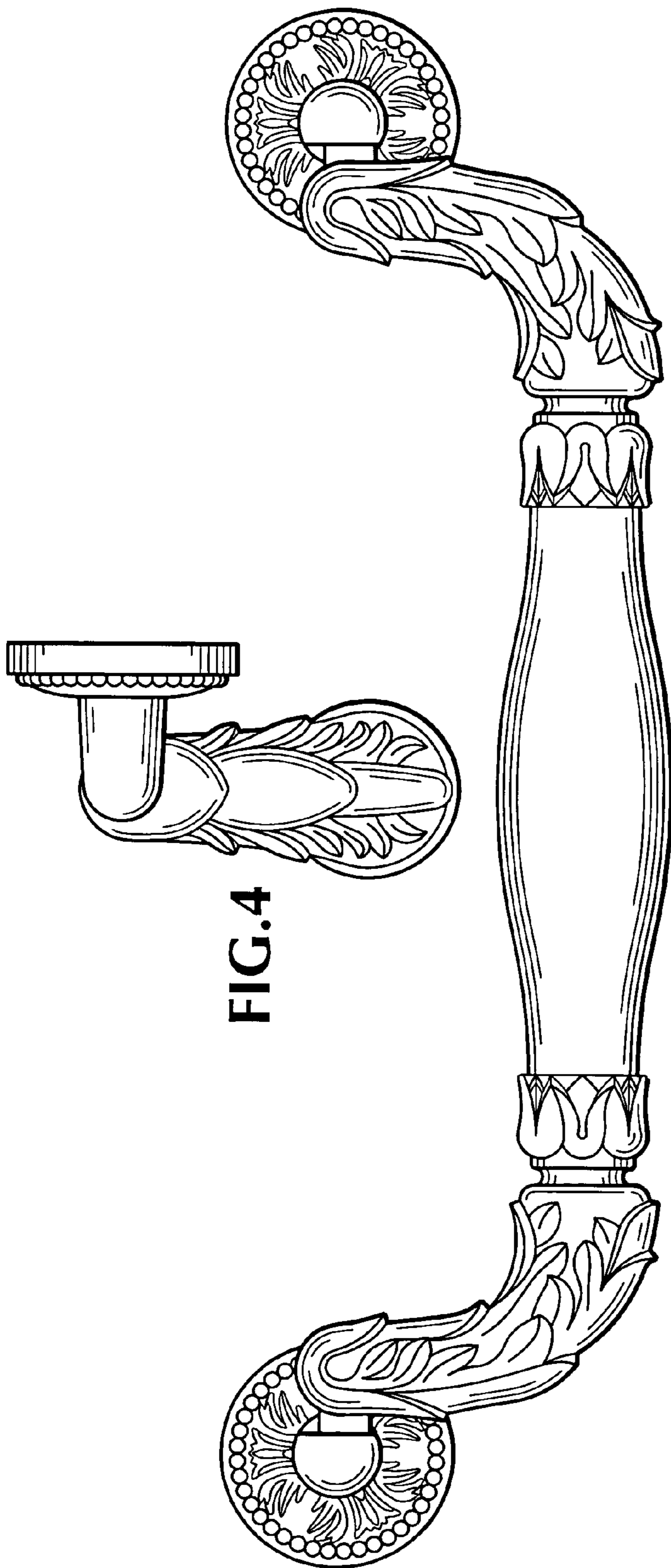


FIG. 3

FIG. 4

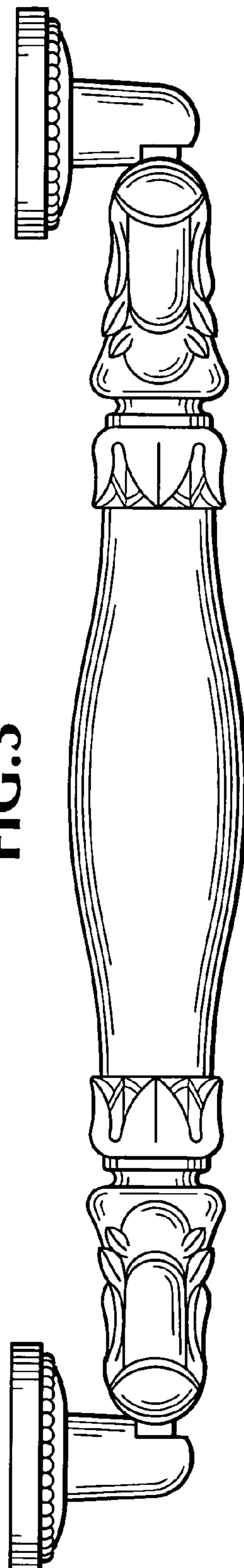


FIG. 5




FIG. 6

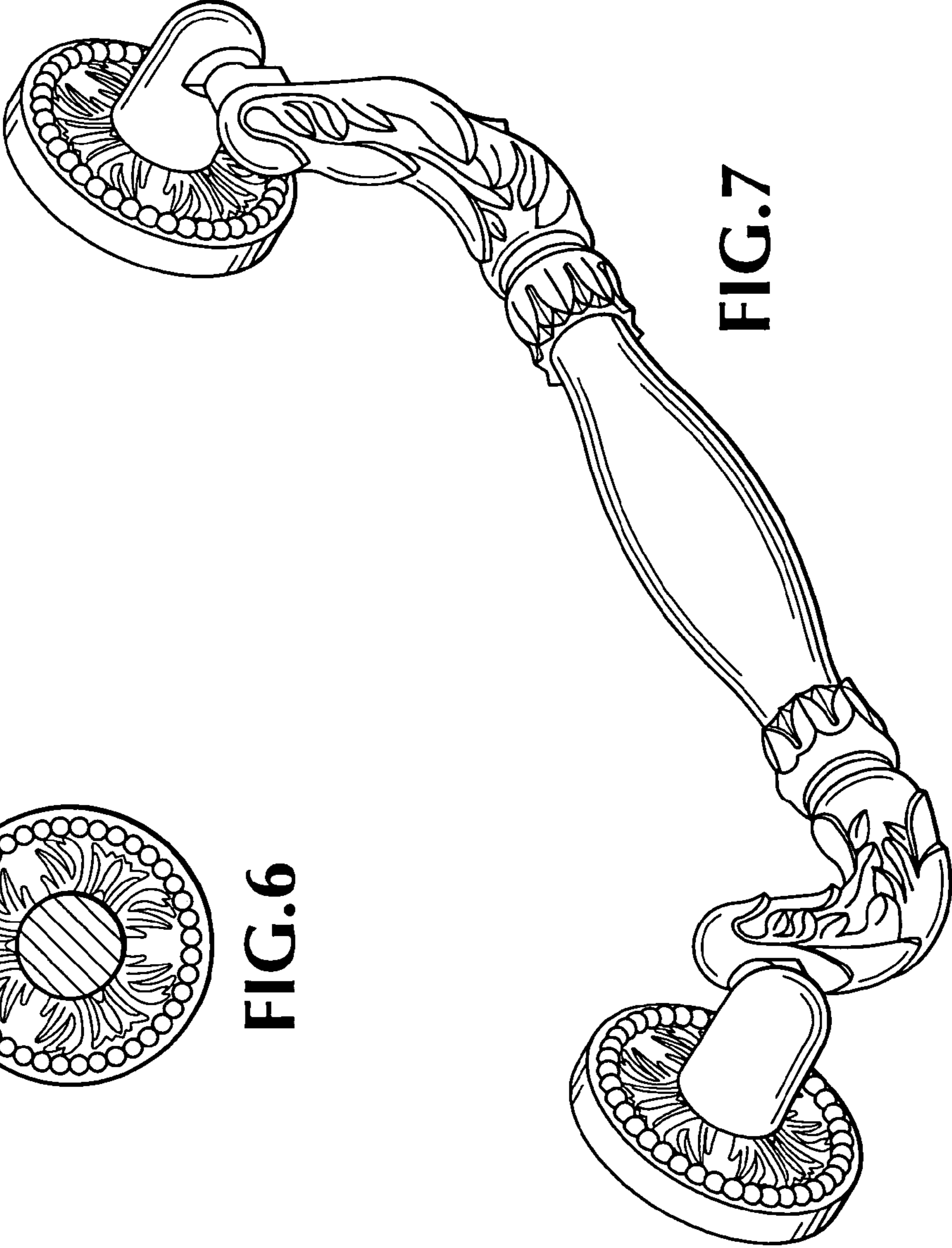


FIG. 7