



US00D575613S

(12) **United States Design Patent**
Jennings

(10) **Patent No.:** **US D575,613 S**

(45) **Date of Patent:** **** Aug. 26, 2008**

(54) **DISPOSABLE FILM CUTTER**

(75) Inventor: **Dale E. Jennings**, Huntington Beach,
CA (US)

(73) Assignee: **Pacific Handy Cutter, Inc.**, Costa Mesa,
CA (US)

(**) Term: **14 Years**

(21) Appl. No.: **29/279,302**

(22) Filed: **Apr. 25, 2007**

(51) **LOC (8) Cl.** **08-03**

(52) **U.S. Cl.** **D8/98**

(58) **Field of Classification Search** D8/14,
D8/98, 99, 102, 104; 30/287, 289, 294, 314,
30/317, 320, 335, 280; D3/18

See application file for complete search history.

(56) **References Cited**

U.S. PATENT DOCUMENTS

3,673,687 A * 7/1972 Phillips et al. 30/294
D254,243 S * 2/1980 Florian et al. D8/98
D269,154 S * 5/1983 Freedman et al. D8/98

D323,967 S * 2/1992 Talbot D8/98
D377,595 S * 1/1997 Wiezenhal D8/98
D381,886 S * 8/1997 Domenico D8/98
5,737,842 A * 4/1998 Freedman 30/280
5,768,787 A * 6/1998 Ireland 30/294
D401,492 S * 11/1998 Joseph, Jr. D8/98
6,691,416 B2 * 2/2004 Yu Chen 30/294
D540,647 S * 4/2007 Ireland D8/98

* cited by examiner

Primary Examiner—Philip S Hyder

(74) *Attorney, Agent, or Firm*—Henricks, Slavin & Holmes
LLP

(57) **CLAIM**

I claim the ornamental design for a disposable film cutter, as shown and described.

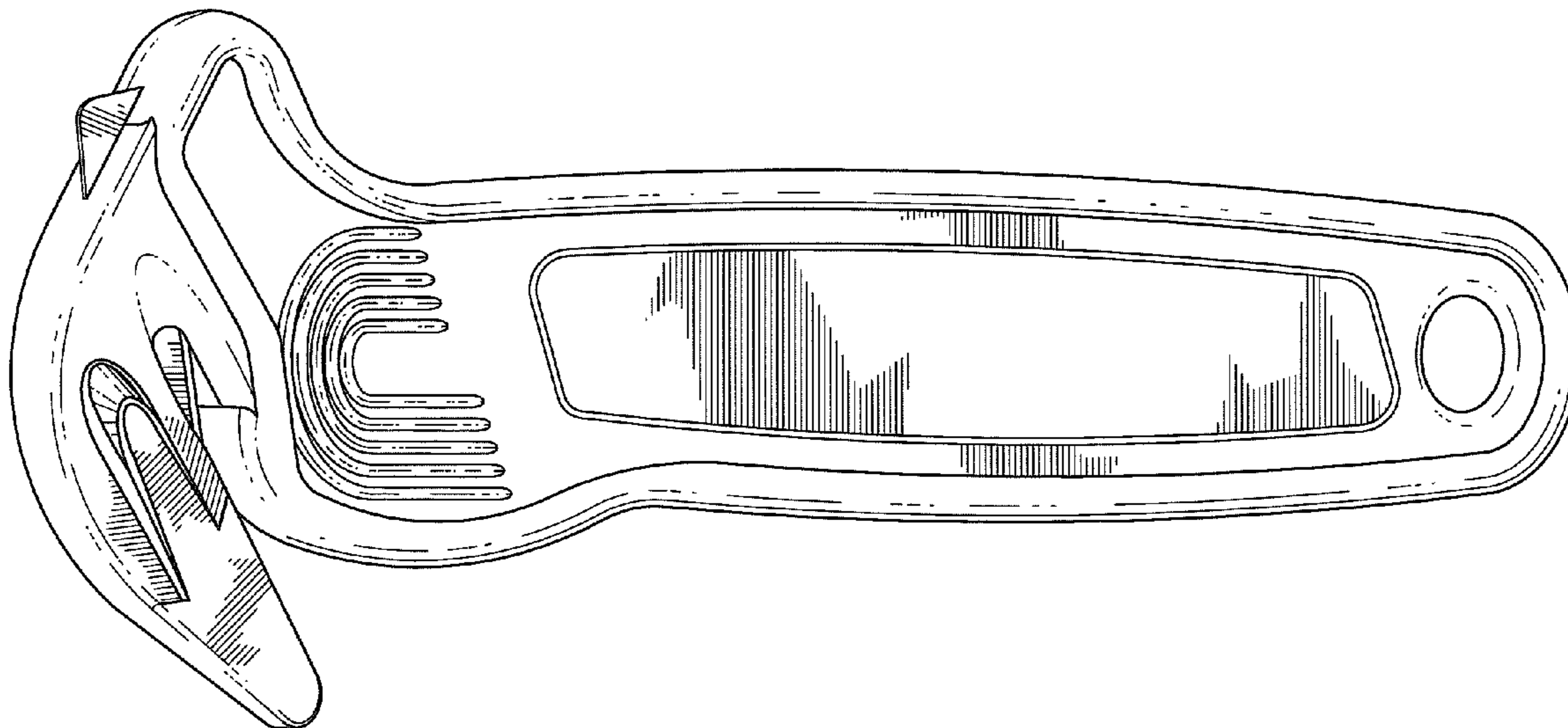
DESCRIPTION

FIG. 1 is a front and left side perspective view of a disposable film cutter showing my new design;

FIG. 2 is a back and right side perspective view thereof; and,

FIG. 3 is a front elevational view thereof.

1 Claim, 3 Drawing Sheets



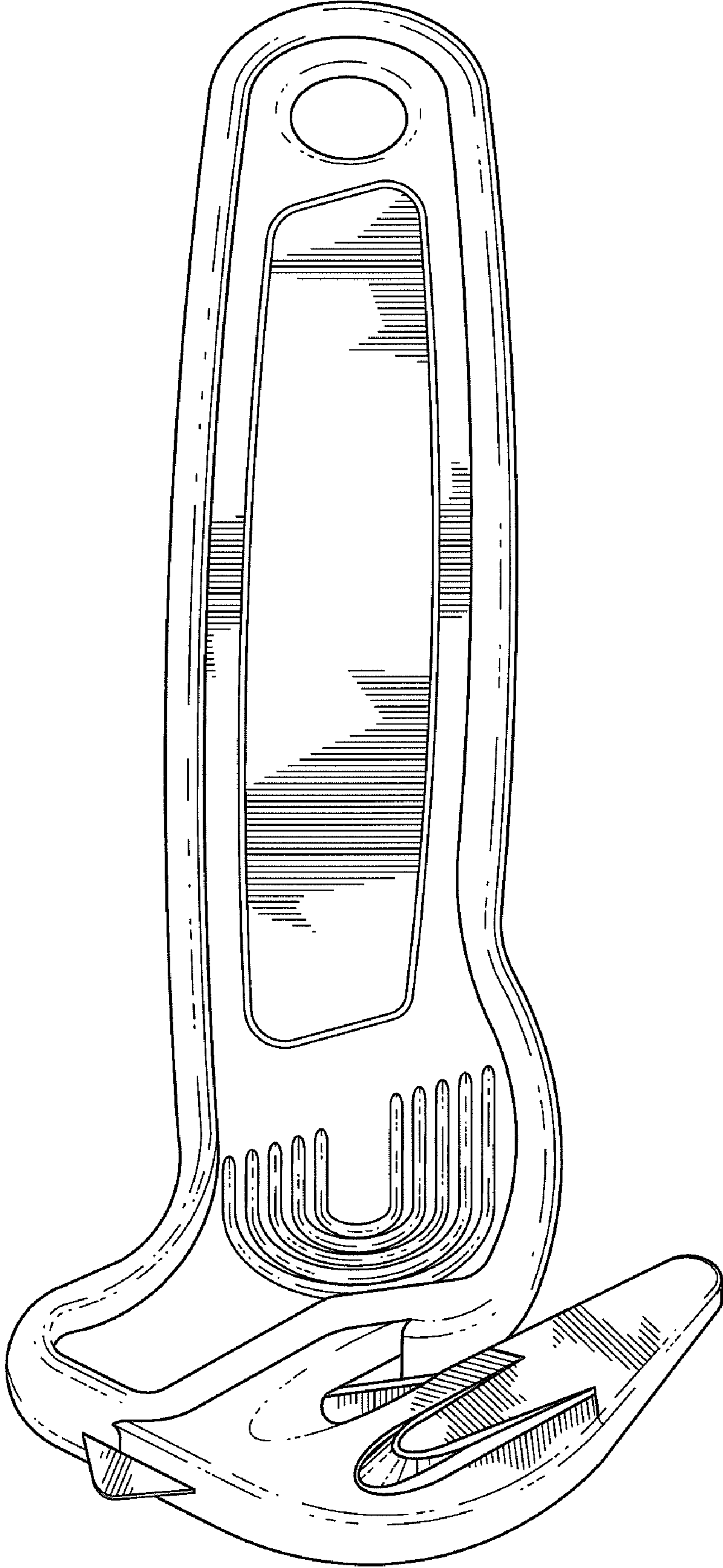


FIG. 1

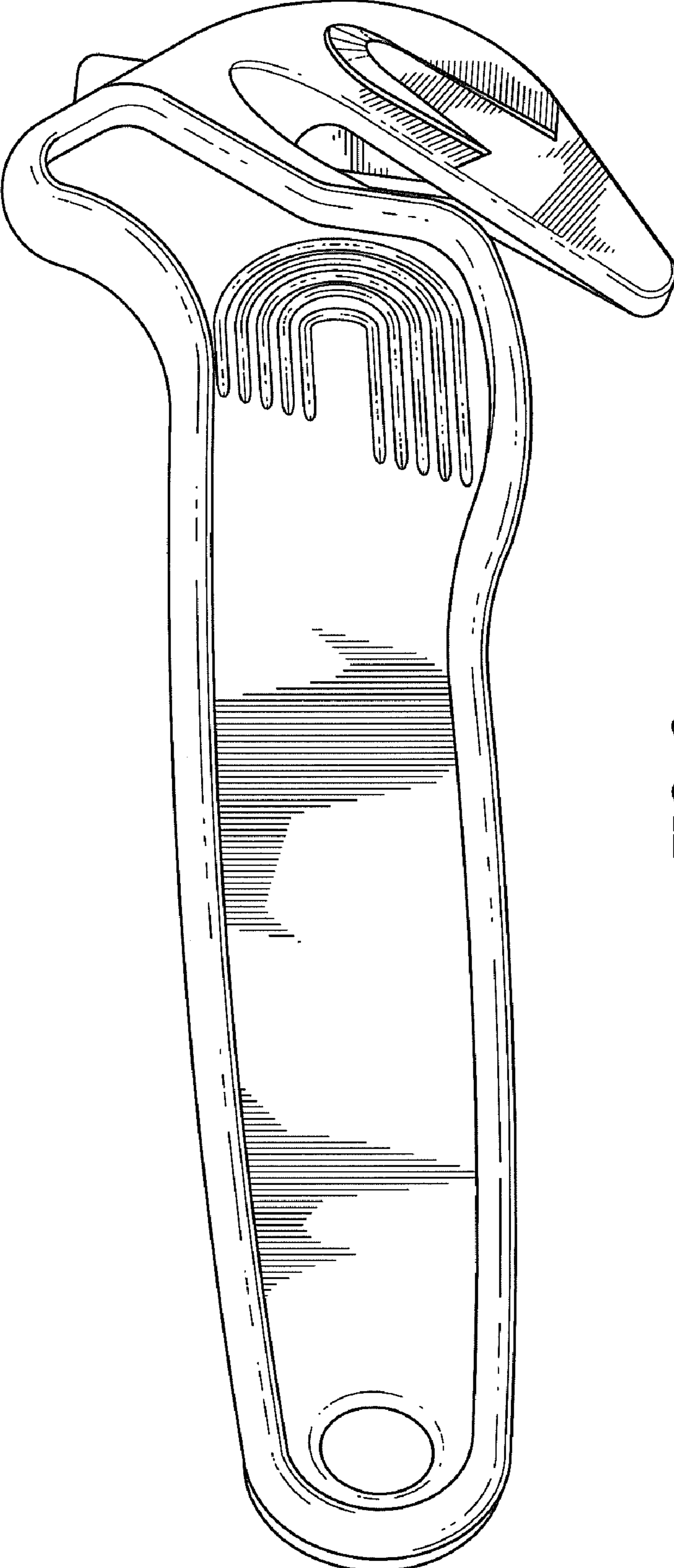


FIG. 2

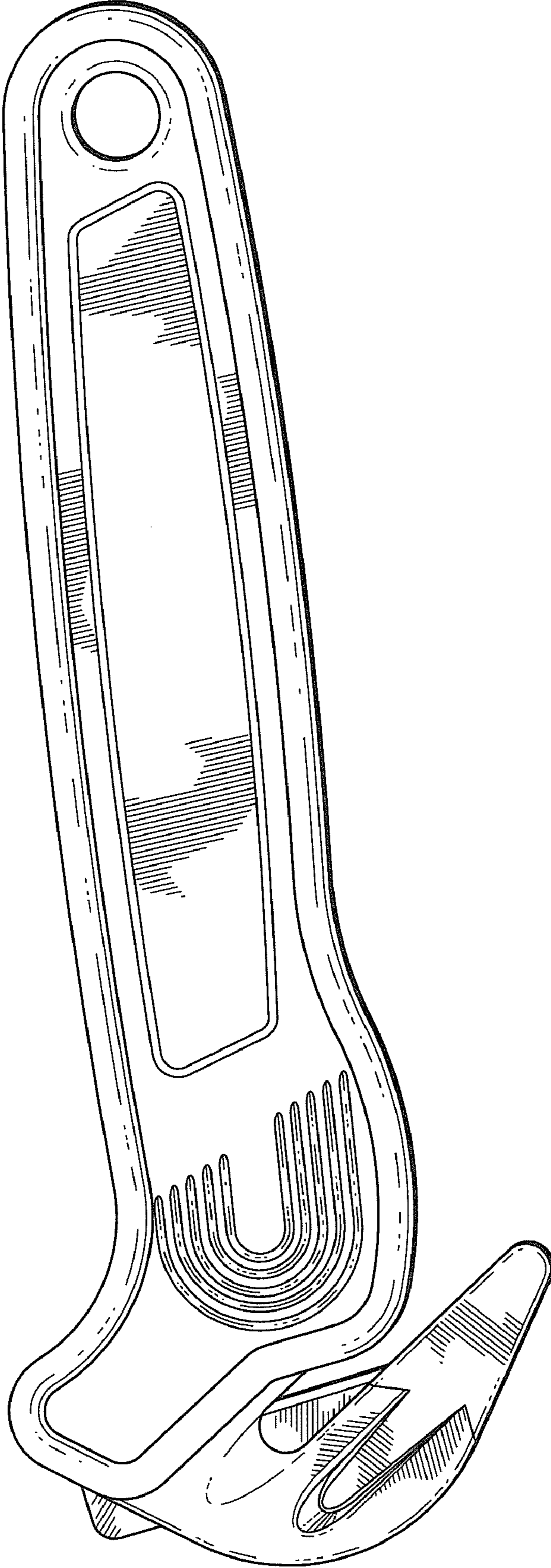


FIG. 3