



US00D575604S

(12) **United States Design Patent**
Vossbrinck

(10) **Patent No.:** **US D575,604 S**

(45) **Date of Patent:** **** Aug. 26, 2008**

(54) **TORQUE WRENCH WITH DISPLAY**

(75) Inventor: **Craig Vossbrinck**, Scotts Valley, CA
(US)

(73) Assignee: **Aimco**, Portland, OR (US)

(**) Term: **14 Years**

(21) Appl. No.: **29/291,998**

(22) Filed: **Sep. 25, 2007**

(51) **LOC (8) Cl.** **08-05**

(52) **U.S. Cl.** **D8/24**

(58) **Field of Classification Search** D8/21-29,
D8/81-87, 102-107, 98, 99, 55, 93, 94; 81/60-63.2,
81/177.1, 177.85, 177.8, 489, 125.1, 121.1,
81/119-120, 176.1, 186, 177.9, 185.1, 176.2,
81/165, 170, 3.35, 58, 3.345, 155; 206/378;
16/429, 441, 124.6; 7/100, 138, 168, 157
See application file for complete search history.

(56) **References Cited**

U.S. PATENT DOCUMENTS

4,070,932	A *	1/1978	Jeannotte	81/177.2
D286,973	S *	12/1986	Grabovac	D8/24
6,167,788	B1 *	1/2001	Schonberger et al.	81/467
6,796,190	B2 *	9/2004	Curry	73/862.21
D497,294	S *	10/2004	Becker et al.	D8/25
D520,309	S *	5/2006	Hsien	D8/25
D525,853	S *	8/2006	Hsieh	D8/107

7,107,884	B2 *	9/2006	Cutler et al.	81/479
D530,166	S *	10/2006	Becker et al.	D8/24
D533,038	S *	12/2006	Hsu	D8/24
D562,093	S *	2/2008	Wu	D8/24

* cited by examiner

Primary Examiner—Raphael Barkai

Assistant Examiner—Randall H Gholson

(74) *Attorney, Agent, or Firm*—Portland Intellectual Property, LLC

(57) **CLAIM**

The ornamental design for a torque wrench with display, substantially as shown and described.

DESCRIPTION

FIG. 1 is a front view of a torque wrench with display showing my new design;

FIG. 2 is a back view thereof;

FIG. 3 is a top, left side isometric view thereof;

FIG. 4 is a right side view thereof;


FIG. 5 is a left side view thereof;

FIG. 6 is a top view thereof; and,

FIG. 7 is a bottom view thereof.

The broken lines showing a torque wrench display is included for the purpose of illustration and forms no part of the claimed design.

1 Claim, 2 Drawing Sheets



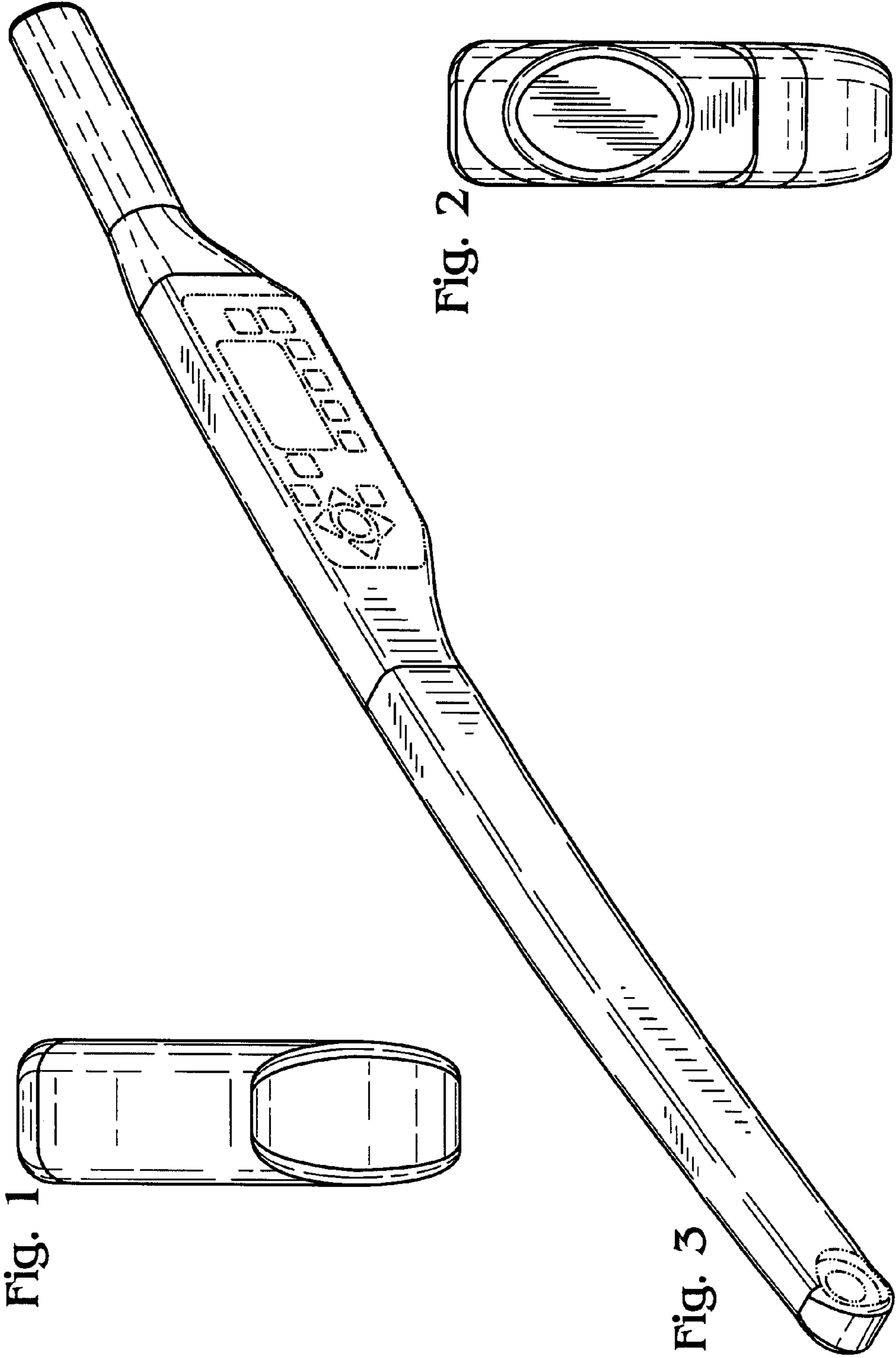


Fig. 1

Fig. 2

Fig. 3

Fig. 4

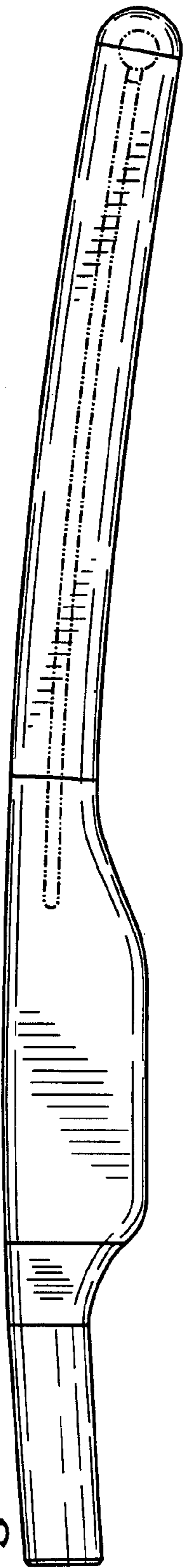


Fig. 5

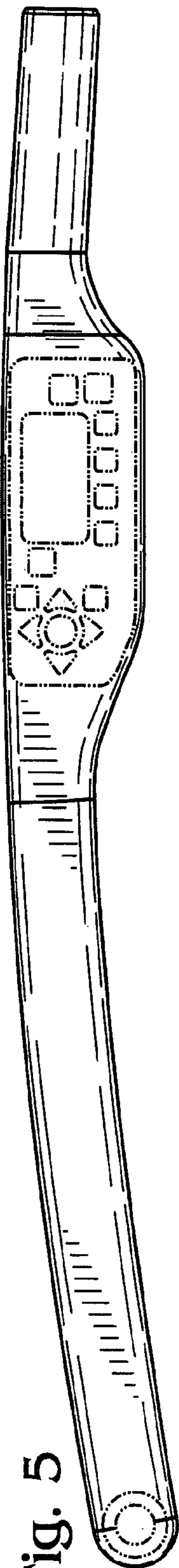


Fig. 6

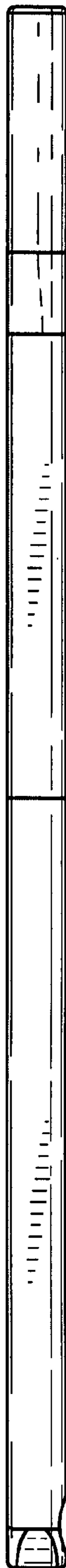


Fig. 7

