



US00D575600S

(12) **United States Design Patent**  
**Mayer**

(10) **Patent No.:** **US D575,600 S**

(45) **Date of Patent:** **\*\* Aug. 26, 2008**

(54) **STEMWARE HOLDER**

(75) Inventor: **Simone Mayer**, Miami Shores, FL (US)

(73) Assignee: **Front of the House, Inc.**, Miami Shores, FL (US)

(\*\*) Term: **14 Years**

(21) Appl. No.: **29/297,427**

(22) Filed: **Nov. 9, 2007**

(51) **LOC (8) Cl.** ..... **07-01**

(52) **U.S. Cl.** ..... **D7/708; D7/553.1**

(58) **Field of Classification Search** ..... D7/619.1,  
D7/624.1, 553.6, 557, 505, 701, 549, 555,  
D7/396.2, 396.1, 387, 616, 708, 553.1, 602,  
D7/601; 220/23.86, 574, 575; 206/217,  
206/562; 294/87.28, 172; 248/312; 211/1,  
211/85.4, 41.3, 126.1; D6/457, 512  
See application file for complete search history.

(56) **References Cited**

**U.S. PATENT DOCUMENTS**

D270,324 S *	8/1983	French	.....	D7/505
D292,161 S *	10/1987	Spolter et al.	.....	D7/553.6
D308,461 S *	6/1990	Hosea	.....	D7/549
D308,497 S *	6/1990	Roche	.....	D12/133
D342,421 S	12/1993	DuBow	.....	D7/616
5,294,000 A *	3/1994	Yanuzzi	.....	206/562
RE34,703 E *	8/1994	Zilliox	.....	220/575
5,361,932 A *	11/1994	Friedrich	.....	220/574

5,542,577 A *	8/1996	Friedrich	.....	220/759
D419,402 S	1/2000	Baker	.....	D7/708
D440,832 S *	4/2001	Goldsborough	.....	D7/701
D563,726 S *	3/2008	Fraser	.....	D7/553.1
2004/0129701 A1 *	7/2004	Mahawili	.....	220/23.8

\* cited by examiner

*Primary Examiner*—Gary D. Watson

*Assistant Examiner*—Cynthia Underwood

(74) *Attorney, Agent, or Firm*—Proskauer Rose LLP

(57) **CLAIM**

The ornamental design for stemware holder, as shown and described.

**DESCRIPTION**

FIG. 1 is a perspective view of a first embodiment of a stemware holder;

FIG. 2 is a top view of the embodiment of FIG. 1;

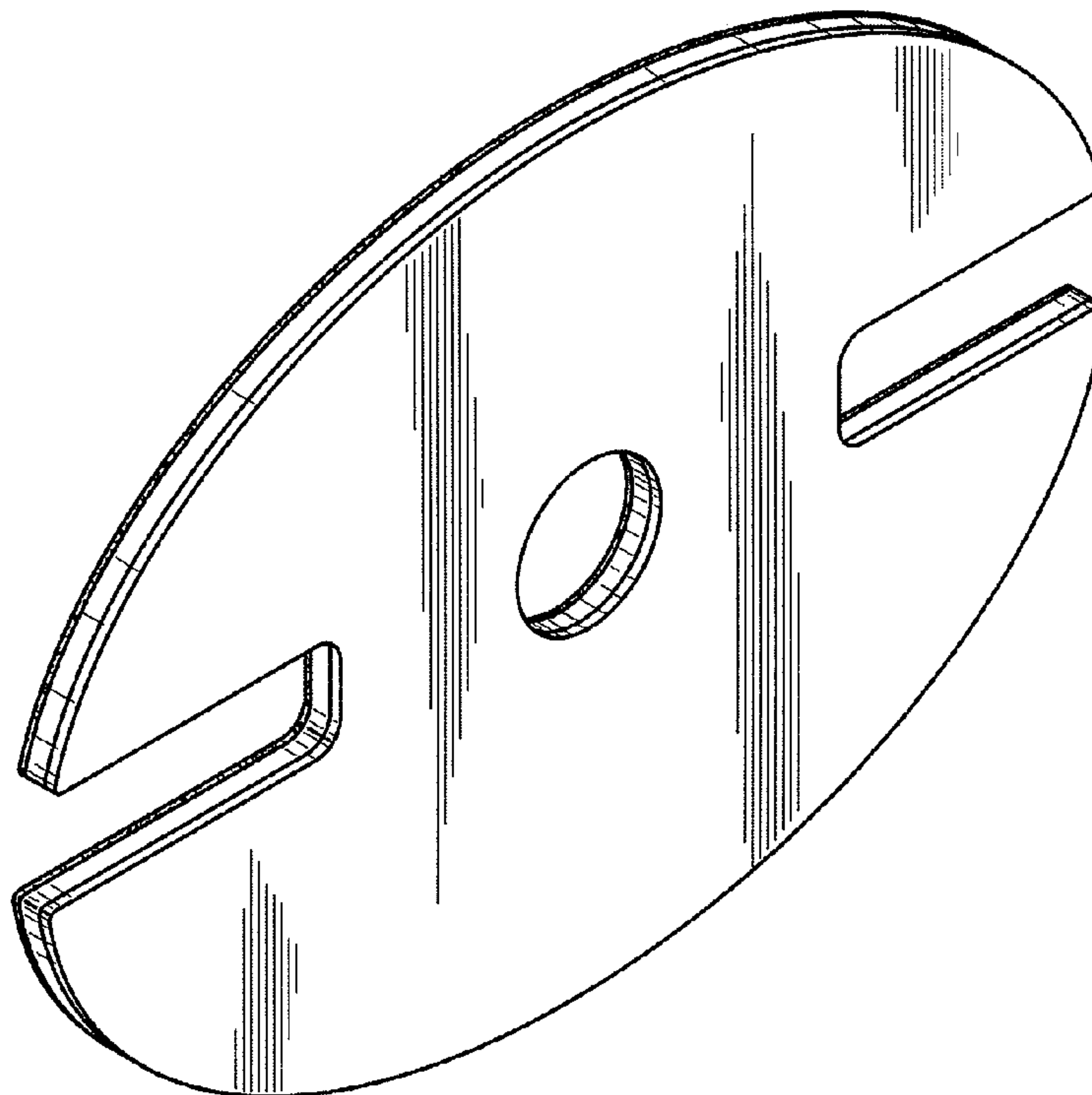
FIG. 3 is a left end view of the embodiment of FIG. 1, the right end view being a mirror image thereof;

FIG. 4 is a bottom view of the embodiment of FIG. 1;

FIG. 5 is a right side view of the embodiment of FIG. 1, the left side view being a mirror image thereof; and,

FIG. 6 is a top view of a second embodiment of the stemware holder, the bottom, left end, right end, right side and left side views of the second embodiment being identical to the first embodiment, with the dashed lines indicating a stitching pattern.

**1 Claim, 3 Drawing Sheets**



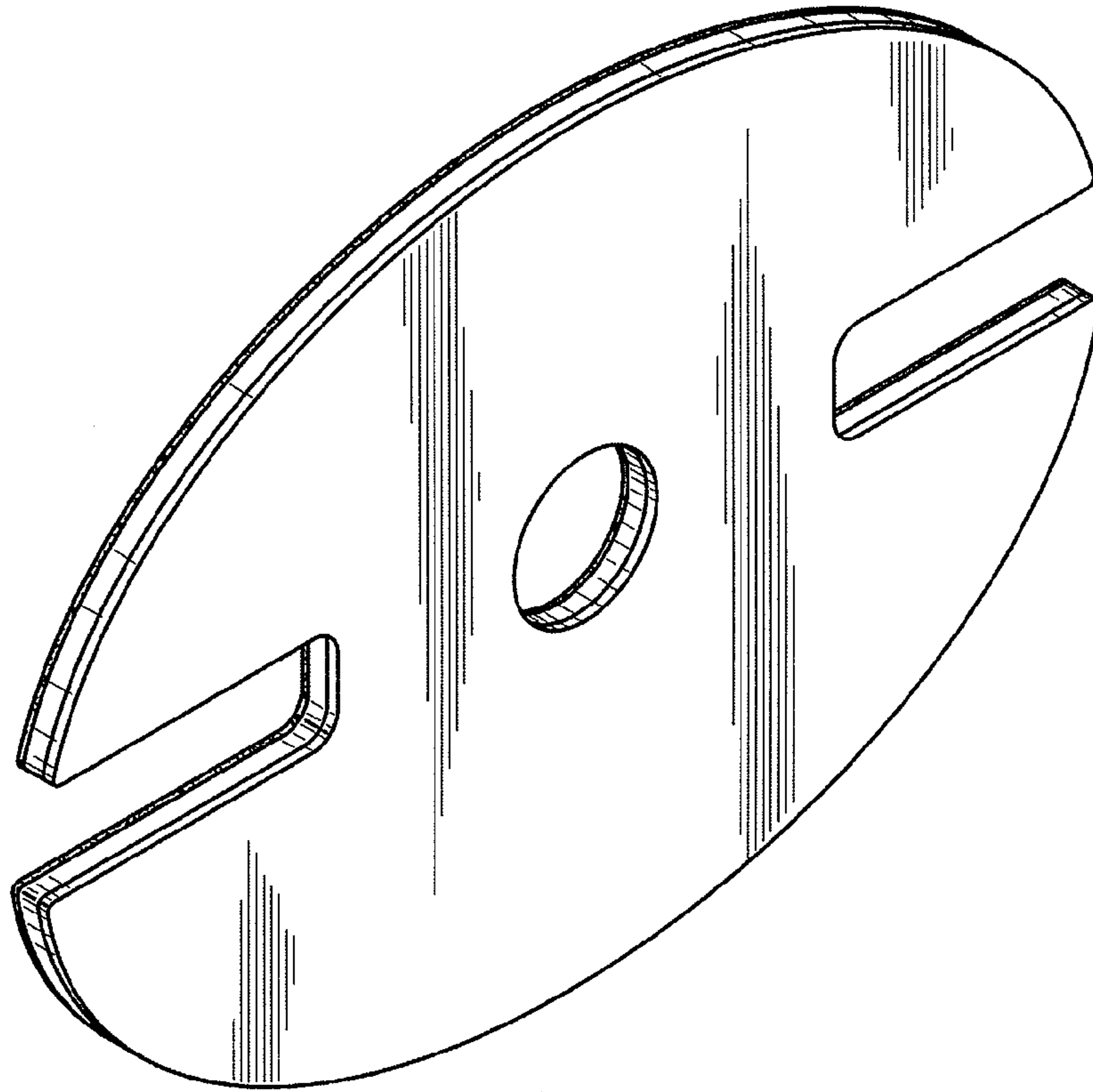


FIG. 1

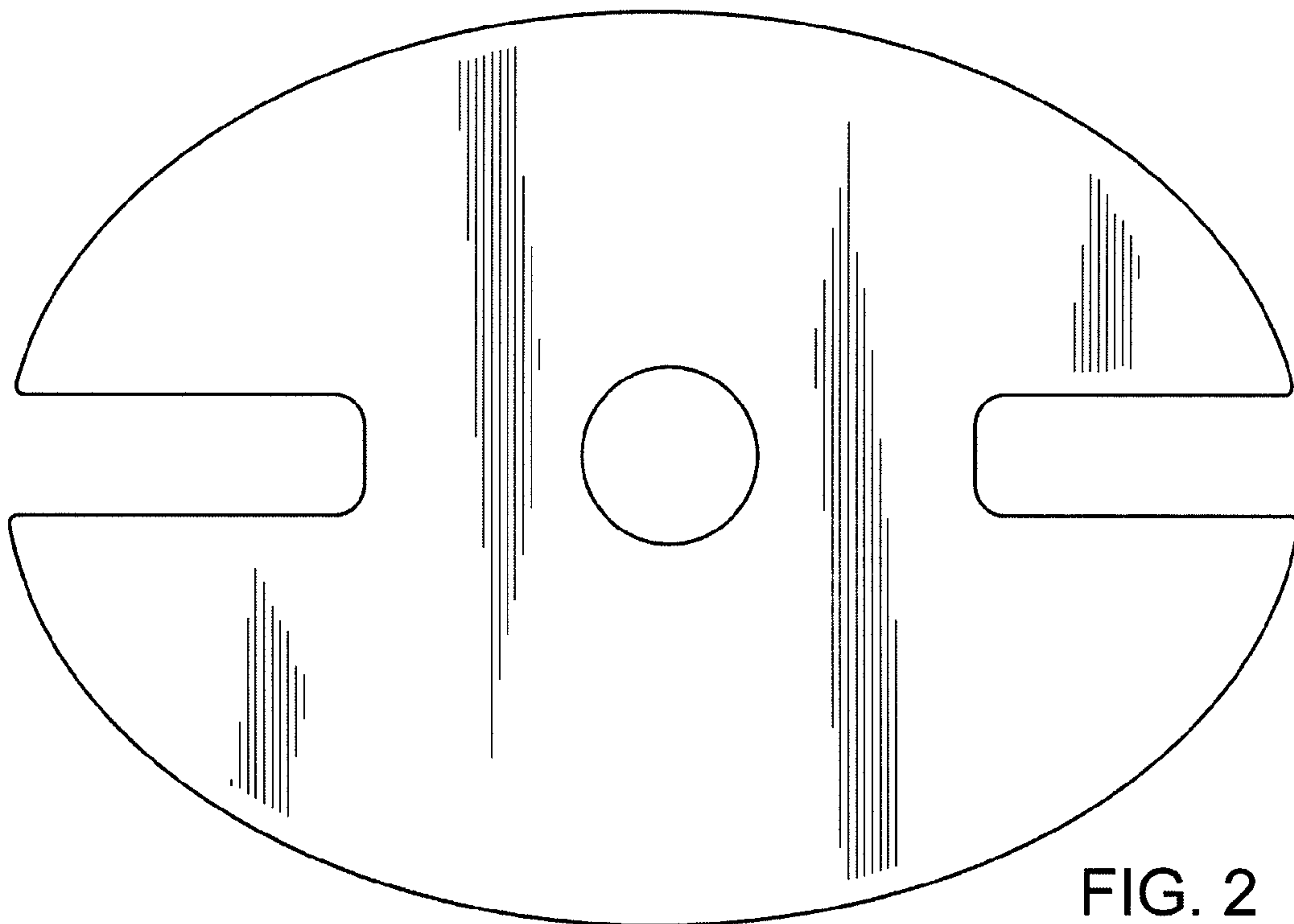


FIG. 2






FIG. 3



FIG. 4



FIG. 5

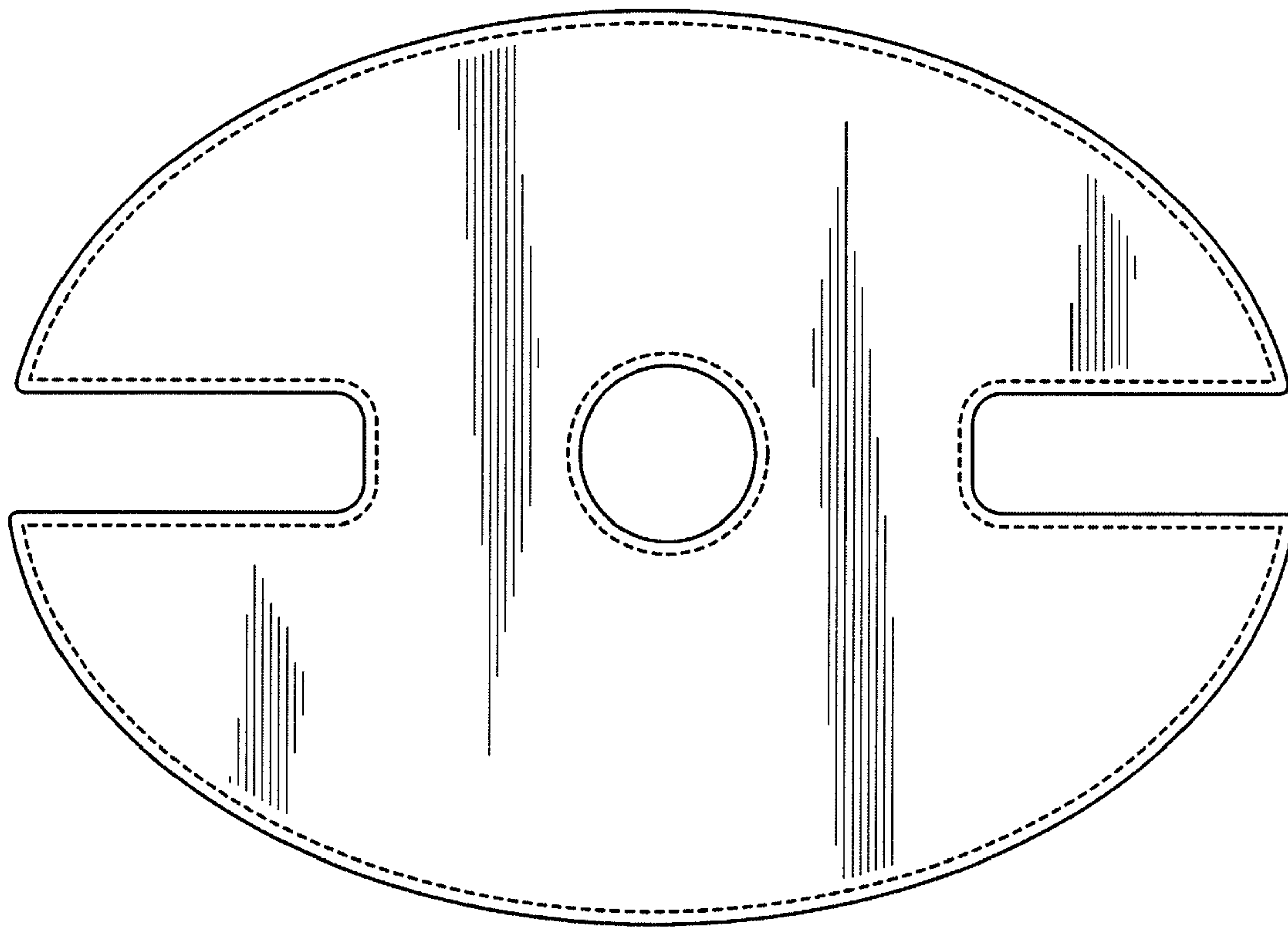


FIG. 6