



US00D575595S

(12) **United States Design Patent**  
**Shane-Schuldt**

(10) **Patent No.:** **US D575,595 S**

(45) **Date of Patent:** **\*\* Aug. 26, 2008**

(54) **SPOON**

(75) Inventor: **Diane Shane-Schuldt**, Sherrill, NY (US)

(73) Assignee: **Oneida, Ltd.**, Oneida, NY (US)

(\*\*) Term: **14 Years**

(21) Appl. No.: **29/307,278**

(22) Filed: **Apr. 10, 2008**

(51) **LOC (8) Cl.** ..... **07-03**

(52) **U.S. Cl.** ..... **D7/653**

(58) **Field of Classification Search** ..... D7/368,  
D7/395, 401.2, 642-646, 649-653, 661-664,  
D7/669, 675-676, 683, 688-692, 695-696;  
30/137, 141-143, 147-150, 322-327, 329,  
30/340, 342-346; 416/70 R

See application file for complete search history.

(56) **References Cited**

**U.S. PATENT DOCUMENTS**

D407,611 S *	4/1999	Shane-Schuldt	.....	D7/653
D454,284 S *	3/2002	Junko	.....	D7/653
D454,762 S *	3/2002	Richmond	.....	D7/653
D489,944 S *	5/2004	Shane-Schuldt	.....	D7/653

D491,770 S *	6/2004	Strange	.....	D7/653
D535,158 S *	1/2007	Ito	.....	D7/653
D545,641 S *	7/2007	Junko	.....	D7/653

\* cited by examiner

*Primary Examiner*—Caron D. Veynar

*Assistant Examiner*—Ricky Pham

(74) *Attorney, Agent, or Firm*—Marjama Muldoon Blasiak & Sullivan, LLP

(57) **CLAIM**

The ornamental design for a spoon, as shown and described.

**DESCRIPTION**

FIG. 1 is a top plan view of a spoon, illustrating my new design;

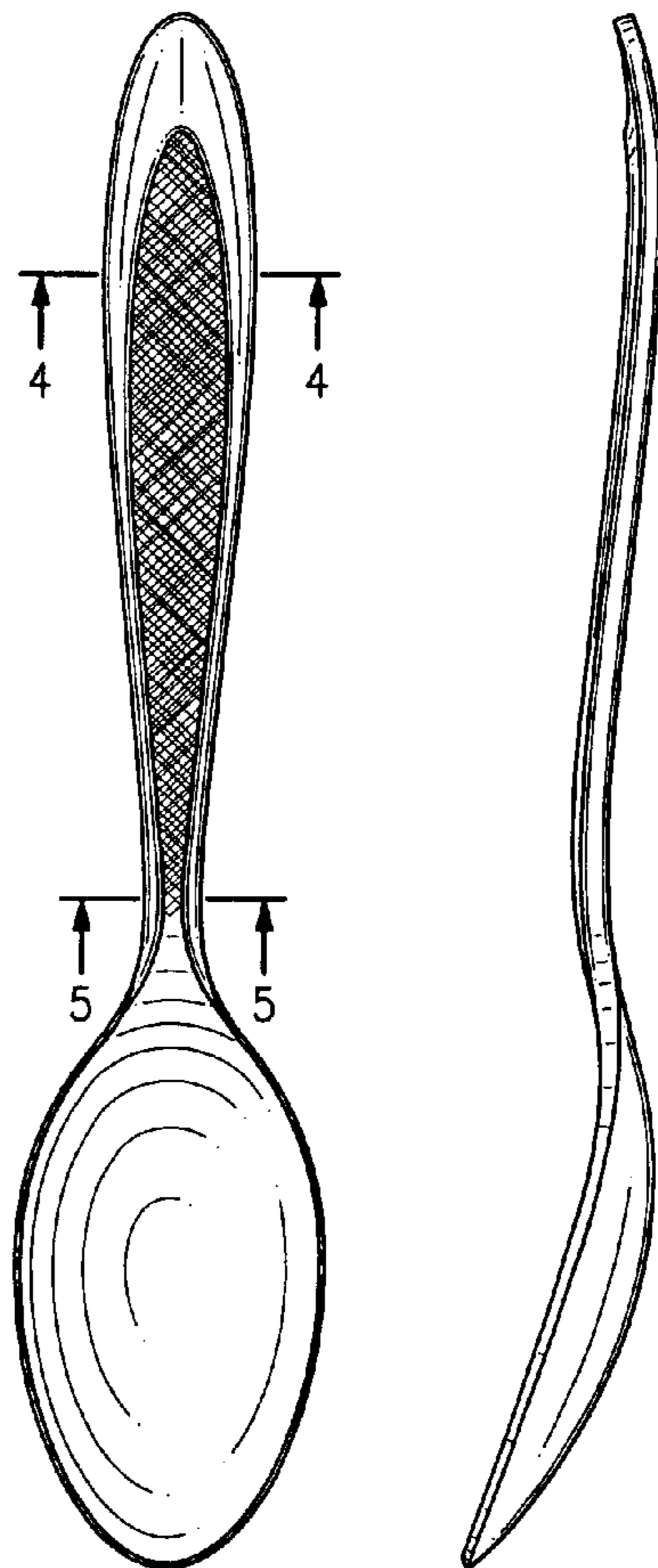
FIG. 2 is a right side view thereof, the left side view being a mirror image;

FIG. 3 is a bottom view thereof;

FIG. 4 is a cross-sectional view taken through line 4—4 of FIG. 1; and,

FIG. 5 is a cross-sectional view taken through line 5—5 of FIG. 1.

**1 Claim, 1 Drawing Sheet**



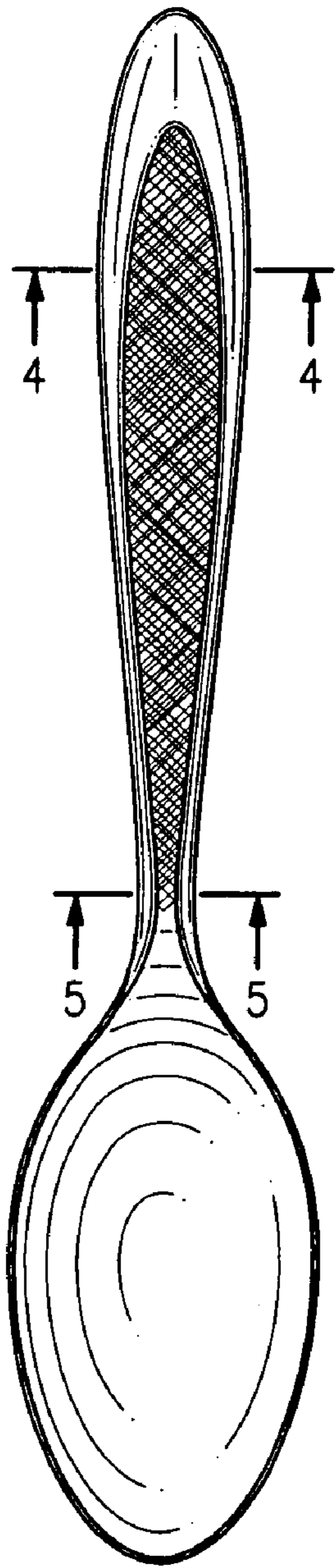


FIG. 1

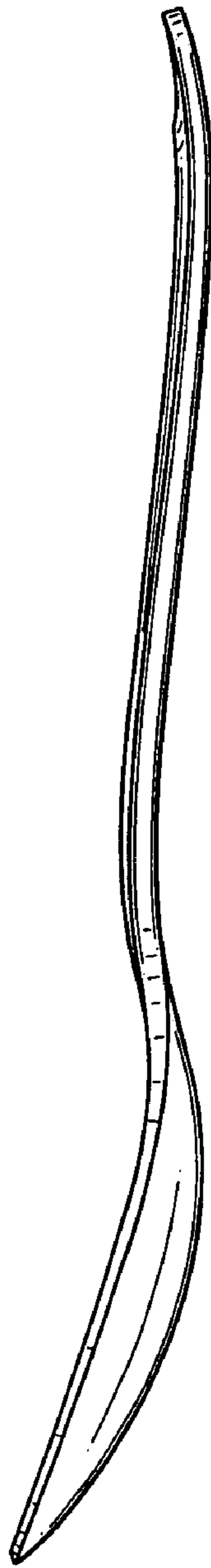


FIG. 2

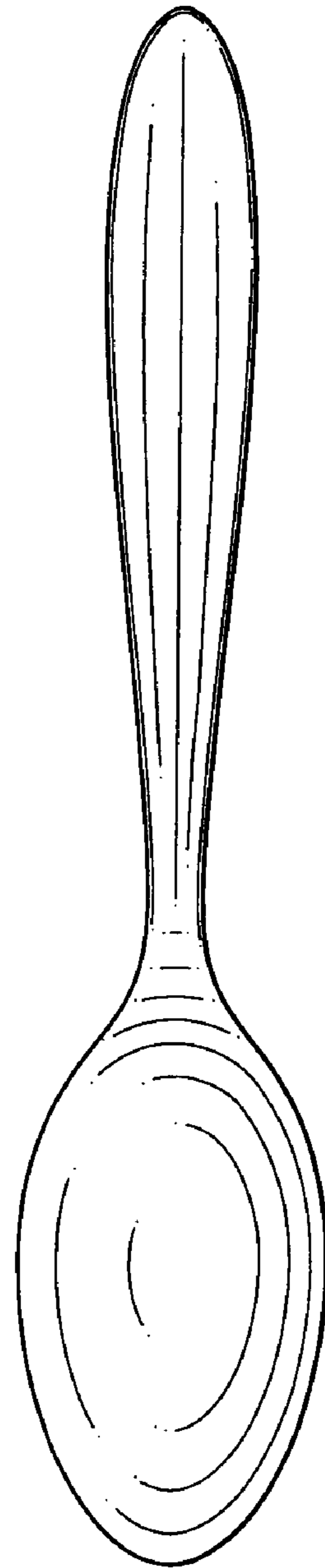


FIG. 3



FIG. 4



FIG. 5