



US00D575594S

(12) **United States Design Patent**  
**Richmond**

(10) **Patent No.:** **US D575,594 S**  
(45) **Date of Patent:** **\*\* Aug. 26, 2008**

(54) **SPOON**

D552,432 S \* 10/2007 Shane-Schuldt ..... D7/653

(75) Inventor: **Colin Richmond**, Fairview, NC (US)

\* cited by examiner

(73) Assignee: **Oneida, Ltd.**, Oneida, NY (US)

*Primary Examiner*—Caron D. Veynar

*Assistant Examiner*—Ricky Pham

(\*\*) Term: **14 Years**

(74) *Attorney, Agent, or Firm*—Marjama Muldoon Blasiak & Sullivan, LLP

(21) Appl. No.: **29/307,277**

(22) Filed: **Apr. 10, 2008**

(57) **CLAIM**

The ornamental design for a spoon, as shown and described.

(51) **LOC (8) Cl.** ..... **07-03**

(52) **U.S. Cl.** ..... **D7/653**

**DESCRIPTION**

(58) **Field of Classification Search** ..... D7/368,  
D7/395, 401.2, 642–646, 649–653, 661–664,  
D7/669, 675–676, 683, 688–692, 695–696;  
30/137, 141–143, 147–150, 322–327, 329,  
30/340, 342–346; 416/70 R

FIG. 1 is a top plan view of a spoon, illustrating my new design;

FIG. 2 is a right side view thereof, the left side view being a mirror image;

See application file for complete search history.

FIG. 3 is a bottom view thereof;

(56) **References Cited**

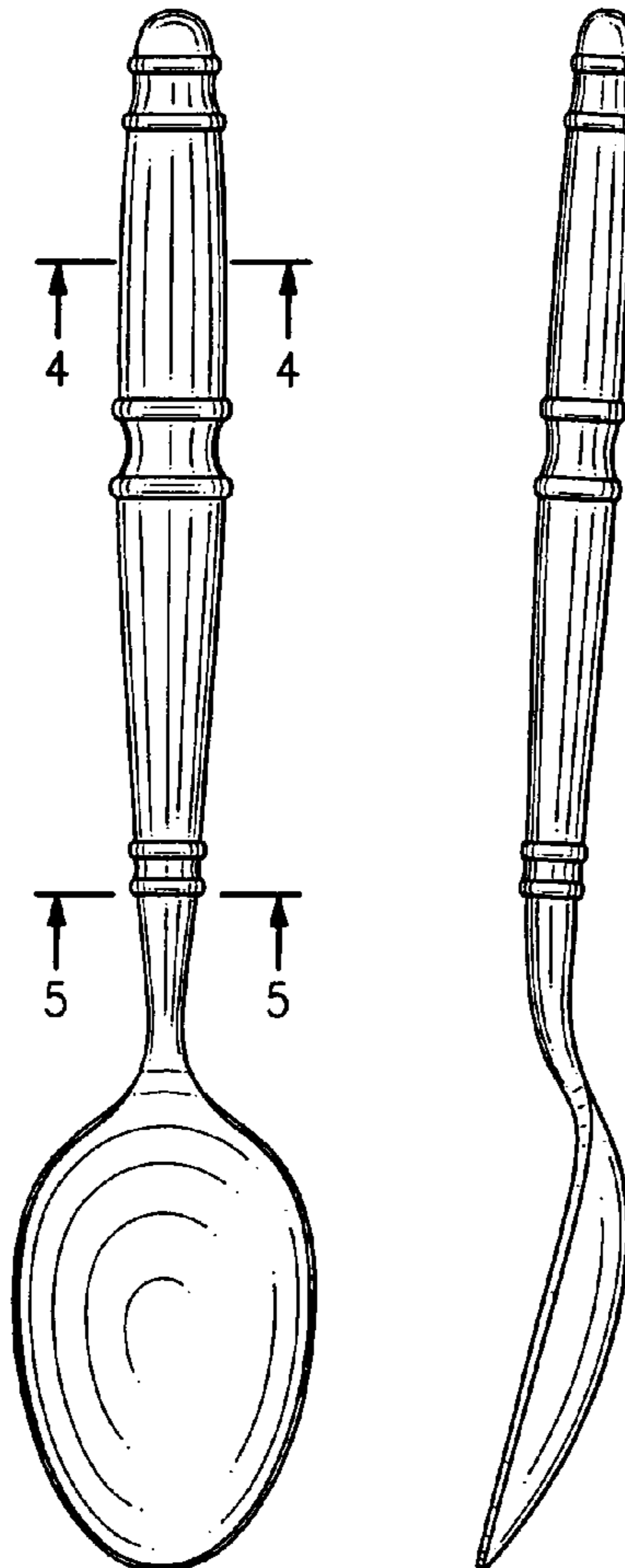
**U.S. PATENT DOCUMENTS**

- D50,870 S \* 6/1917 Curtiss ..... D7/653
- D534,399 S \* 1/2007 Thompson ..... D7/653
- D548,546 S \* 8/2007 Richmond ..... D7/653

FIG. 4 is a cross-sectional view taken through line 4—4 of FIG. 1; and,

FIG. 5 is a cross-sectional view taken through line 5—5 of FIG. 1.

**1 Claim, 1 Drawing Sheet**



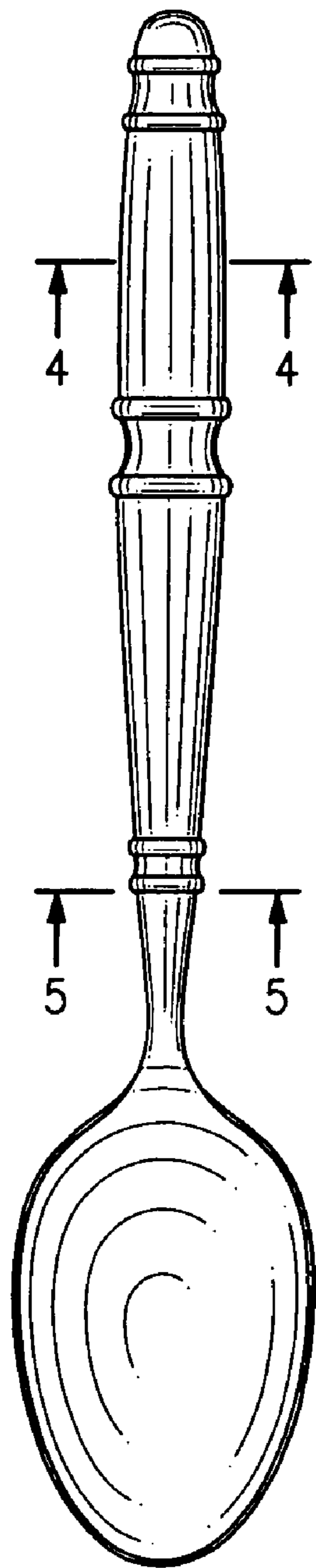


FIG. 1

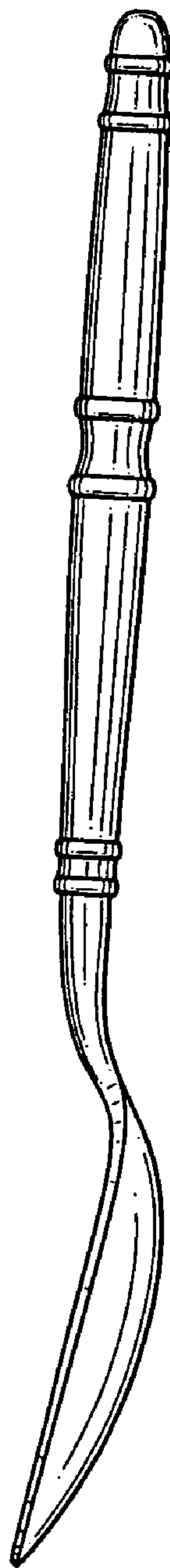


FIG. 2

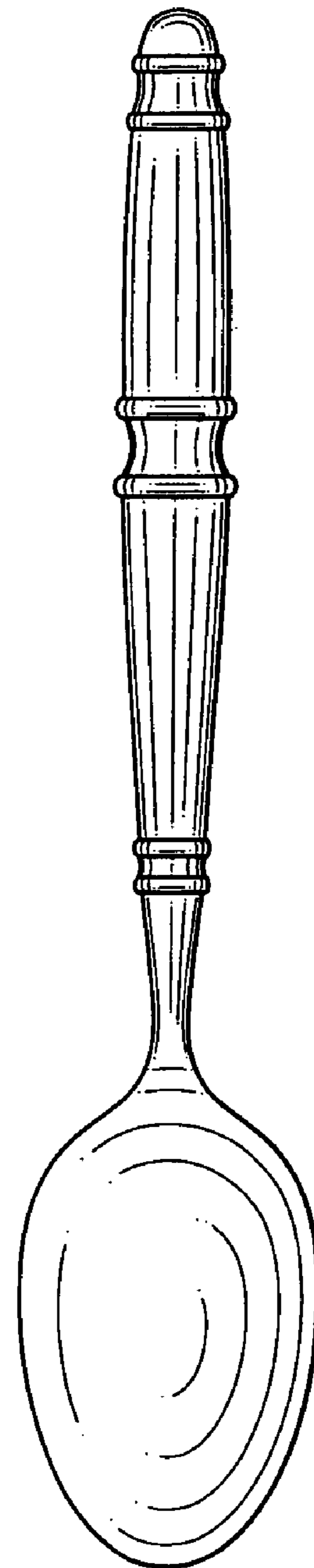


FIG. 3



FIG. 4



FIG. 5