



US00D575588S

(12) **United States Design Patent**  
**Schösser**

(10) **Patent No.:** **US D575,588 S**

(45) **Date of Patent:** **\*\* Aug. 26, 2008**

(54) **SAUCER**

(75) Inventor: **Baldur Schösser**, Wadgassen (DE)

(73) Assignee: **Villeroy & Boch AG**, Mettlach (DE)

(\*\*) Term: **14 Years**

(21) Appl. No.: **29/285,537**

(22) Filed: **Mar. 30, 2007**

(30) **Foreign Application Priority Data**

Oct. 9, 2006 (DE) ..... 4 06 05 282

(51) **LOC (8) Cl.** ..... **07-01**

(52) **U.S. Cl.** ..... **D7/584; D7/587**

(58) **Field of Classification Search** ..... D7/550.1,  
D7/554.1, 566, 570, 584; 220/574, 575  
See application file for complete search history.

(56) **References Cited**

**U.S. PATENT DOCUMENTS**

D93,163 S \* 8/1934 Hart ..... D7/566  
D155,895 S \* 11/1949 Heintze ..... D7/570  
D419,383 S \* 1/2000 Wellner ..... D7/566

D472,430 S \* 4/2003 Scherer ..... D7/570  
D495,563 S \* 9/2004 Winde-Liu ..... D7/566  
D513,933 S \* 1/2006 Glander et al. .... D7/554.1  
D528,366 S \* 9/2006 Medard ..... D7/545  
D553,912 S \* 10/2007 Frank ..... D7/566

\* cited by examiner

*Primary Examiner*—Charles A. Rademaker

*Assistant Examiner*—Anna J Burmeister

(74) *Attorney, Agent, or Firm*—Friedrich Kueffner

(57) **CLAIM**

The ornamental design for a saucer, as shown and described.

**DESCRIPTION**

FIG. 1 is a top plan view of a saucer, showing my new design;

FIG. 2 is a bottom plan view thereof;

FIG. 3 is top, front elevational view thereof;

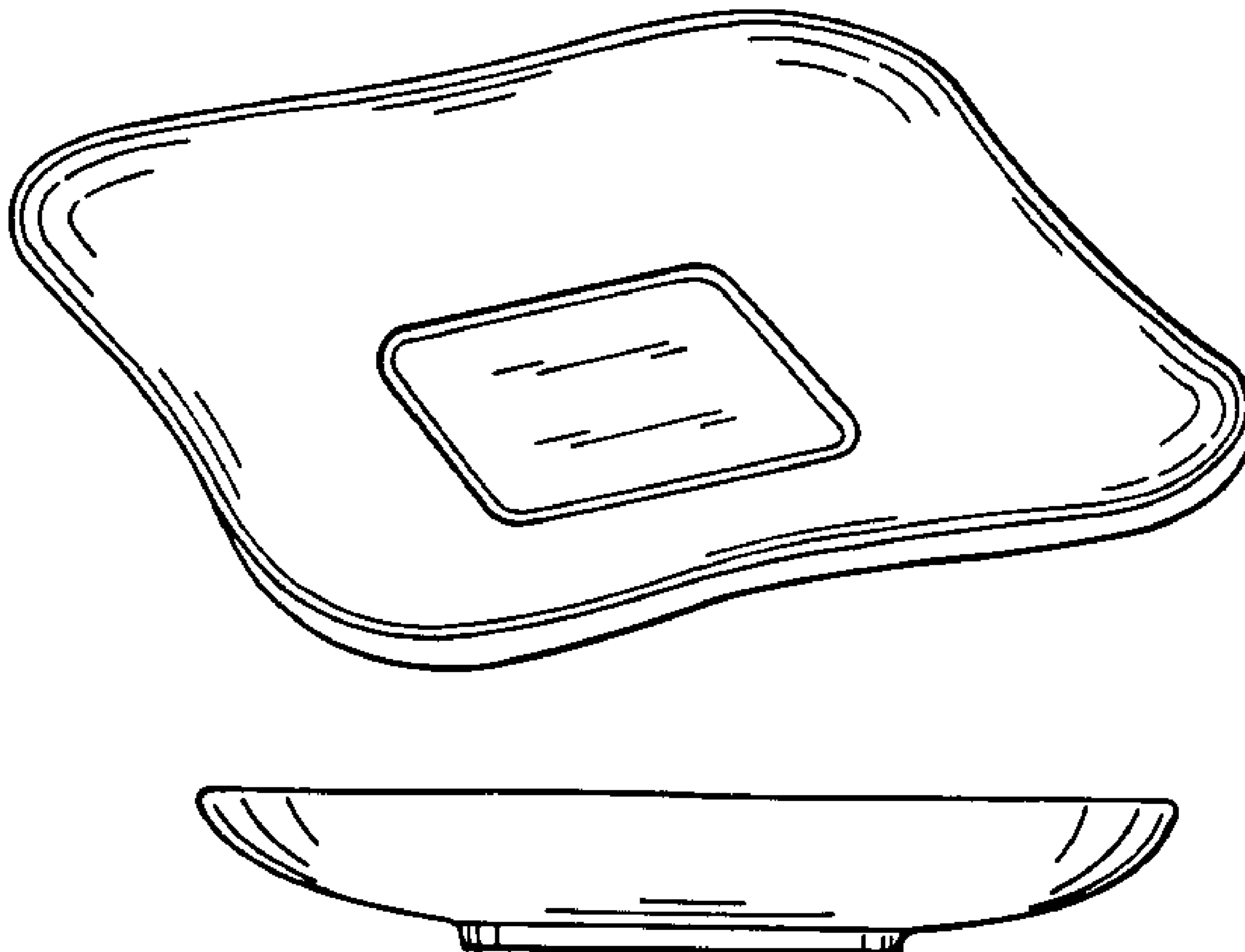
FIG. 4 is a front elevational view thereof;

FIG. 5 is a rear elevational view thereof;

FIG. 6 is a right side elevational view thereof; and,

FIG. 7 is a left side elevational view thereof.

**1 Claim, 1 Drawing Sheet**



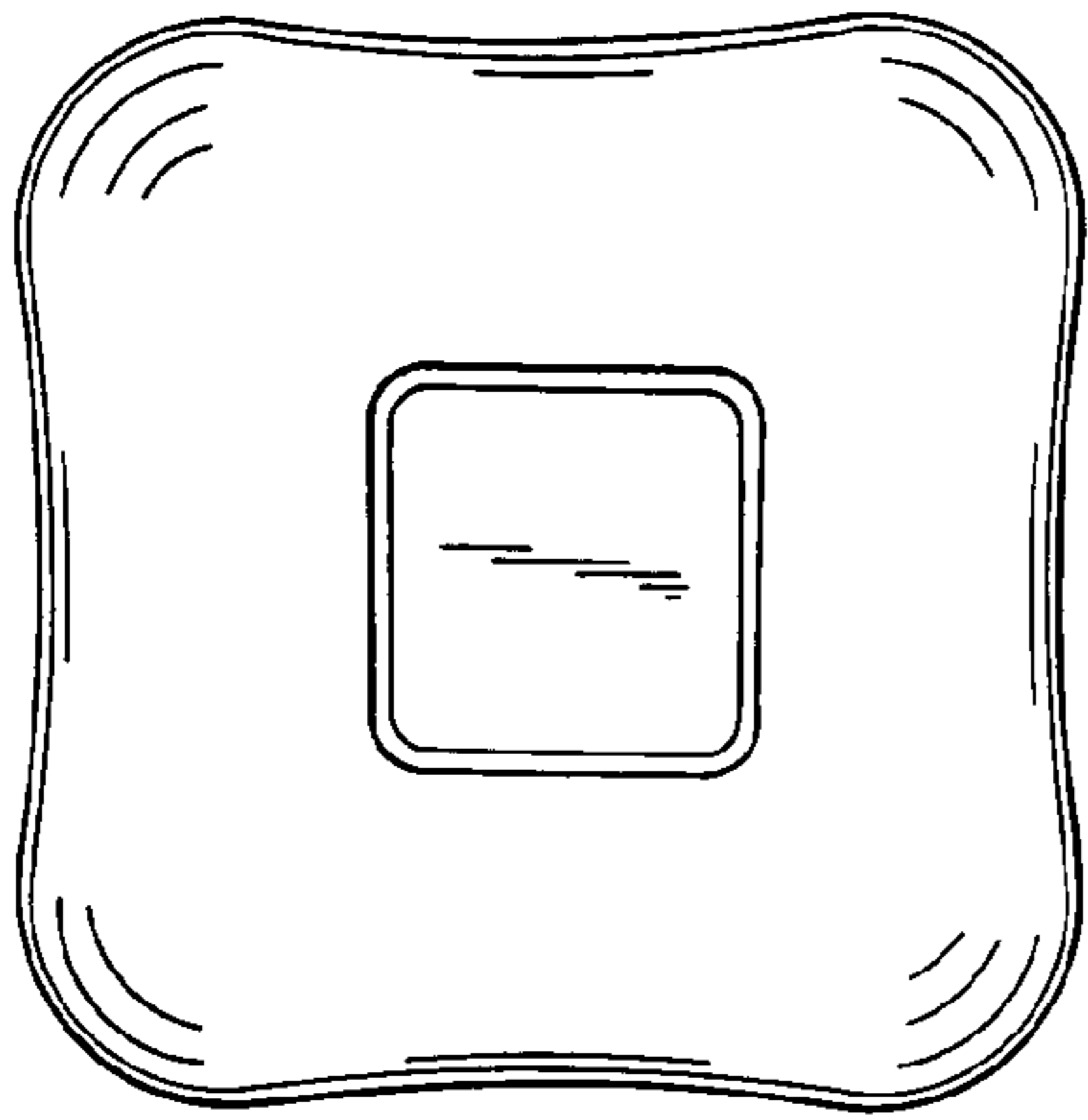


FIG. 1

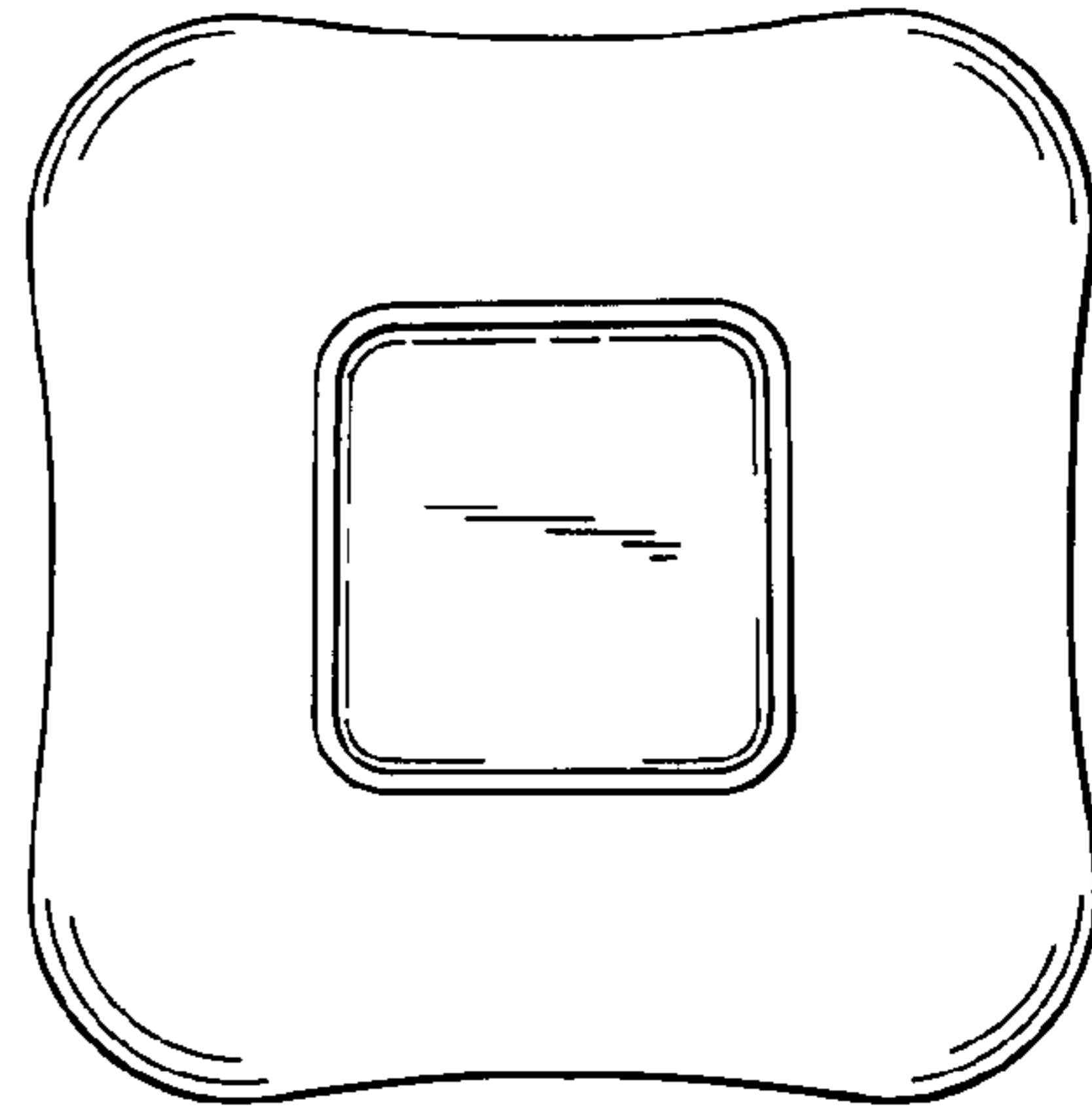


FIG. 2

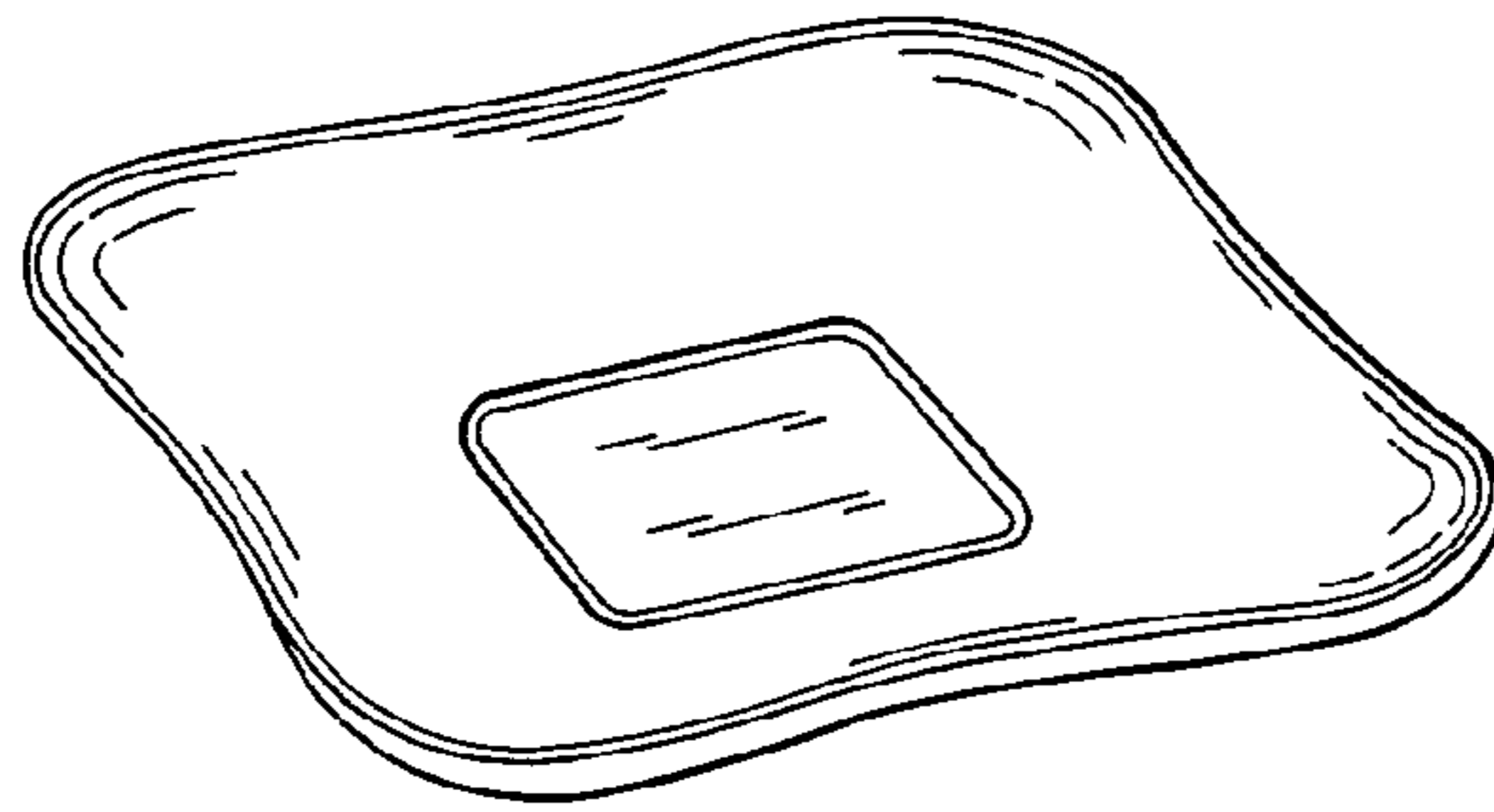


FIG. 3




FIG. 4




FIG. 5




FIG. 6




FIG. 7