



US00D575586S

(12) **United States Design Patent**  
**Schösser**

(10) **Patent No.:** **US D575,586 S**

(45) **Date of Patent:** **\*\* Aug. 26, 2008**

(54) **BOWL**

(75) Inventor: **Baldur Schösser**, Wadgassen (DE)

(73) Assignee: **Villeroy & Boch AG**, Mettlach (DE)

(\*\*) Term: **14 Years**

(21) Appl. No.: **29/286,040**

(22) Filed: **Apr. 20, 2007**

(30) **Foreign Application Priority Data**

Oct. 25, 2006 (EP) ..... 000 611 512

(51) **LOC (8) Cl.** ..... **07-01**

(52) **U.S. Cl.** ..... **D7/570; D7/584; D7/587**

(58) **Field of Classification Search** ..... D7/550.1,  
D7/554.1, 566, 570, 584-588; 220/574,  
220/575

See application file for complete search history.

(56) **References Cited**

**U.S. PATENT DOCUMENTS**

D82,887 S \* 12/1930 Heisey ..... D7/570  
1,960,407 A \* 5/1934 Bothe ..... 220/574  
2,050,206 A \* 8/1936 Chaplin ..... 220/574

D380,938 S \* 7/1997 Indekeu ..... D7/554.3  
D472,430 S \* 4/2003 Scherer ..... D7/570  
D478,780 S \* 8/2003 Lugo et al. .... D7/584  
D513,933 S \* 1/2006 Glander et al. .... D7/554.1

\* cited by examiner

*Primary Examiner*—Charles A. Rademaker

*Assistant Examiner*—Anna J Burmeister

(74) *Attorney, Agent, or Firm*—Friedrich Kueffner

(57) **CLAIM**

The ornamental design for a bowl, as shown and described.

**DESCRIPTION**

FIG. 1 is a top plan view of a bowl, showing my new design;

FIG. 2 is a bottom plan view thereof;

FIG. 3 is top, front elevational view thereof;

FIG. 4 is a front elevational view thereof;

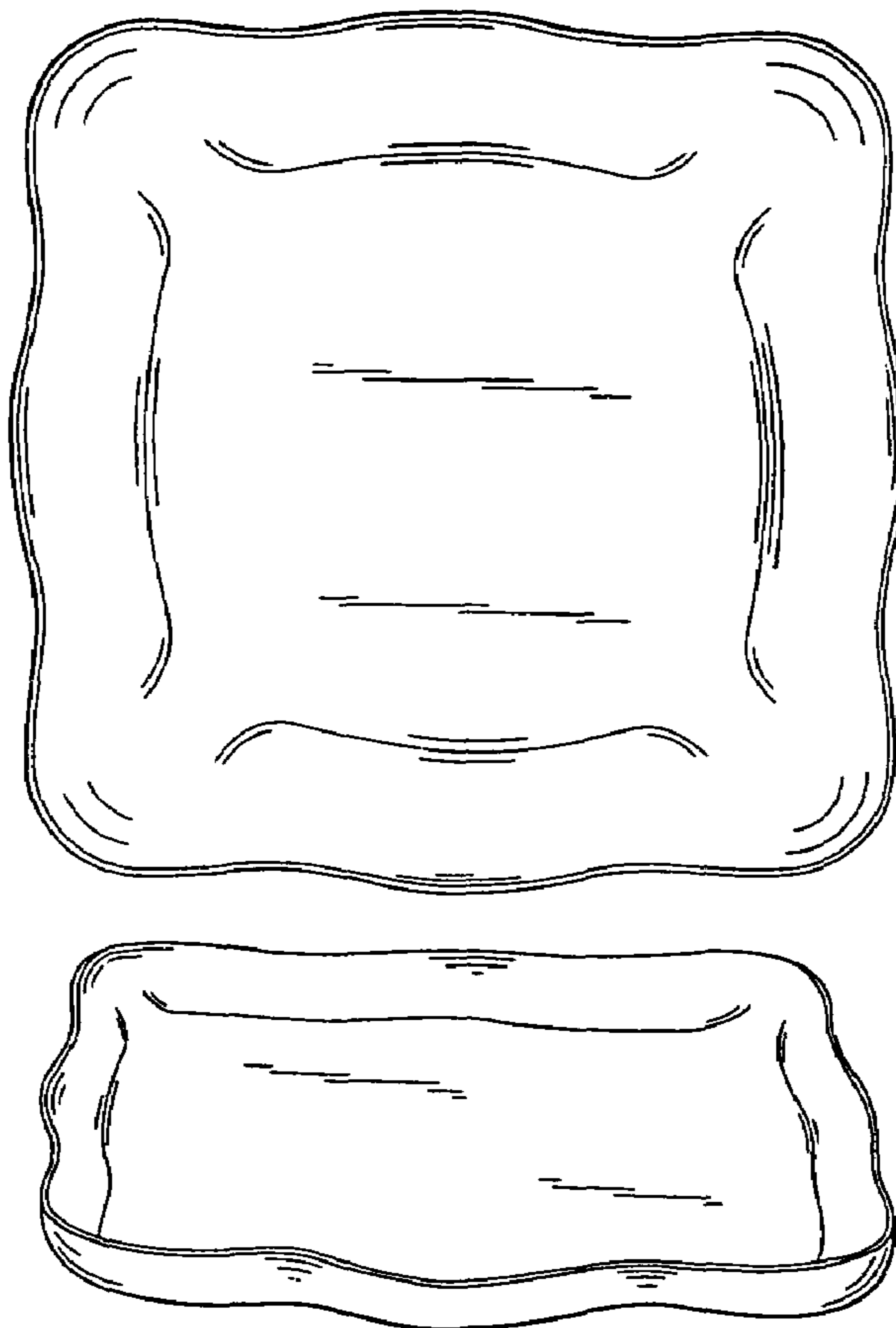
FIG. 5 is a rear elevational view thereof;

FIG. 6 is a right side elevational view thereof; and,

FIG. 7 is a left side elevational view thereof.

The broken lines shown in the drawings are for illustrative purposes only and form no part of the claimed design.

**1 Claim, 2 Drawing Sheets**



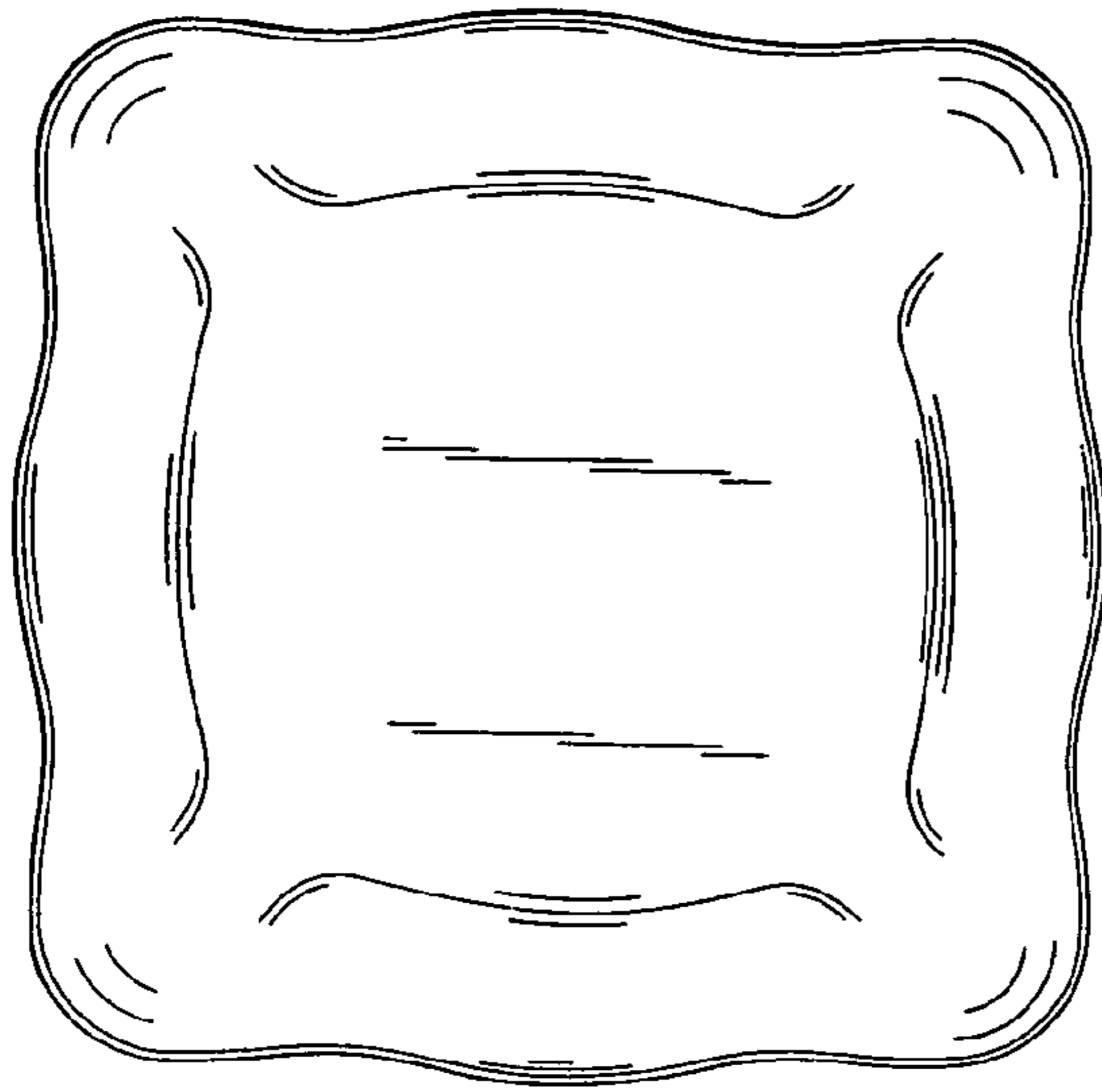


FIG. 1

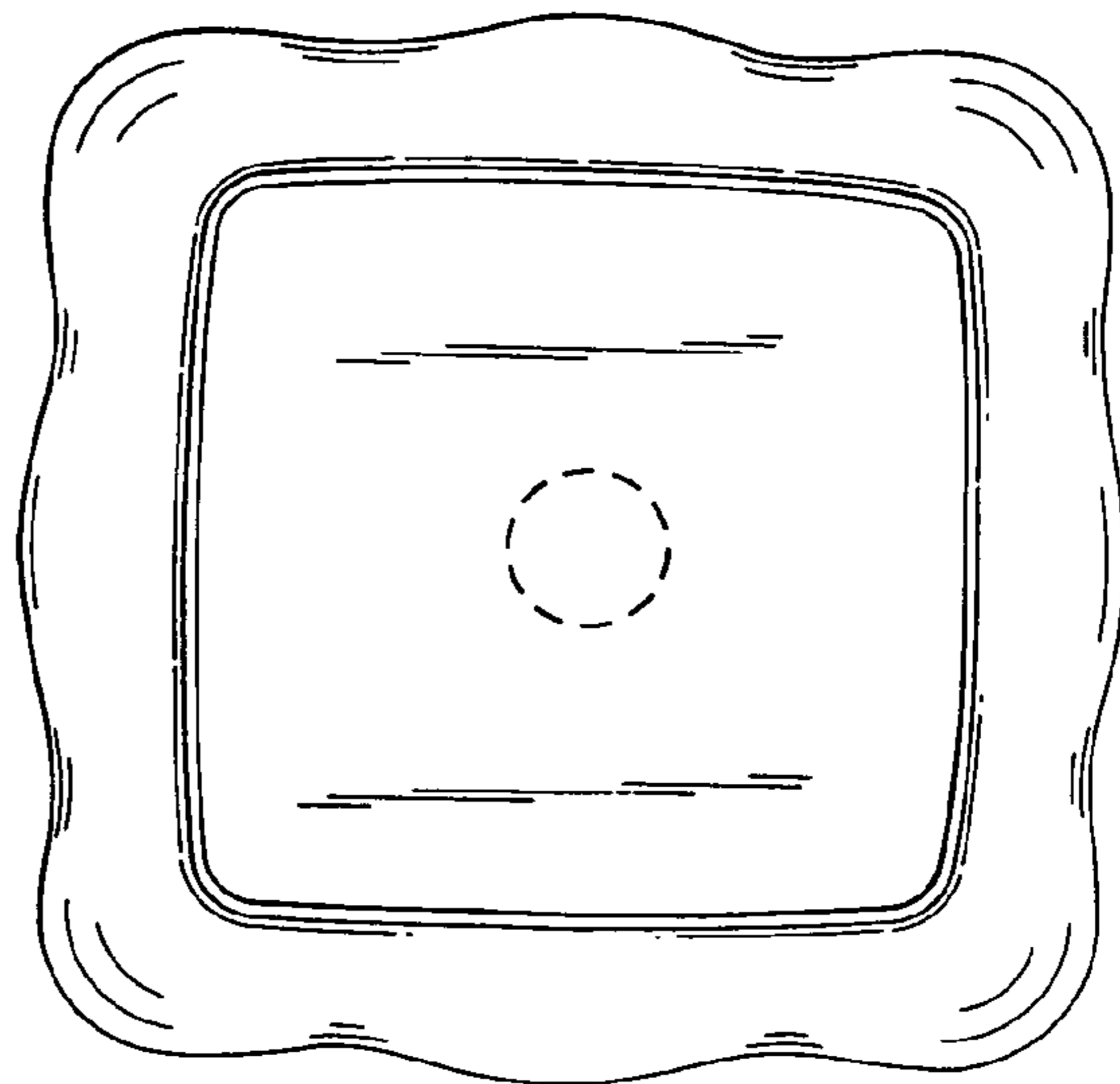


FIG. 2

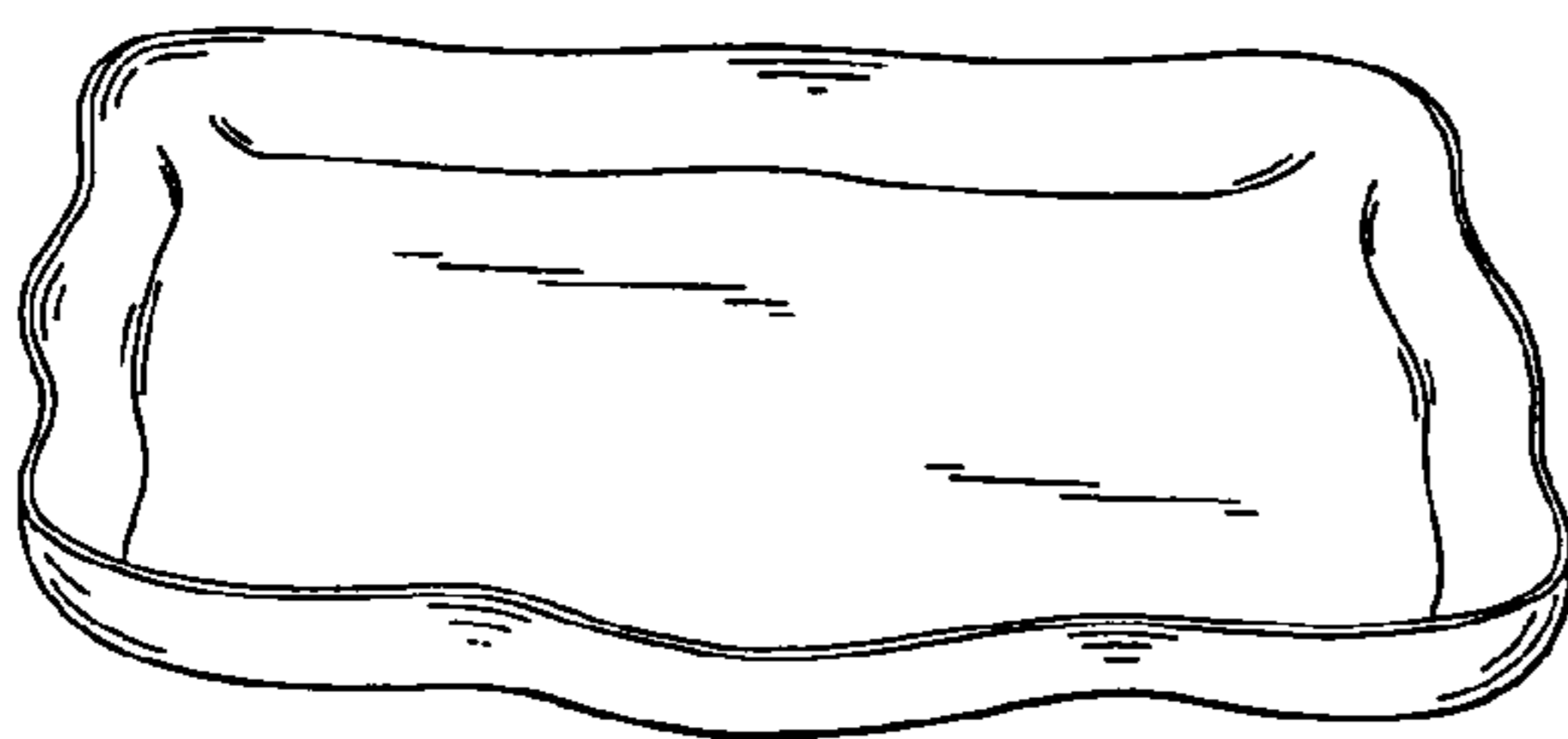


FIG. 3

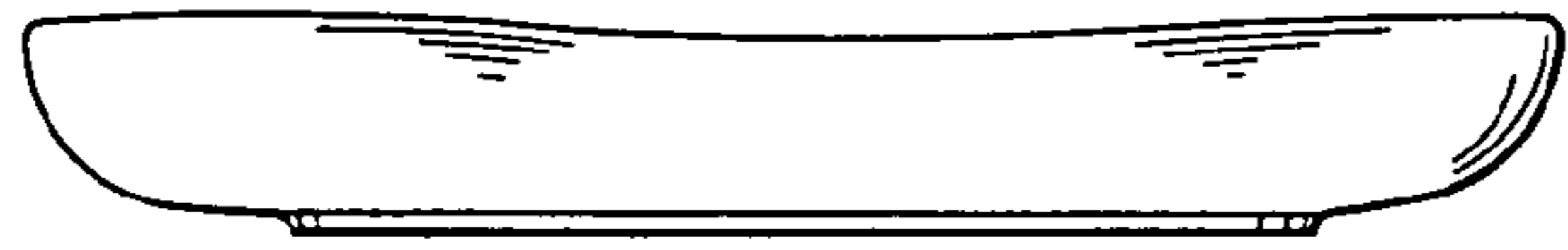


FIG.4




FIG.5




FIG.6

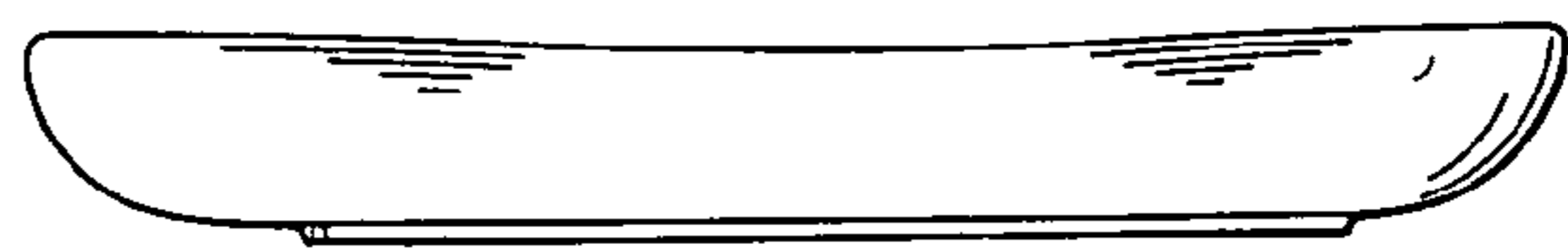


FIG.7