



US00D575583S

(12) **United States Design Patent**  
**Morgan**

(10) **Patent No.:** **US D575,583 S**

(45) **Date of Patent:** **\*\* Aug. 26, 2008**

(54) **DRINK BOTTLE WITH REVOLVING DOOR**

(75) Inventor: **Linda S. Morgan**, Oakmont, PA (US)

(73) Assignee: **Leedsworld, Inc.**, New Kingston, PA (US)

(\*\*) Term: **14 Years**

(21) Appl. No.: **29/275,036**

(22) Filed: **Dec. 11, 2006**

(51) **LOC (8) Cl.** ..... **07-01**

(52) **U.S. Cl.** ..... **D7/510; D7/509; D7/608**

(58) **Field of Classification Search** ..... D7/392.1,  
D7/500, 509-511, 523, 533-536, 538, 608;  
215/200, DIG. 7, 6; 220/592.16, 592.17,  
220/703, 710.5, 711; D9/767, 773, 774,  
D9/776, 7, 600, 738, 743, 752, 702, 711,  
D9/744, 719, 540

See application file for complete search history.

(56) **References Cited**

**U.S. PATENT DOCUMENTS**

D100,412 S *	7/1936	Carp	.....	D9/744
D259,921 S *	7/1981	Hartmann	.....	D9/529
D284,941 S *	8/1986	Porteous	.....	D9/540
5,052,567 A *	10/1991	Colani	.....	215/384
5,065,875 A *	11/1991	Balavich	.....	215/10
D325,341 S *	4/1992	Balavich	.....	D9/744
D347,363 S *	5/1994	van de Velde	.....	D7/608
D381,575 S *	7/1997	Mahlmann	.....	D9/691
D413,067 S *	8/1999	Haley	.....	D9/539
D431,969 S *	10/2000	Hurlbut	.....	D7/608
D433,337 S *	11/2000	Cautereels	.....	D9/539
D447,695 S *	9/2001	Lloyd	.....	D9/529
D471,764 S *	3/2003	Janky	.....	D7/510
D477,183 S *	7/2003	Janky	.....	D7/509
D480,312 S *	10/2003	Mungur et al.	.....	D9/537
D507,174 S *	7/2005	Katz et al.	.....	D9/738
D530,290 S *	10/2006	Dupuis	.....	D14/125

D548,086 S \* 8/2007 Conway et al. .... D32/29.1

\* cited by examiner

*Primary Examiner*—Philip Hyder

*Assistant Examiner*—Cynthia Underwood

(74) *Attorney, Agent, or Firm*—WolfBlock LLP

(57) **CLAIM**

I claim the ornamental design for a drink bottle with revolving door, as shown and described.

**DESCRIPTION**

FIG. 1 is a perspective view of a drink bottle with revolving door showing my new design;

FIG. 2 is the top view of a drink bottle with revolving door showing my new design;

FIG. 3 is a front view of the drink bottle with revolving door showing my new design;

FIG. 4 is a side view of the drink bottle with revolving door showing my new design;

FIG. 5 is a rear view of the drink bottle with revolving door showing my new design;

FIG. 6 is a bottom view of the drink bottle with revolving door showing my new design;

FIG. 7 is a perspective view of the drink bottle with revolving door in an open position showing my new design;

FIG. 8 is a front view of the drink bottle with revolving door in an open position showing my new design;

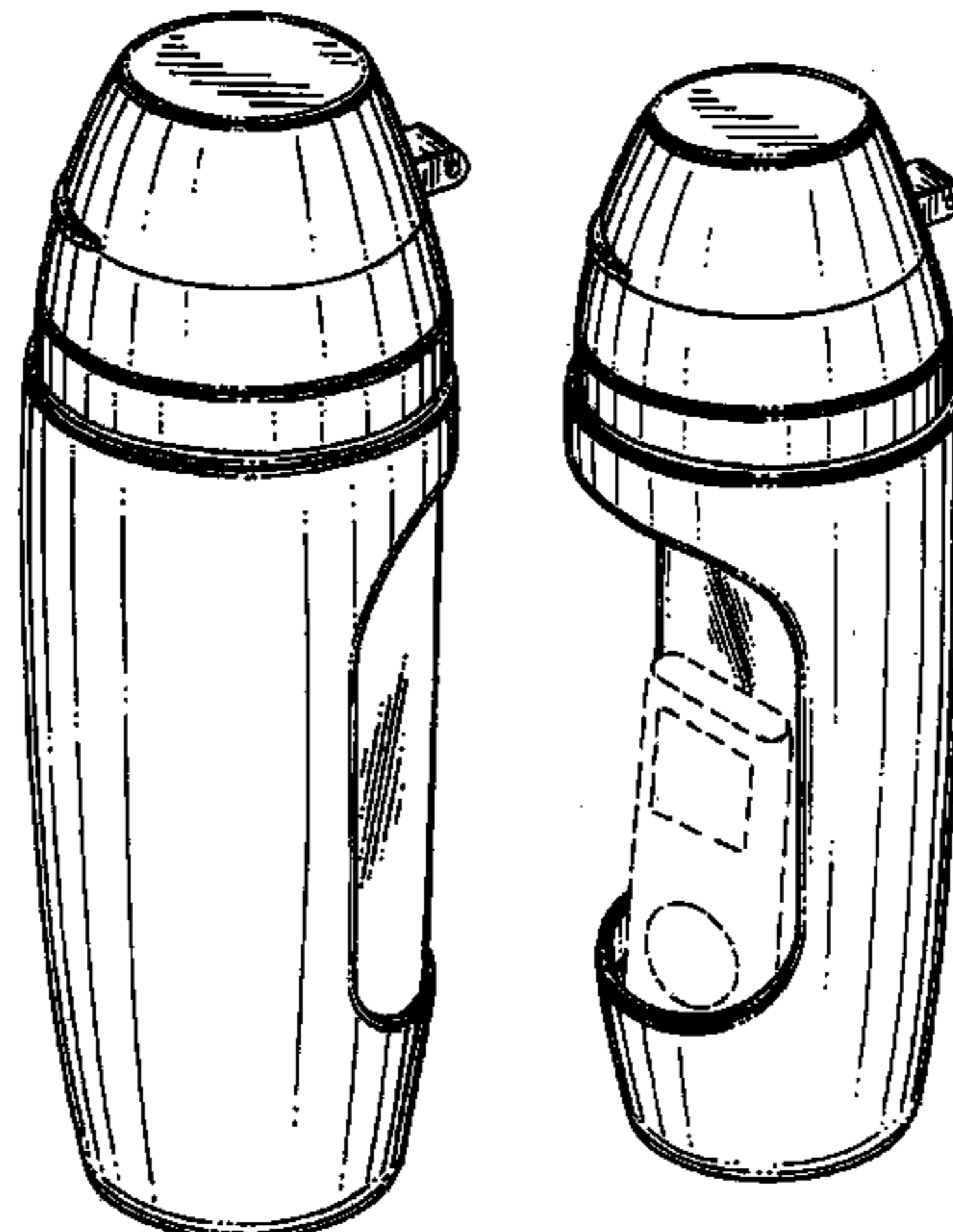
FIG. 9 is a side view of the drink bottle with revolving door in an open position showing my new design;

FIG. 10 is a rear view of the drink bottle with revolving door in an open position showing my new design; and,

FIG. 11 is a bottom view of the drink bottle with revolving door in an open position showing my new design.

The broken lines in the figures are for illustrative purposes only and form no part of the claimed design.

**1 Claim, 10 Drawing Sheets**






FIG. 1

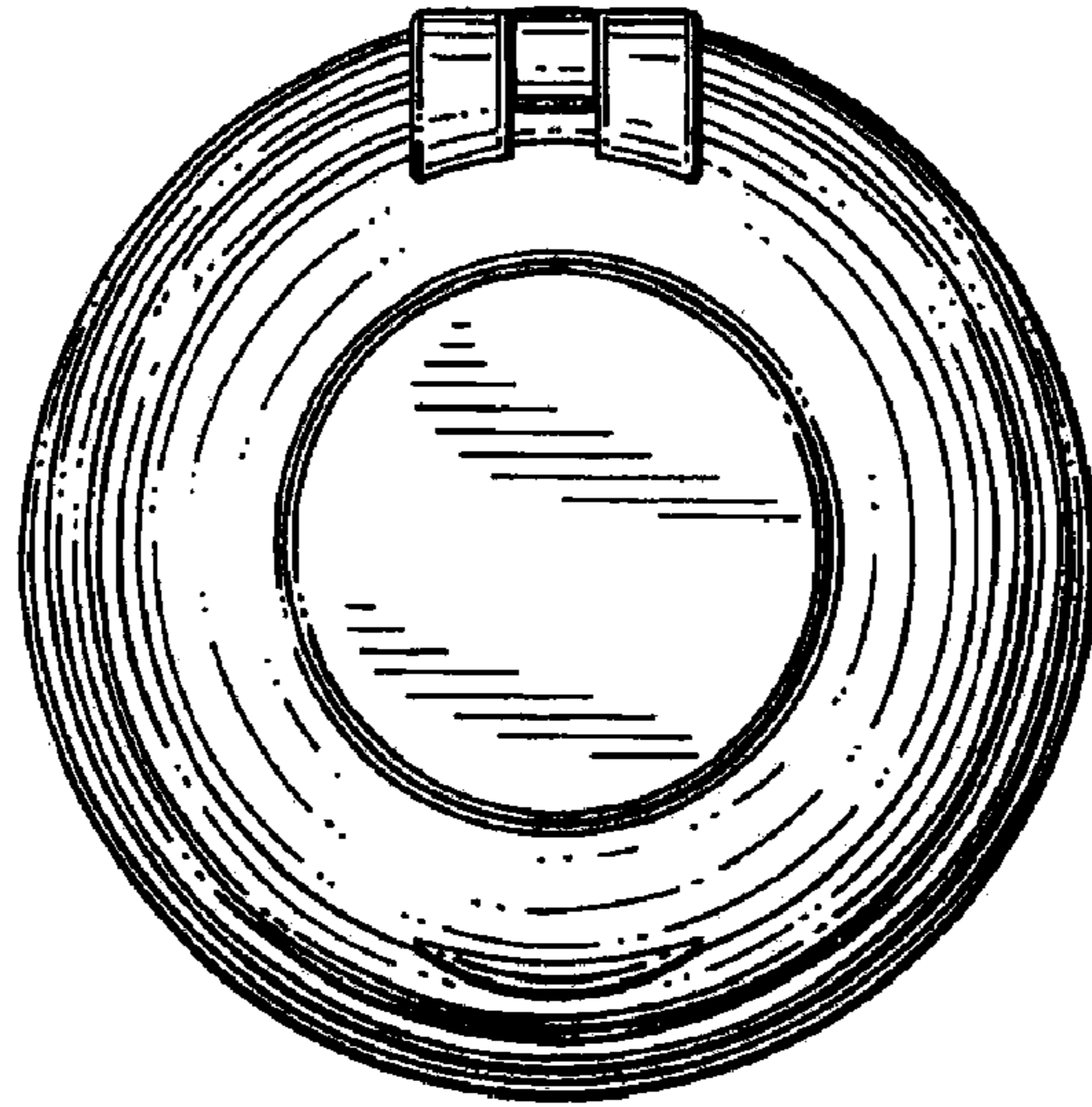


FIG. 2

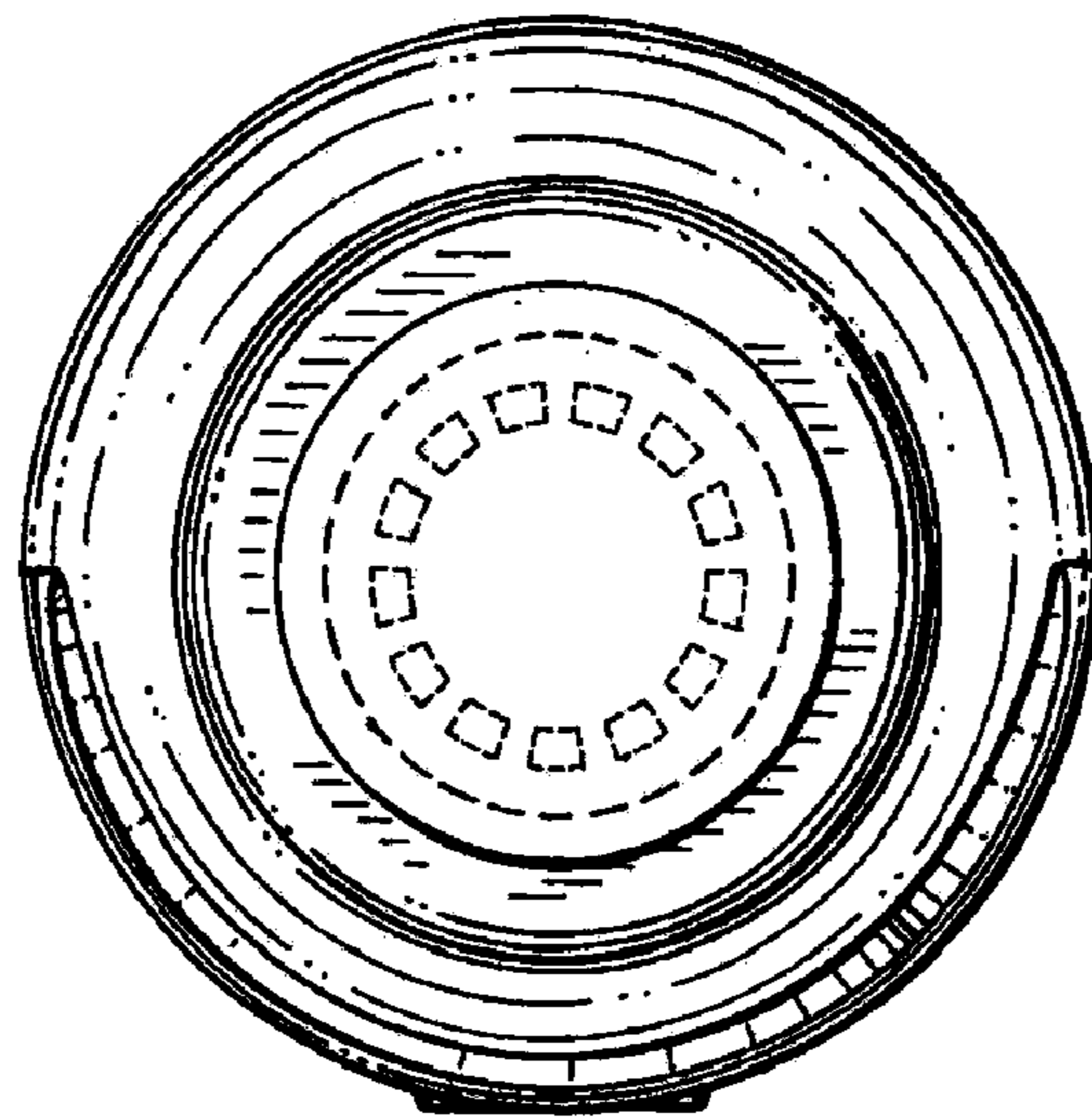


FIG. 6

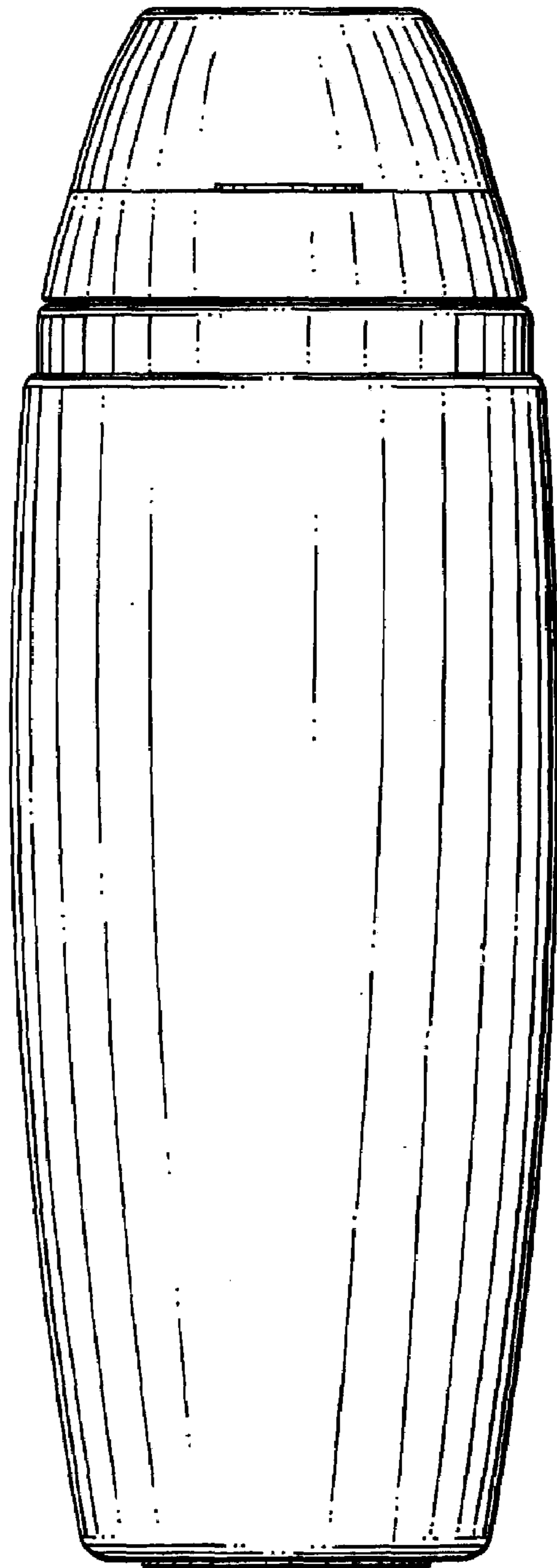


FIG.3




FIG.4



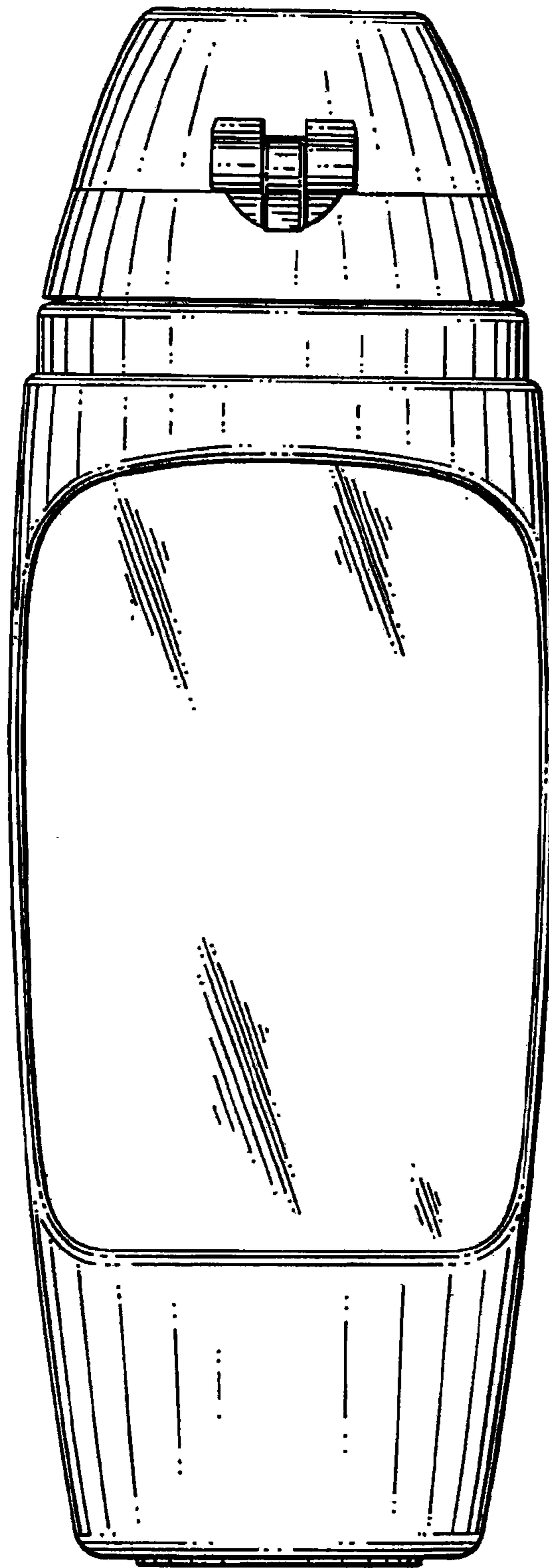


FIG. 5




FIG. 7

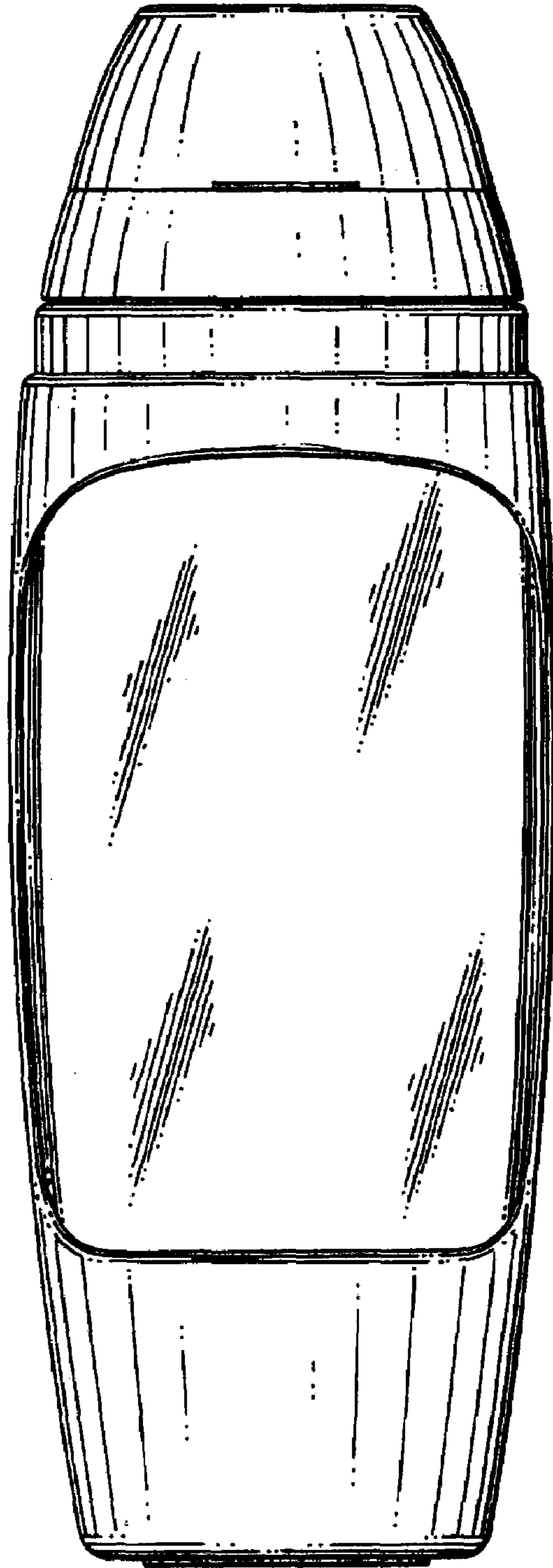


FIG.8





FIG. 9




FIG.10

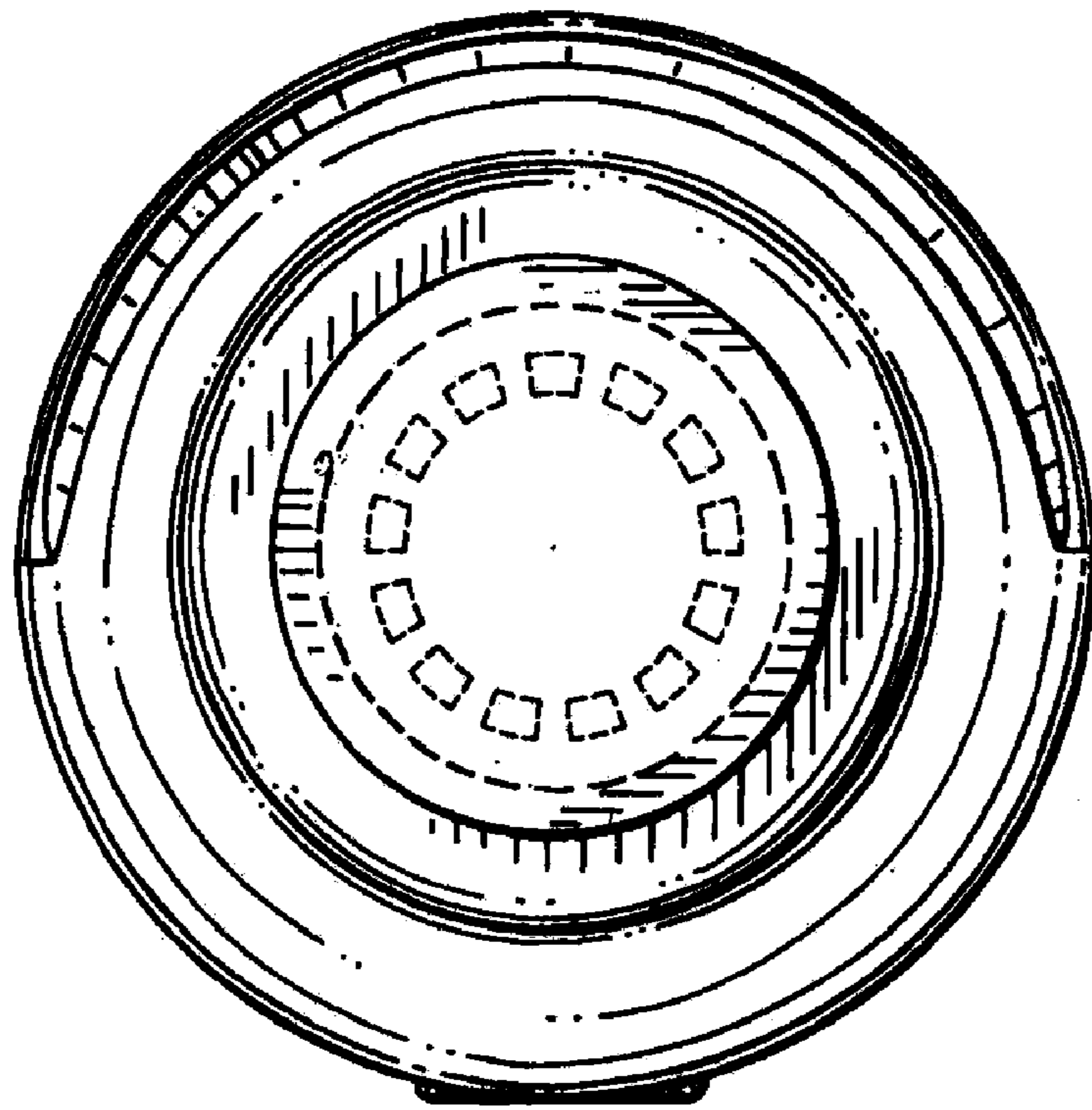


FIG. 11