



US00D575546S

(12) **United States Design Patent**  
**Tsay et al.**

(10) **Patent No.:** **US D575,546 S**  
(45) **Date of Patent:** **\*\* Aug. 26, 2008**

(54) **FOLDING TABLE**

(75) Inventors: **Michael Tsay**, Irvine, CA (US); **James H. Y. Lee**, San Diego, CA (US); **Yasuyuki Hayashi**, Yokohama (JP)

(73) Assignee: **Honda Motor Co., Ltd.**, Tokyo (JP)

(\*\*) Term: **14 Years**

(21) Appl. No.: **29/295,082**

(22) Filed: **Sep. 21, 2007**

(51) **LOC (8) Cl.** ..... **24-03**

(52) **U.S. Cl.** ..... **D6/406.3; D14/457; D6/429**

(58) **Field of Classification Search** ..... D6/406.1, D6/406.6, 406.5, 406.3, 429; D14/457; D19/92; 220/574, 575, 657, 506; 108/43, 42, 50.16, 108/166, 167, 136, 65; D12/133, 425; 312/235.2  
See application file for complete search history.

(56) **References Cited**

**U.S. PATENT DOCUMENTS**

D52,678 S *	11/1918	Scheibe .....	D6/406.5
D162,228 S *	2/1951	Russell .....	D12/425
D380,190 S *	6/1997	Slayter .....	D12/425
D419,521 S *	1/2000	Leschke et al. ....	D12/425
6,050,200 A *	4/2000	Sullins et al. ....	108/43
D427,201 S *	6/2000	Lin .....	D14/457
D437,857 S *	2/2001	Cooper et al. ....	D14/457

D456,416 S *	4/2002	Tonizzo .....	D14/457
D499,574 S *	12/2004	Spicer .....	D6/406.3
D510,359 S *	10/2005	Gillis .....	D14/457
D512,245 S *	12/2005	Bean et al. ....	D6/406.3

\* cited by examiner

*Primary Examiner*—Charles A Rademaker

(74) *Attorney, Agent, or Firm*—Plumsea Law Group, LLC; Mark E. Duell

(57) **CLAIM**

The ornamental design for a folding table, as shown and described.

**DESCRIPTION**

FIG. 1 is a front perspective view of a folding table in a retracted position showing our new design:

FIG. 2 is another perspective view thereof showing the design in an extended position;

FIG. 3 is a top plan view thereof showing the design in a retracted position;

FIG. 4 is a front elevation thereof;

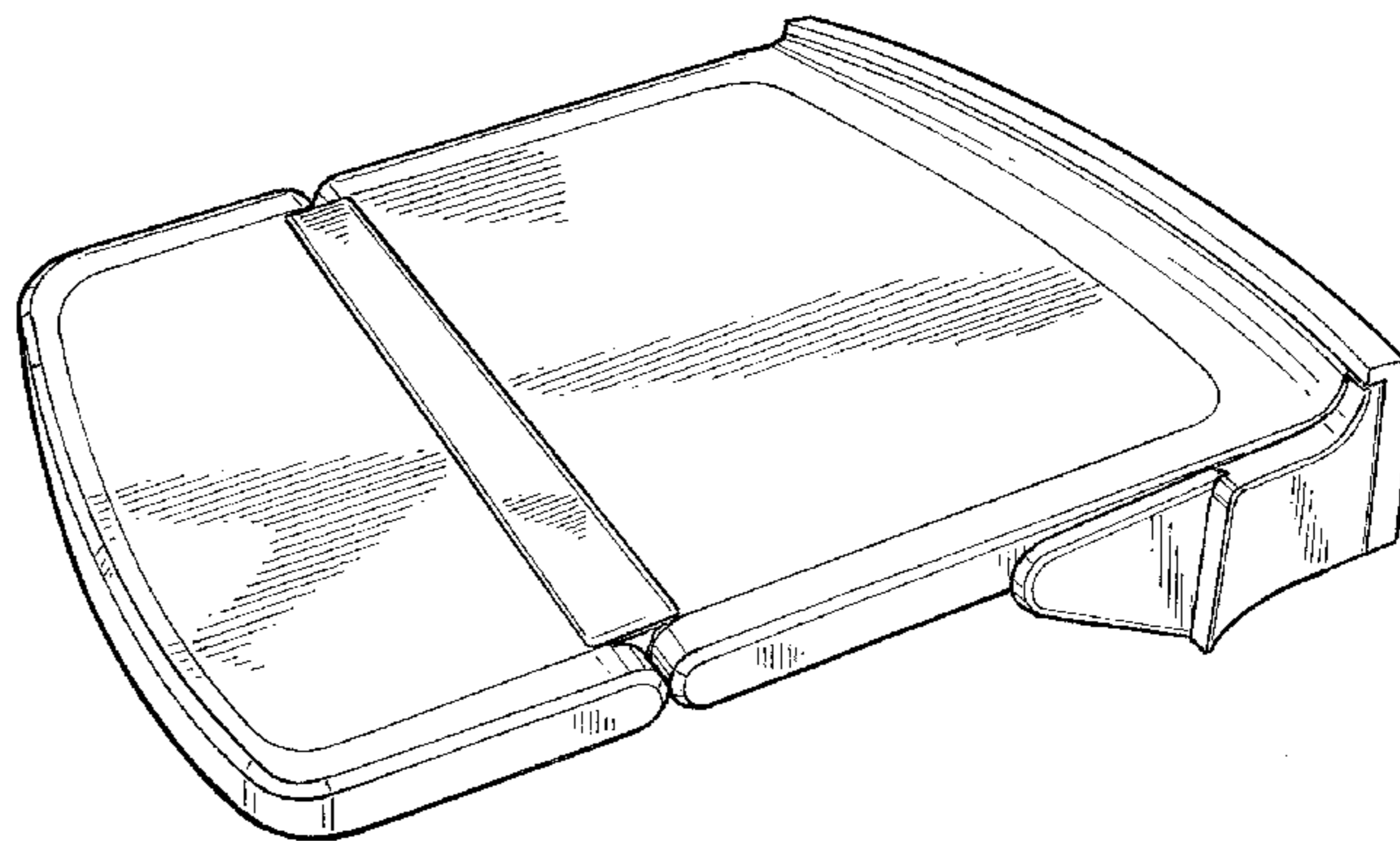

FIG. 5 is a left side elevation thereof;

FIG. 6 is a top plan view thereof in an extended position;

FIG. 7 is a front elevation thereof; and,

FIG. 8 is a left side elevation thereof in an extended position.

**1 Claim, 3 Drawing Sheets**






FIG. 1

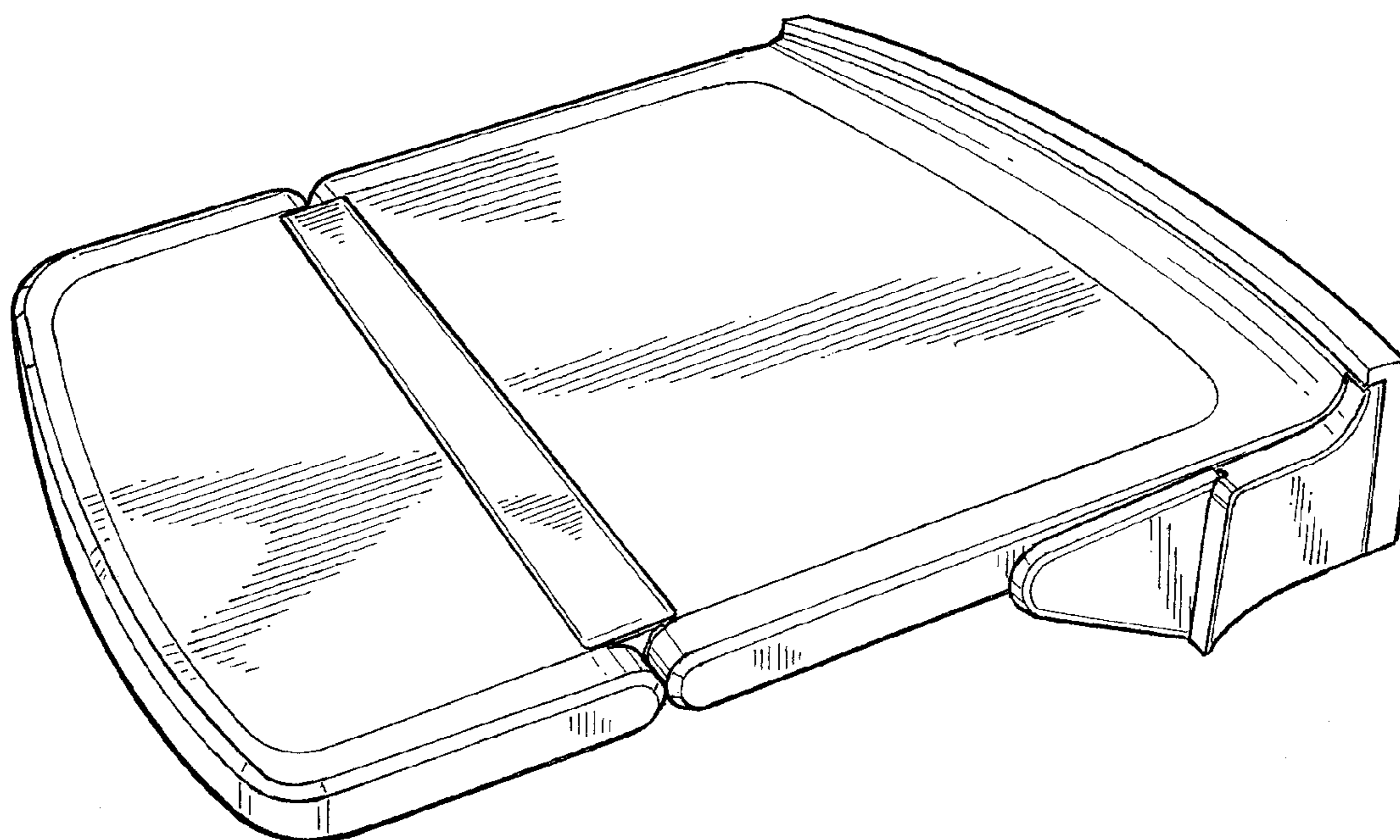


FIG. 2

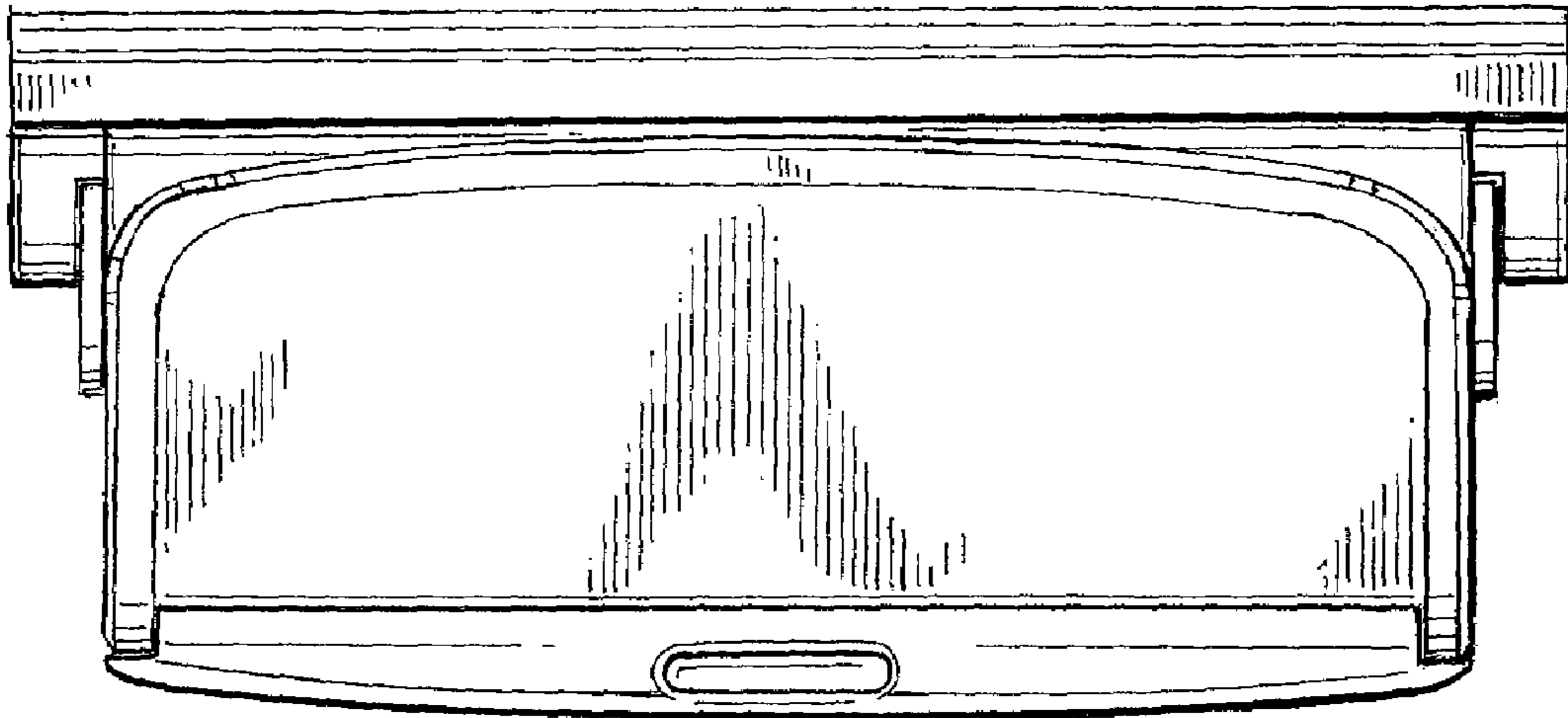


FIG. 3




FIG. 4

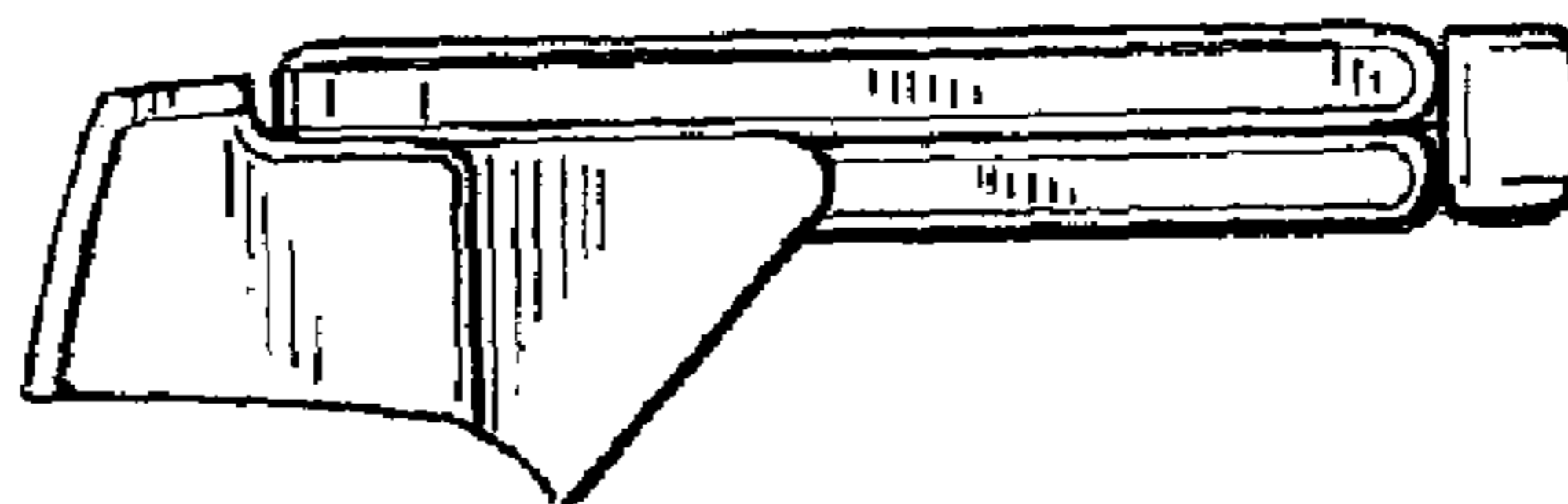


FIG. 5




FIG. 6

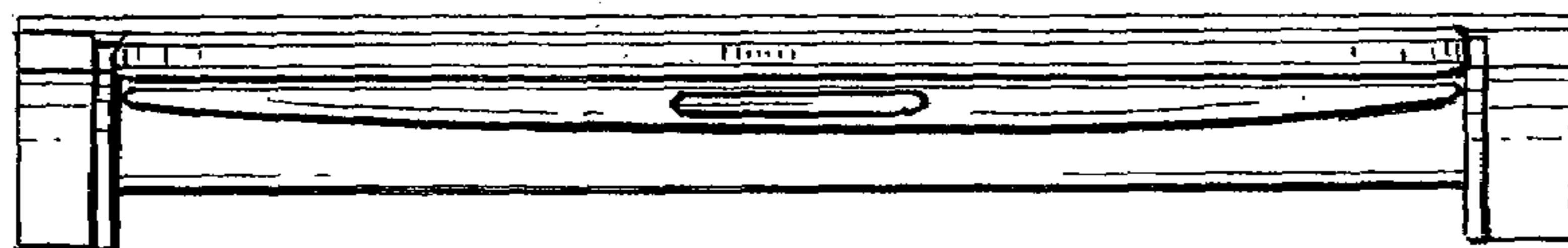


FIG. 7

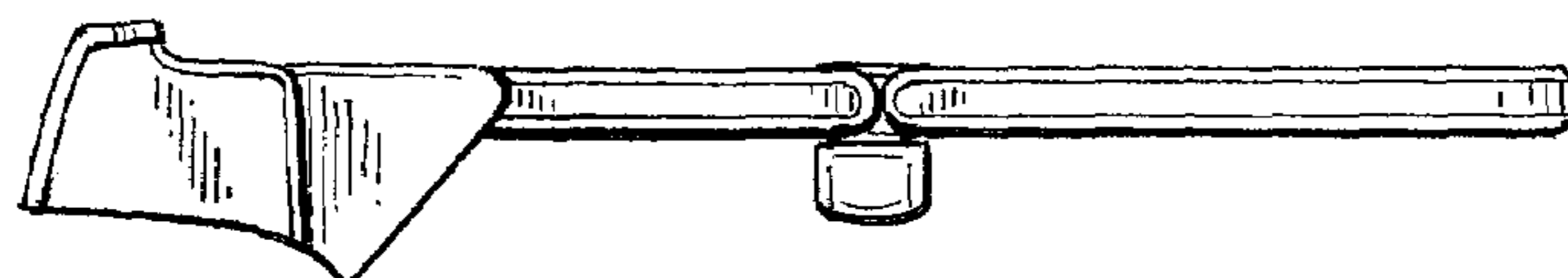


FIG. 8