



US00D575537S

(12) **United States Design Patent**  
**Petrucelli**

(10) **Patent No.:** **US D575,537 S**

(45) **Date of Patent:** **\*\* Aug. 26, 2008**

(54) **SALON CHAIR WITH DUAL TUBULAR SIDE ARMS**

(75) Inventor: **Giulio Petrucelli**, Flushing, NY (US)

(73) Assignee: **P.S. Pibbs, Inc.**, Flushing, NY (US)

(\*\*) Term: **14 Years**

(21) Appl. No.: **29/289,808**

(22) Filed: **Aug. 2, 2007**

(51) **LOC (8) Cl.** ..... **06-01**

(52) **U.S. Cl.** ..... **D6/334**

(58) **Field of Classification Search** ..... D6/334,  
D6/335, 341, 353, 360, 364, 367, 369, 371,  
D6/376, 377, 379-381, 500-502; 297/445.1,  
297/446.1; 5/12.1

See application file for complete search history.

(56) **References Cited**

**U.S. PATENT DOCUMENTS**

|              |         |              |       |        |
|--------------|---------|--------------|-------|--------|
| D142,239 S * | 8/1945  | Jones        | ..... | D6/366 |
| D174,472 S * | 4/1955  | Roth         | ..... | D6/374 |
| D182,174 S * | 2/1958  | Galman       | ..... | D6/379 |
| D215,429 S * | 9/1969  | Sickler      | ..... | D6/360 |
| D275,242 S * | 8/1984  | Stephens     | ..... | D6/360 |
| D276,768 S * | 12/1984 | Enthoven     | ..... | D6/379 |
| D289,469 S * | 4/1987  | Tonon        | ..... | D6/379 |
| D309,382 S * | 7/1990  | Buhk         | ..... | D6/360 |
| D333,739 S * | 3/1993  | Yeh          | ..... | D6/380 |
| D367,565 S * | 3/1996  | Yeh          | ..... | D6/380 |
| D395,764 S * | 7/1998  | Dozsa-Farkas | ..... | D6/372 |
| D457,006 S * | 5/2002  | Ooyama       | ..... | D6/360 |
| D489,911 S * | 5/2004  | Muller       | ..... | D6/360 |

|              |        |                |       |        |
|--------------|--------|----------------|-------|--------|
| D502,330 S * | 3/2005 | Petrucelli     | ..... | D6/367 |
| D526,146 S * | 8/2006 | Kita           | ..... | D6/500 |
| D527,931 S * | 9/2006 | Kita           | ..... | D6/500 |
| D558,480 S * | 1/2008 | Olano Jauregui | ..... | D6/379 |

\* cited by examiner

*Primary Examiner*—Sandra Snapp

(74) *Attorney, Agent, or Firm*—Anthony J. Casella; Gerald E. Hespos

(57) **CLAIM**

The ornamental design for a salon chair with dual tubular side arms, as shown and described.

**DESCRIPTION**

FIG. 1 is a perspective view of a salon chair with dual tubular side arms showing my new design;

FIG. 2 is a front elevational view of the salon chair with dual tubular side arms of FIG. 1;

FIG. 3 is a top plan view of the salon chair with dual tubular side arms of FIG. 1;

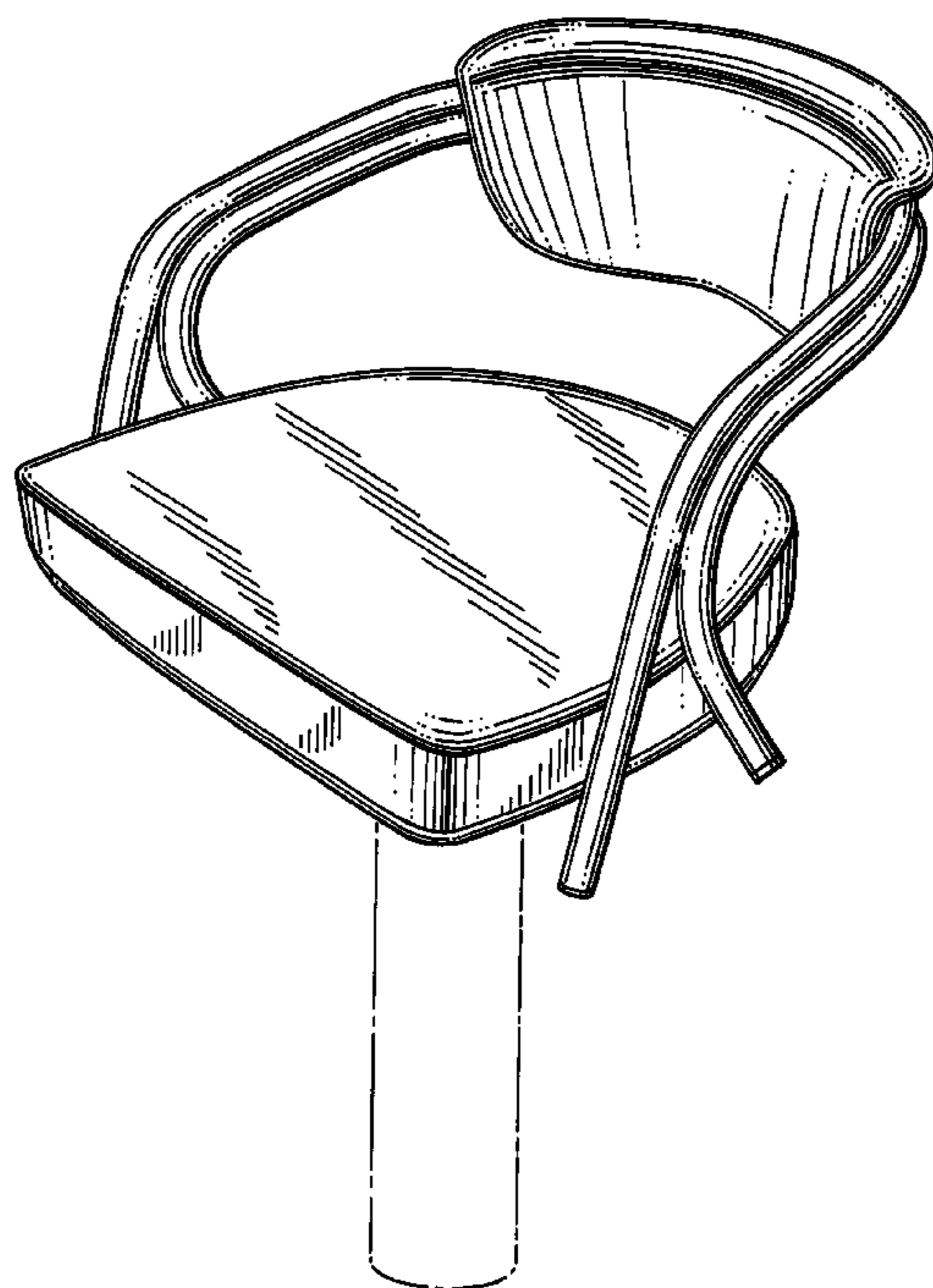
FIG. 4 is a left side elevational view of the salon chair with dual tubular side arms of FIG. 1, the opposite side being identical;

FIG. 5 is a back elevational view of the salon chair with dual tubular side arms of FIG. 1; and,

FIG. 6 is a bottom plan view of the salon chair with dual tubular side arms of FIG. 1.

The broken line showing the leg support in FIG. 1 is for illustrative purposes only and forms no part of the claimed design.

**1 Claim, 6 Drawing Sheets**



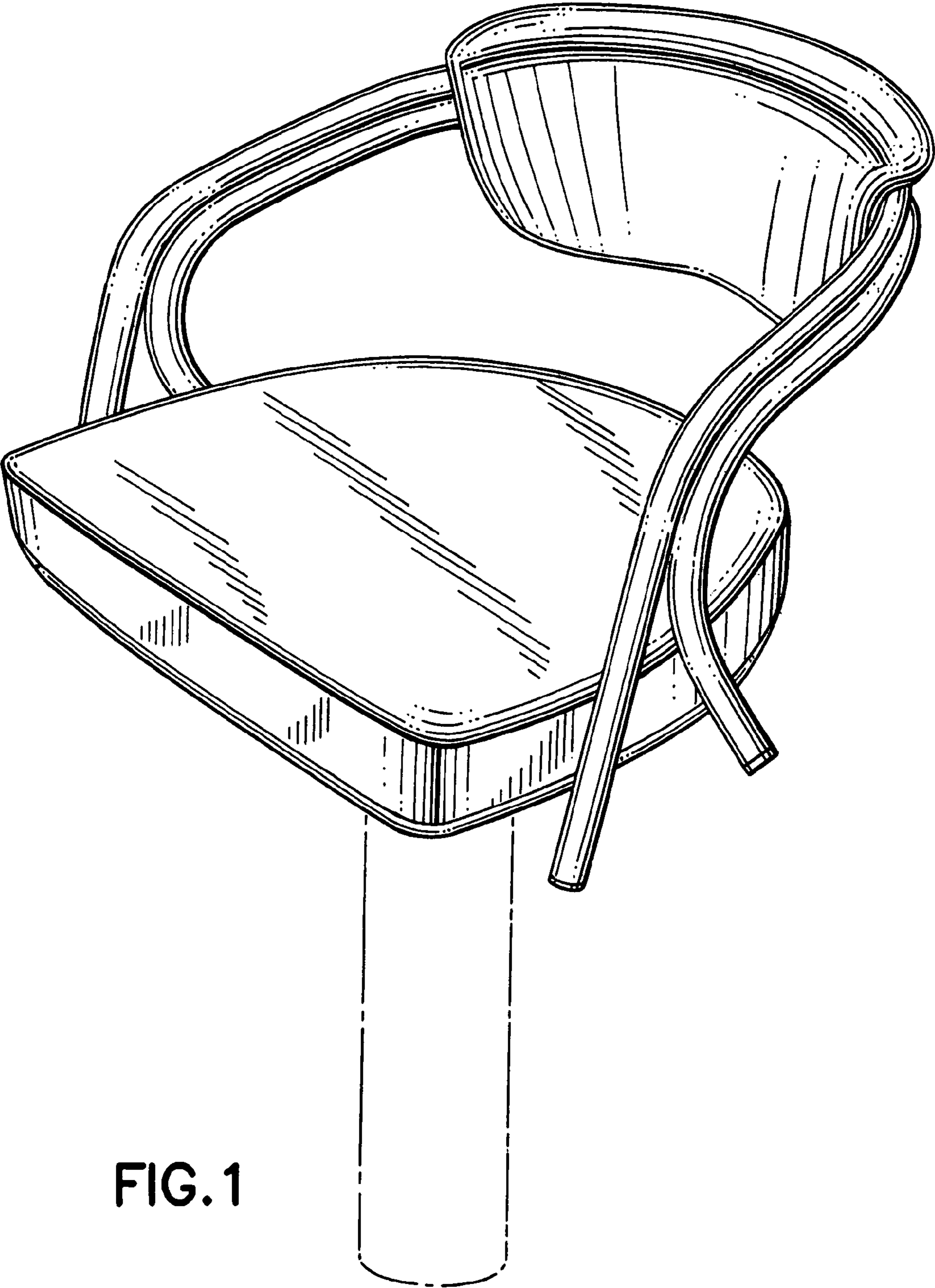


FIG. 1

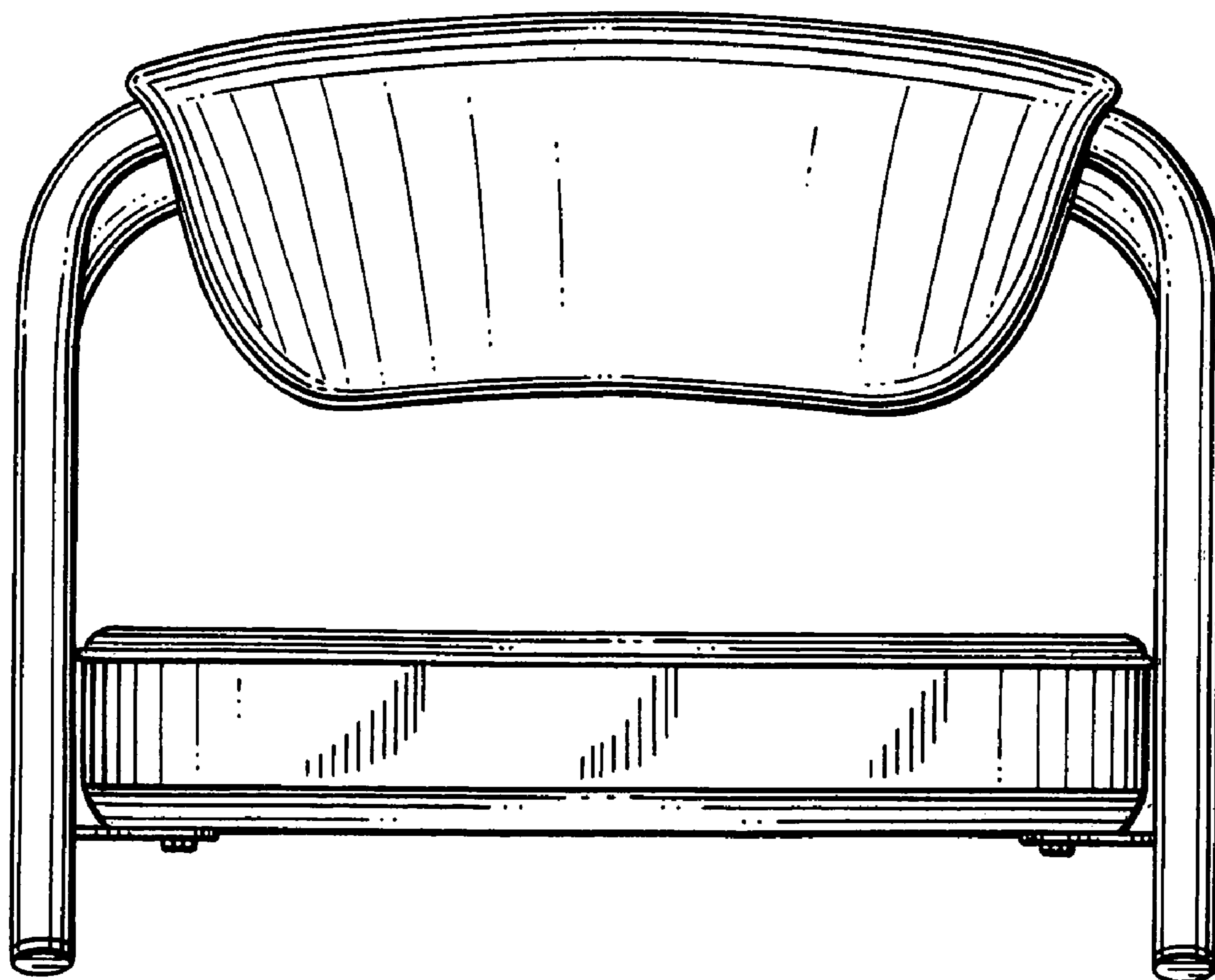


FIG. 2

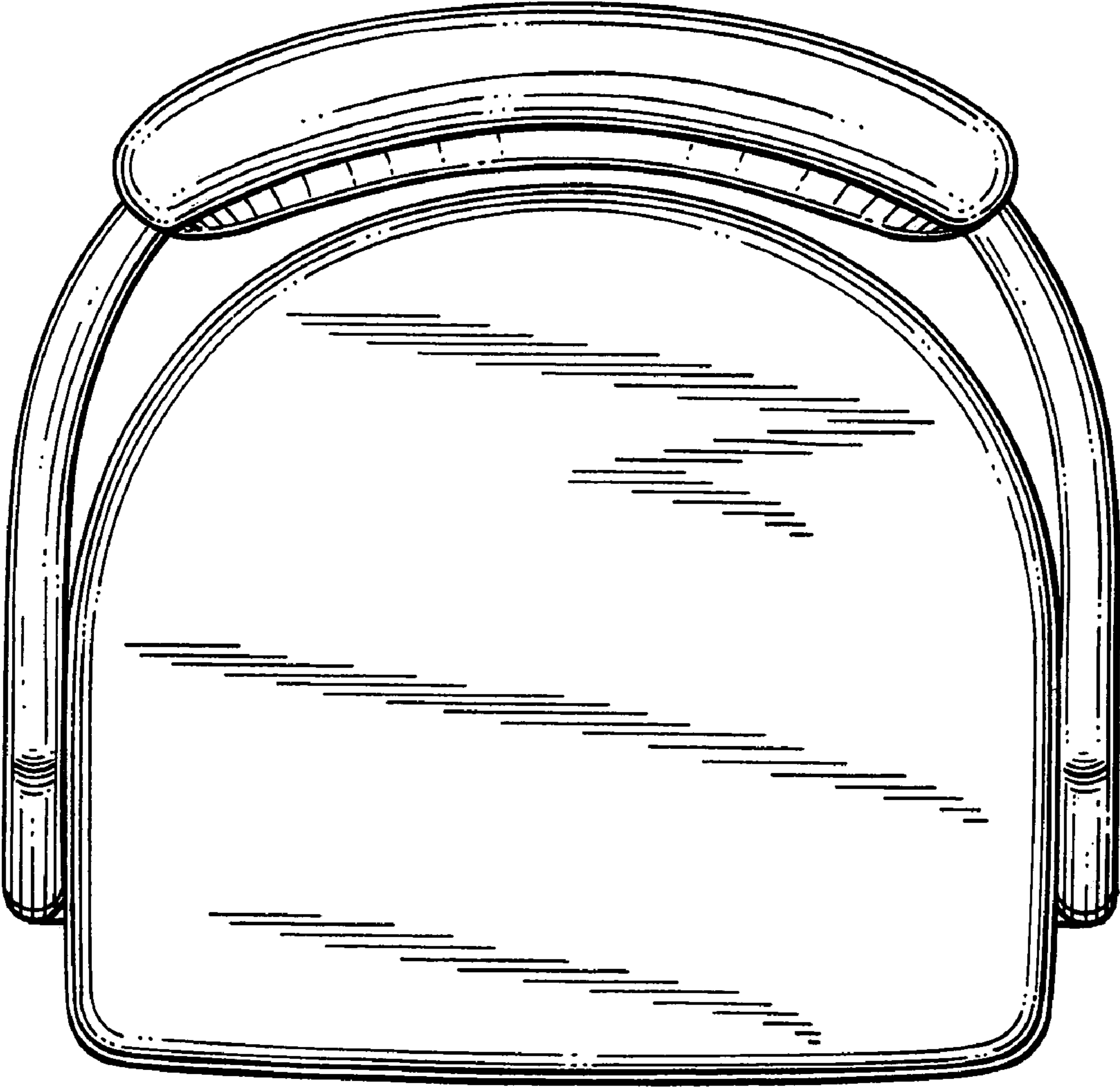


FIG.3

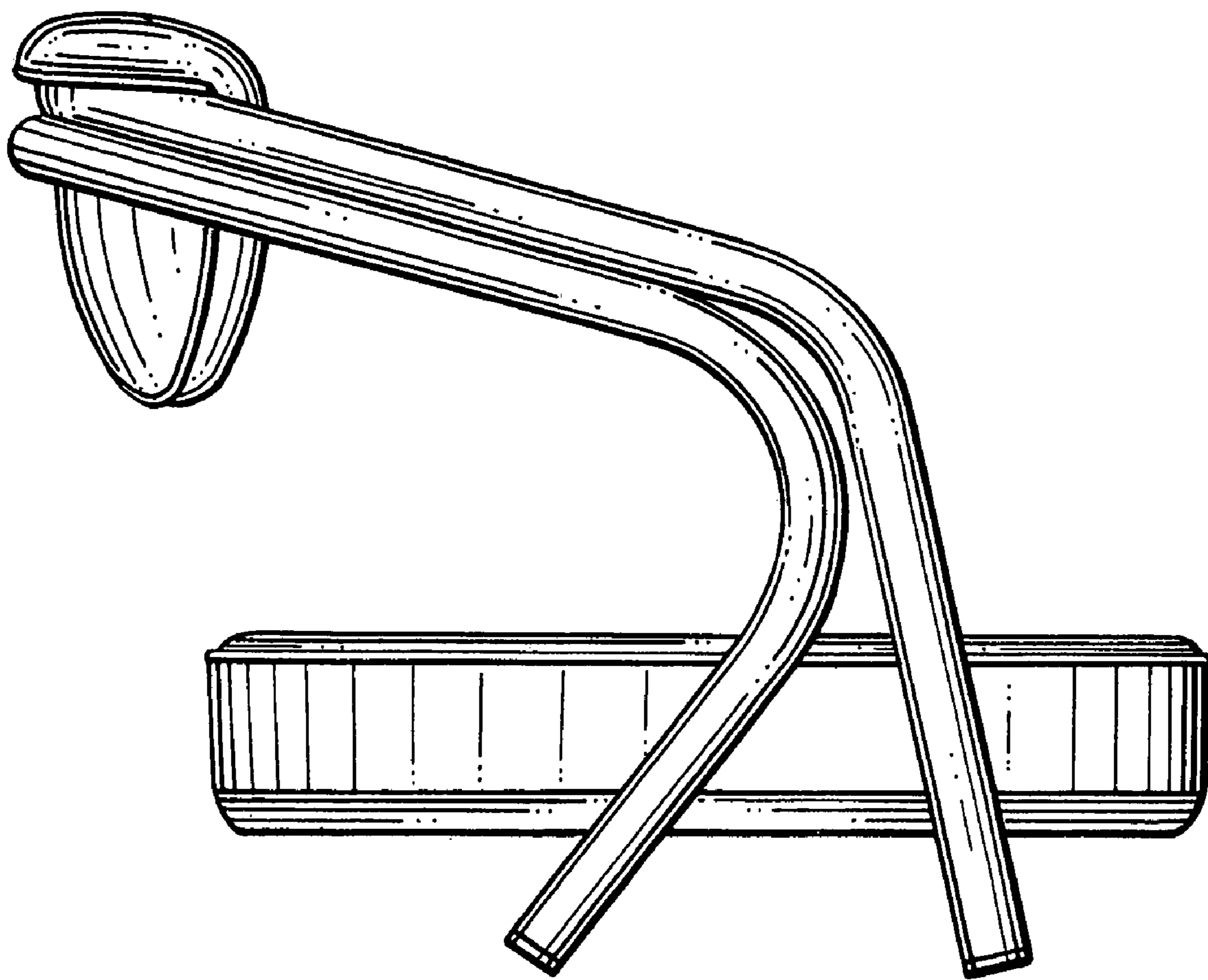


FIG. 4

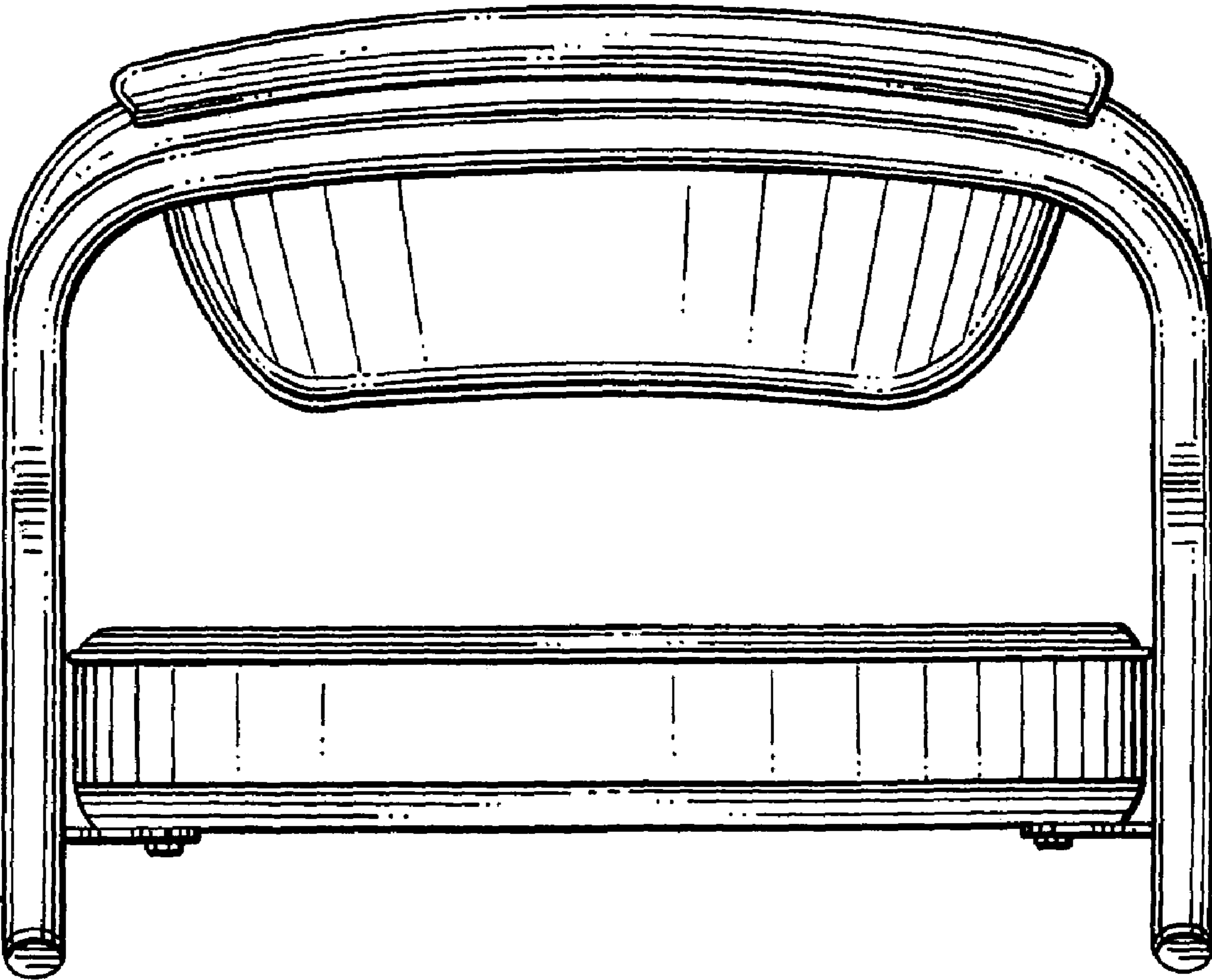


FIG. 5

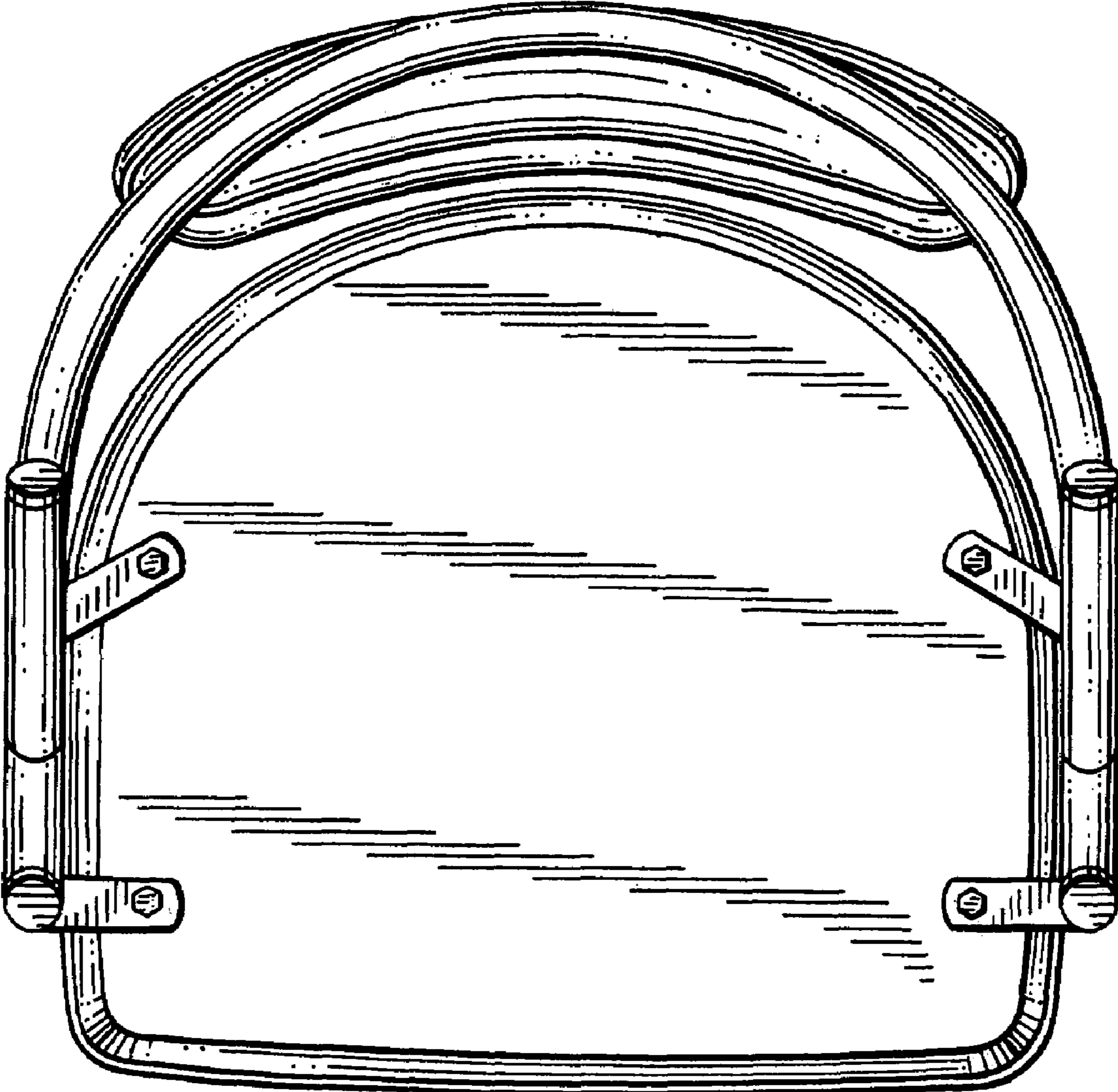


FIG.6