



US00D575523S

(12) **United States Design Patent**
Libman et al.

(10) **Patent No.:** **US D575,523 S**

(45) **Date of Patent:** **** Aug. 26, 2008**

(54) **PORTION OF A BRUSH**

(75) Inventors: **Robert J. Libman**, Arcola, IL (US);
Enzo Berti, Pianiga (IT)

(73) Assignee: **The Libman Company**, Arcola, IL (US)

(**) Term: **14 Years**

(21) Appl. No.: **29/304,211**

(22) Filed: **Feb. 27, 2008**

(51) **LOC (8) Cl.** **04-01**

(52) **U.S. Cl.** **D4/138; D4/132**

(58) **Field of Classification Search** D4/127,
D4/132-134, 136, 138; D7/393, 395, 401.2;
D8/107, 300, 303, DIG. 7, DIG. 8; D28/63;
D32/51; 15/143.1, 159.1, 160, 186-188;
16/421, 430, 431, DIG. 12, DIG. 18, DIG. 19;
81/177.1, 489, 492

See application file for complete search history.

(56) **References Cited**

U.S. PATENT DOCUMENTS

| | | | | |
|---------------|--------|-------------|-------|----------|
| D371,002 S * | 6/1996 | Berti | | D4/138 |
| D427,871 S * | 7/2000 | Price | | D8/62 |
| 6,116,122 A * | 9/2000 | Lien-Sheng | | 81/177.1 |
| D446,899 S * | 8/2001 | Vong et al. | | D34/27 |
| D492,119 S * | 6/2004 | Hay | | D4/127 |
| D492,120 S * | 6/2004 | Hay et al. | | D4/132 |
| D501,323 S * | 2/2005 | Berti | | D4/138 |
| D560,426 S * | 1/2008 | Prakasa | | D7/395 |

OTHER PUBLICATIONS

4333—Sponge Scrubber, Mr. Clean Tools [online]. Butler Home Products LLC © 2003 [retrieved on May 31, 2008] Retrieved from

the Internet: <URL: http://web.archive.org/web/*/http://www.mrcleantools.com>.*

Hong Kong Household Feb. 2005, Dish Washing Brush, Zibo Plastic & Metal Mfg. (Dongguan) Co., Ltd., p. 240.*

* cited by examiner

Primary Examiner—Cathron Brooks

Assistant Examiner—Lavone D Tabor

(74) *Attorney, Agent, or Firm*—Banner & Witcoff, Ltd.

(57) **CLAIM**

The ornamental design for a portion of a brush, as shown and described.

DESCRIPTION

FIG. 1 is a front right perspective view of a portion of a brush showing our new design;

FIG. 2 is a right side view thereof;

FIG. 3 is a front view thereof;

FIG. 4 is a left side view thereof;

FIG. 5 is a rear view thereof;

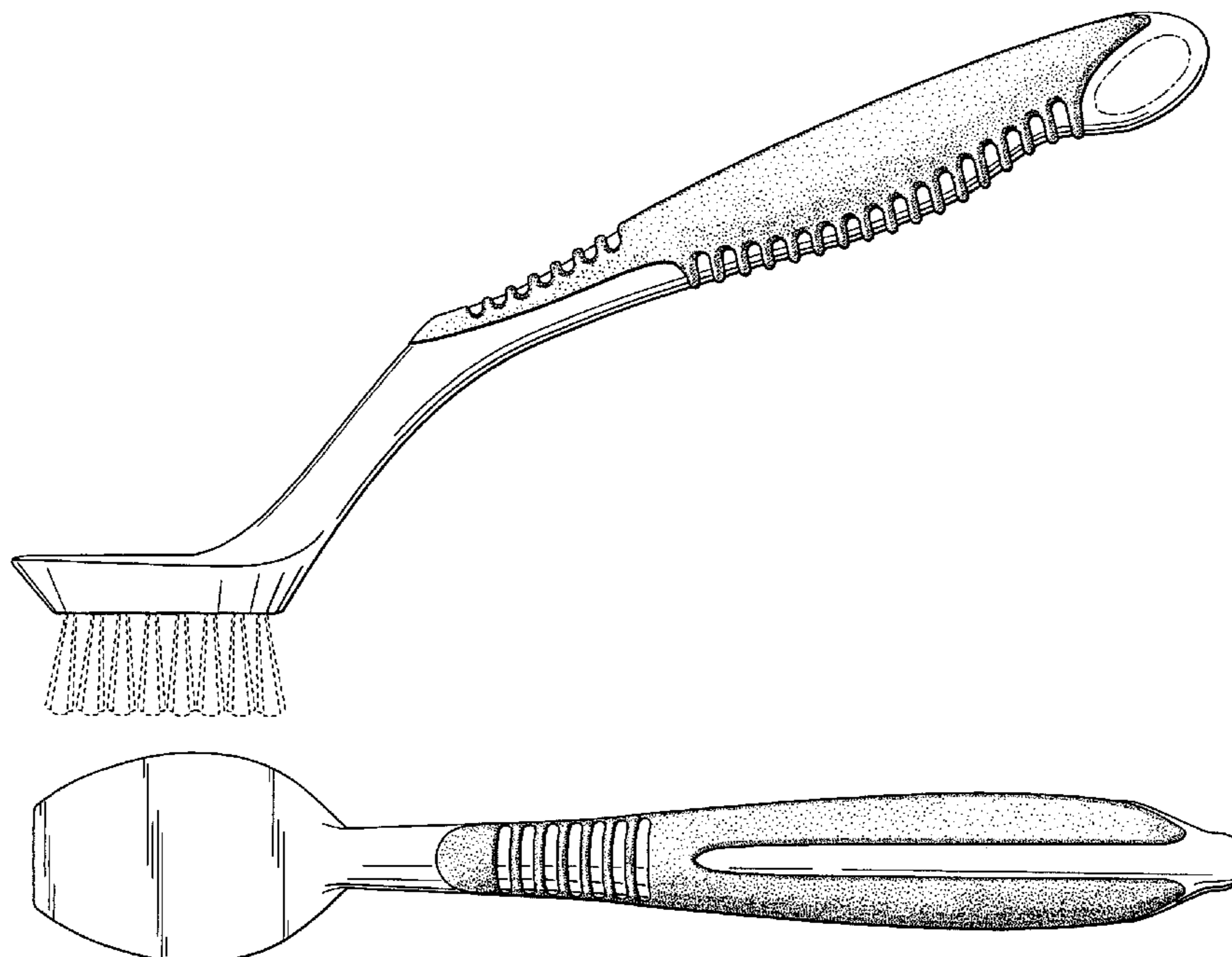
FIG. 6 is a top view thereof;

FIG. 7 is a bottom view thereof; and,

FIG. 8 is a rear right perspective view thereof.

The dash-dot-dash broken lines immediately adjacent to the shaded areas represent unclaimed boundaries of the claimed design. The dotted broken lines are for illustrative purposes only and form no part of the claimed design.

1 Claim, 8 Drawing Sheets



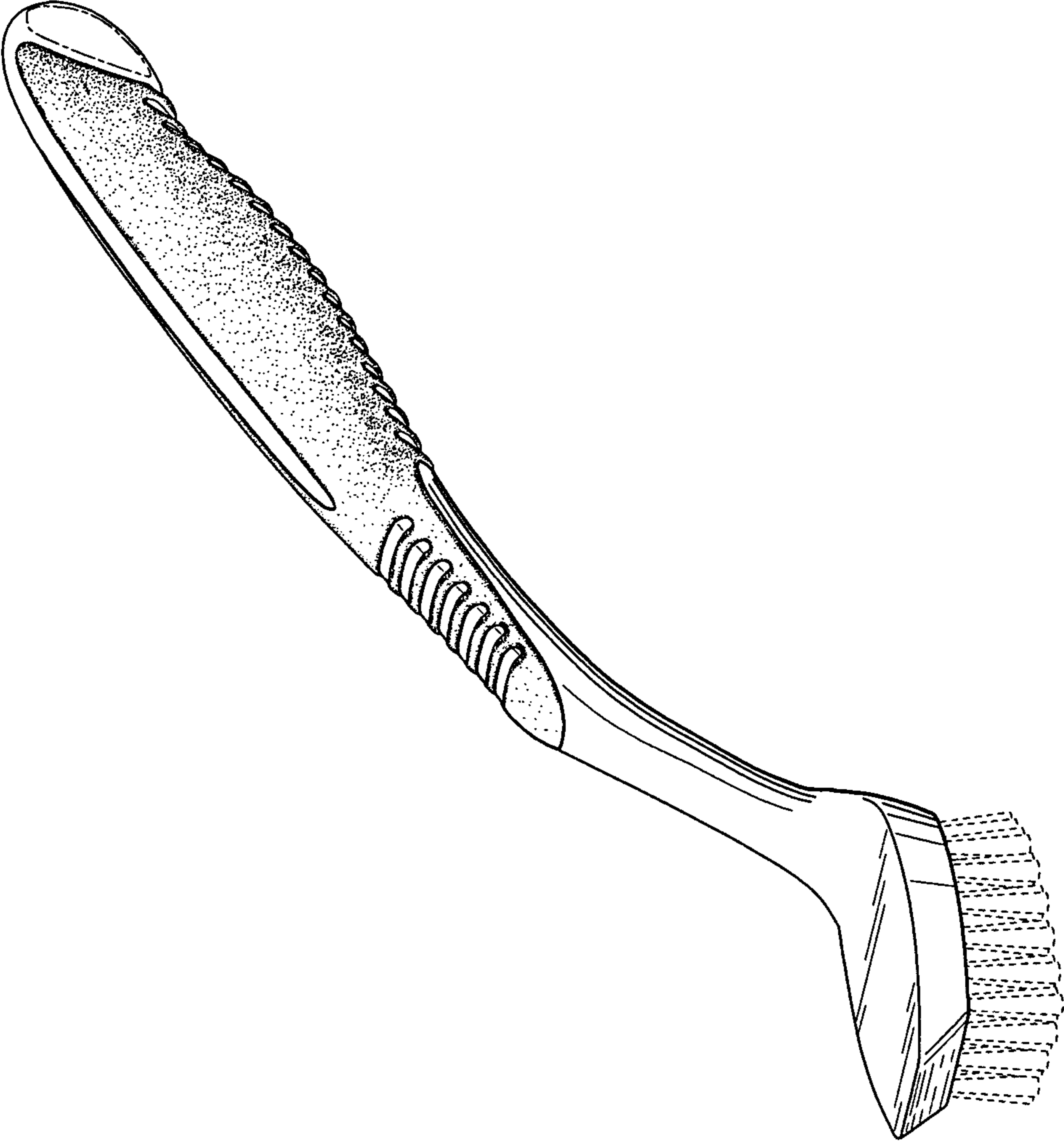


FIG. 1

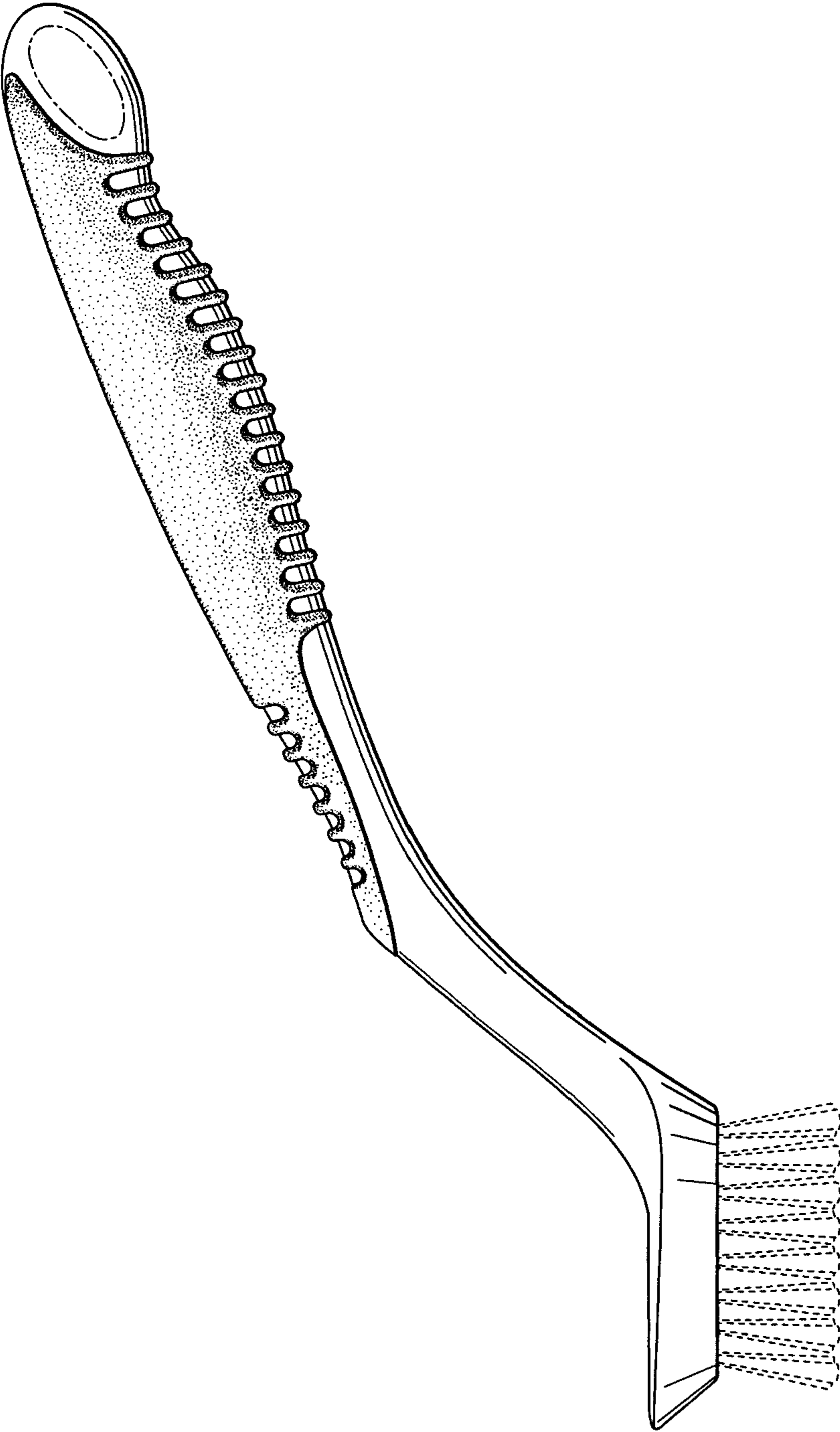
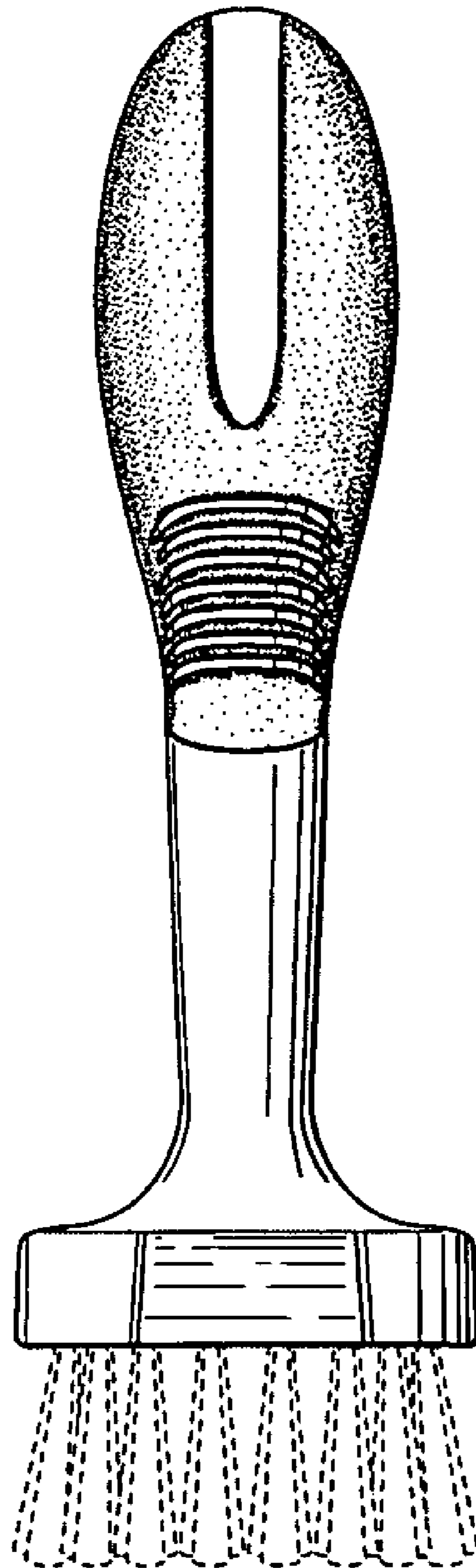


FIG. 2

FIG. 3



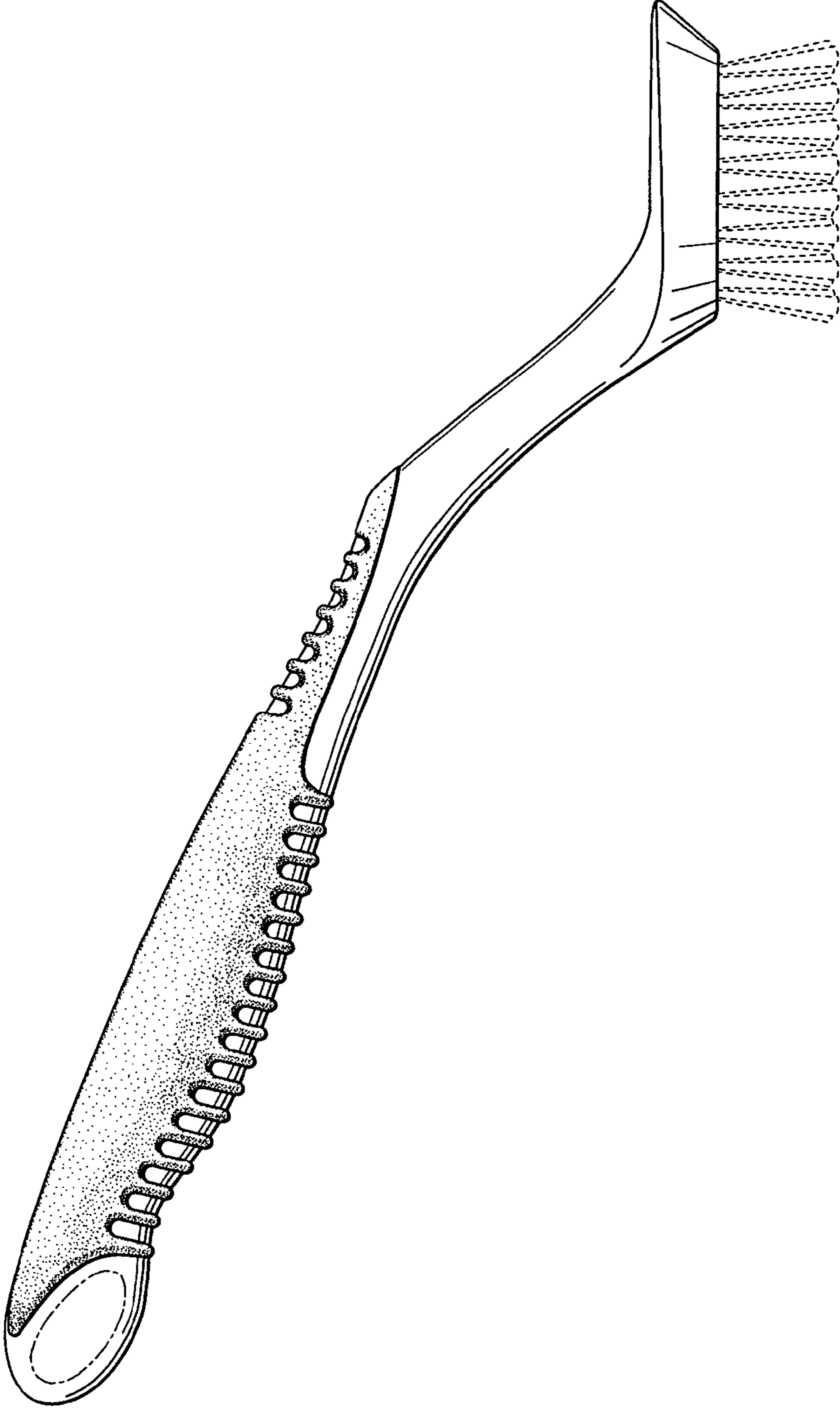


FIG. 4

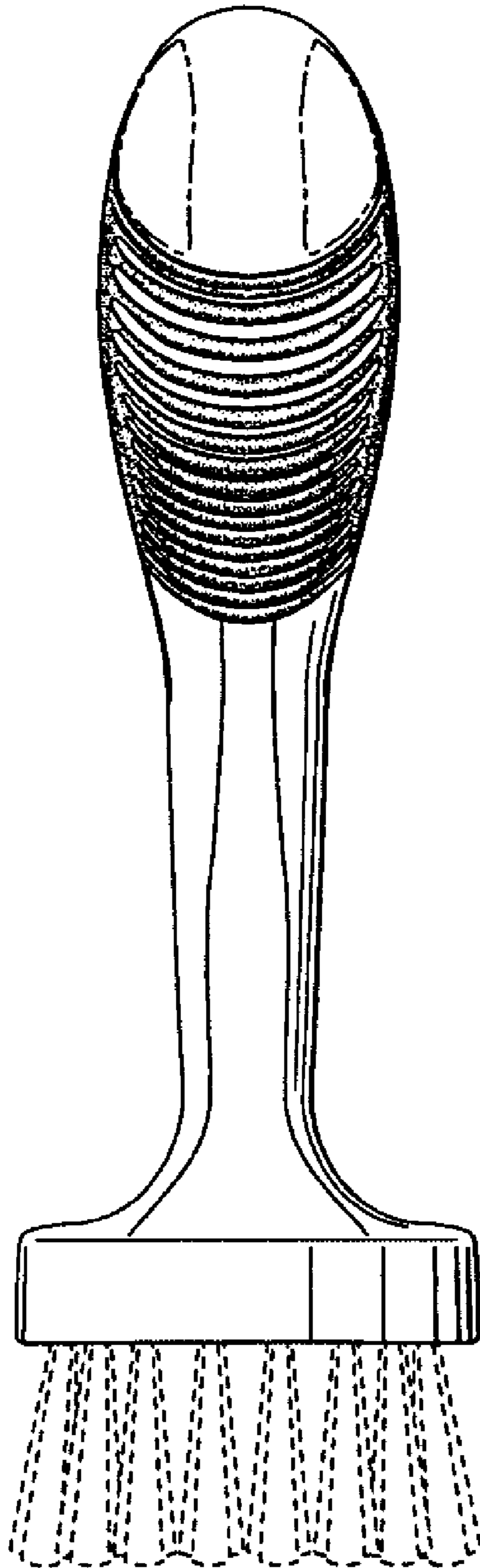


FIG. 5




FIG. 6

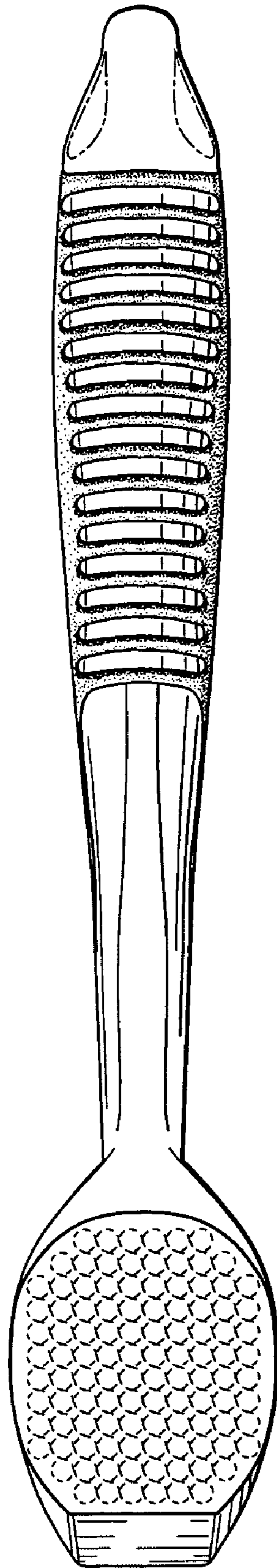


FIG. 7

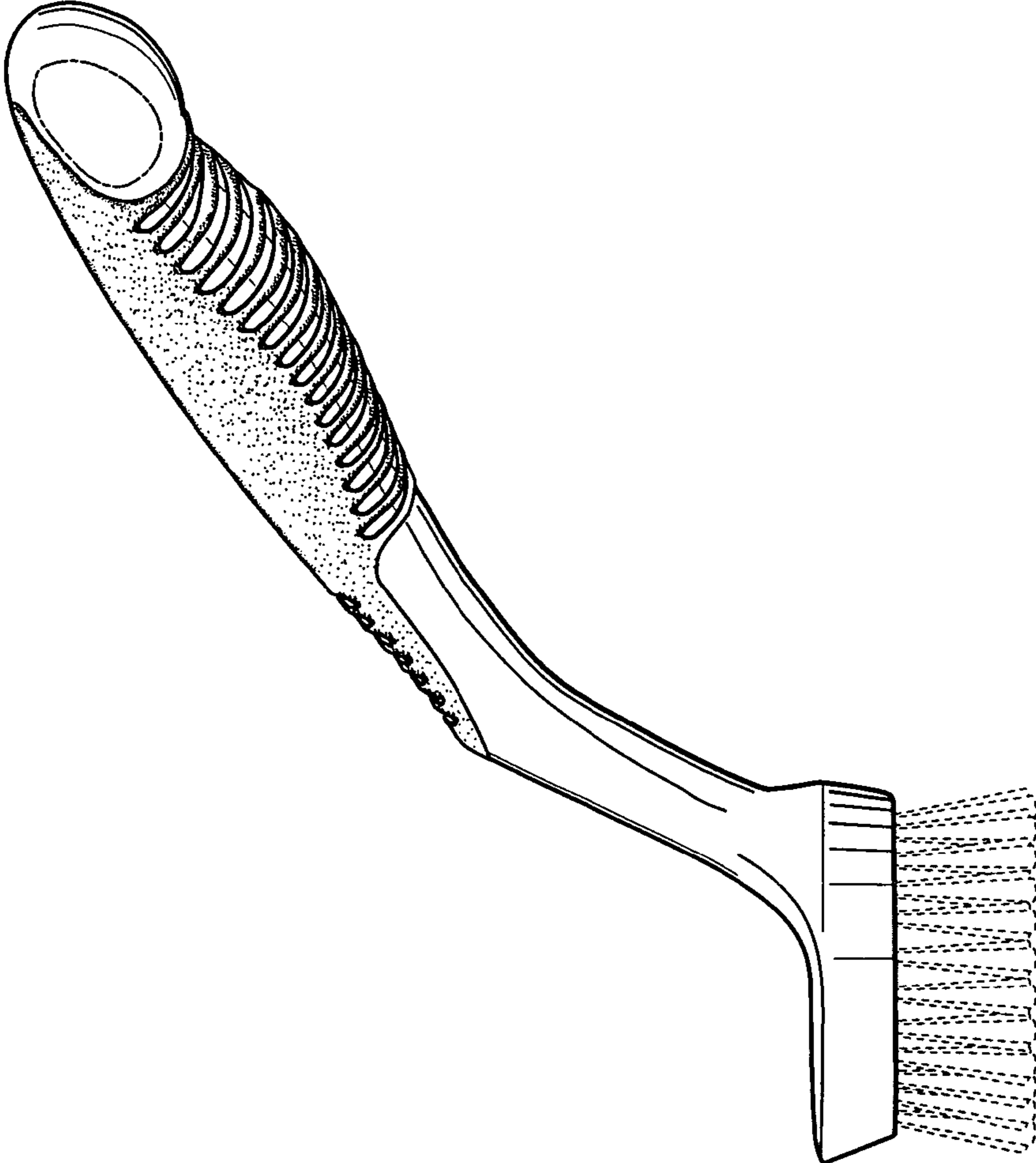


FIG. 8