



US00D575520S

(12) **United States Design Patent**  
**Libman et al.**

(10) **Patent No.:** **US D575,520 S**

(45) **Date of Patent:** **\*\* Aug. 26, 2008**

(54) **PORTION OF A BRUSH**

(75) Inventors: **Robert J. Libman**, Arcola, IL (US);  
**Enzo Berti**, Pianiga (IT)

(73) Assignee: **The Libman Company**, Arcola, IL (US)

(\*\*) Term: **14 Years**

(21) Appl. No.: **29/304,197**

(22) Filed: **Feb. 27, 2008**

(51) **LOC (8) Cl.** ..... **04-01**

(52) **U.S. Cl.** ..... **D4/138; D14/131**

(58) **Field of Classification Search** ..... D4/128,  
D4/131-136, 138; D7/393, 395, 401.2; D8/107,  
D8/300, 303, DIG. 7, DIG. 8; D28/63; D32/51;  
15/143.1, 159.1, 160, 164, 186-188, 206;  
16/421, 430, 431, DIG. 12, DIG. 18, DIG. 19;  
81/177.1, 489, 492

See application file for complete search history.

(56) **References Cited**

**U.S. PATENT DOCUMENTS**

D427,044 S \* 6/2000 White et al. .... D8/107  
D468,539 S \* 1/2003 Petner ..... D4/119  
D495,198 S \* 8/2004 Gonzalez ..... D7/395  
D495,882 S \* 9/2004 Berti ..... D4/138  
D524,549 S \* 7/2006 Ajluni et al. .... D4/128  
D560,426 S \* 1/2008 Prakasa ..... D7/395

**OTHER PUBLICATIONS**

4360-13 Bowl Brush With Under Rim Scrubber, Mr. Clean Tools [online]. Butler Home Products LLC © 2003 [retrieved on May 31, 2008] Retrieved from the Internet: <URL: [http://web.archive.org/web/\\*/http://www.mrcleantools.com.](http://web.archive.org/web/*/http://www.mrcleantools.com.)>.\*

Hong Kong Household Feb. 2005, Toilet & Dish Washing Brushes, Zibo Plastic & Metal Mfg. (Dongguan) Co., Ltd., p. 240.\*

Toilet Brush. Product Page [online]. Taizhou Golden Star Plastics Co. Ltd. 2005 [retrieved on May 23, 2008] Retrieved from the Internet: <URL: [http://web.archive.org/web/\\*/http://www.goldenstarplastics.com](http://web.archive.org/web/*/http://www.goldenstarplastics.com)>.\*

\* cited by examiner

*Primary Examiner*—Cathron Brooks

*Assistant Examiner*—Lavone D Tabor

(74) *Attorney, Agent, or Firm*—Banner & Witcoff, Ltd.

(57) **CLAIM**

The ornamental design for a portion of a brush, as shown and described.

**DESCRIPTION**

FIG. 1 is a front left perspective view of a portion of a brush showing our new design;

FIG. 2 is a right side view thereof;

FIG. 3 is a rear view thereof;

FIG. 4 is a left side view thereof;

FIG. 5 is a front view thereof;

FIG. 6 is a top view thereof;

FIG. 7 is a bottom view thereof; and,

FIG. 8 is a rear right perspective view thereof.

The dash-dot-dash broken lines immediately adjacent to the shaded areas represent unclaimed boundaries of the claimed design. The dotted broken lines are for illustrative purposes only and form no part of the claimed design.

**1 Claim, 5 Drawing Sheets**

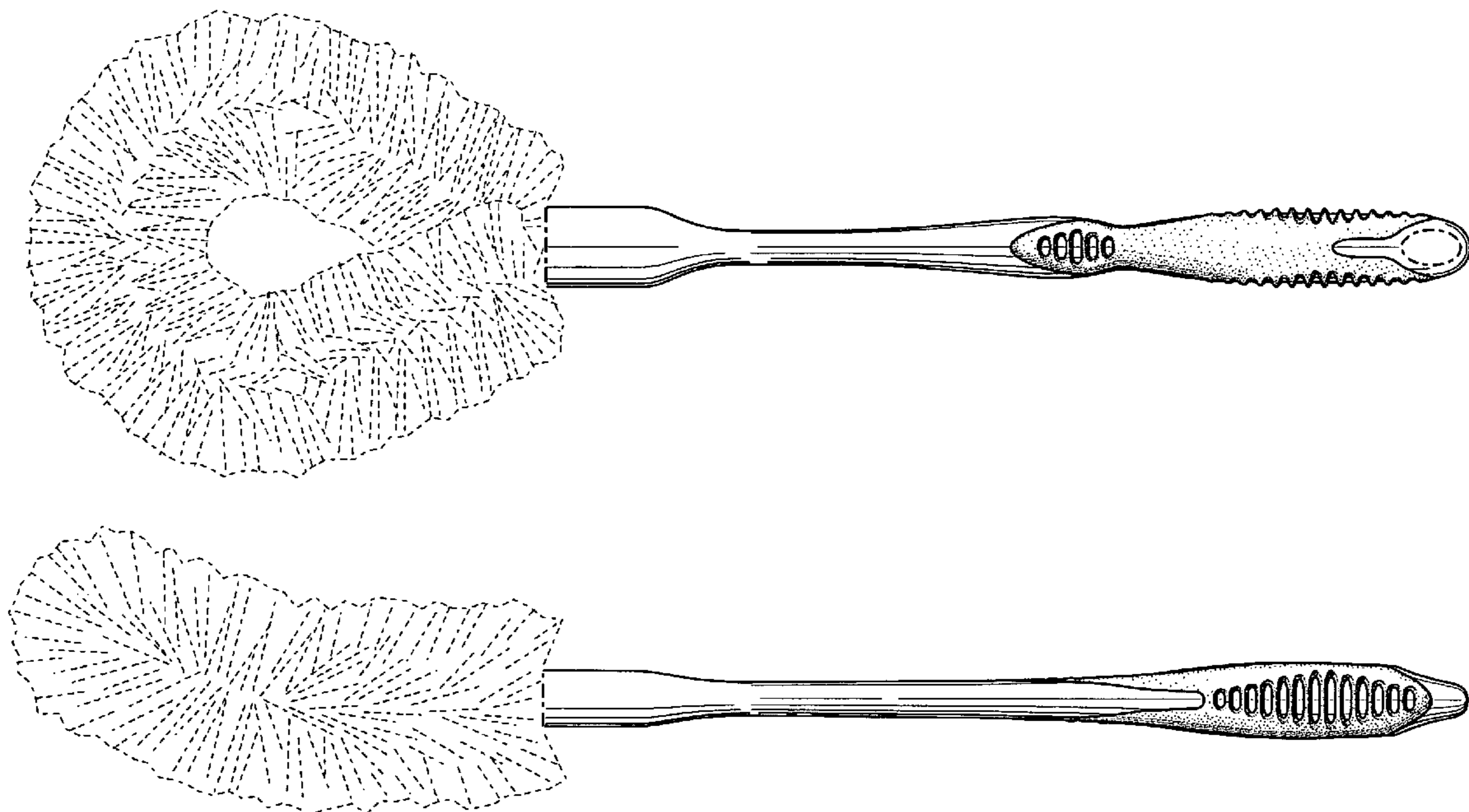


FIG. 1

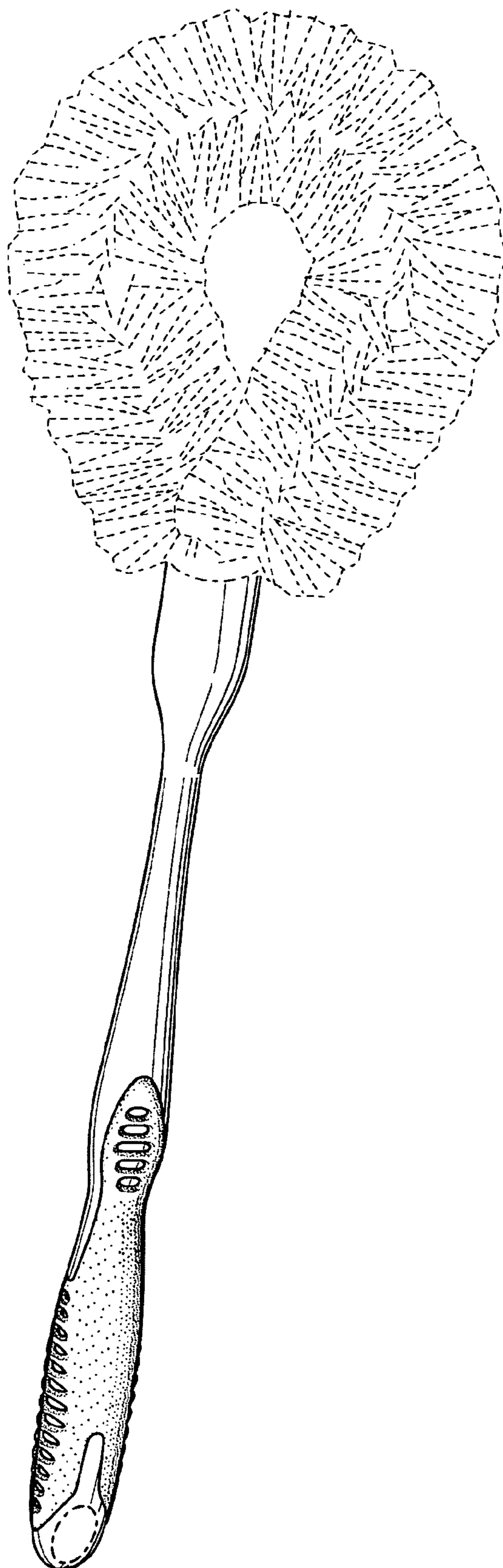


FIG. 2

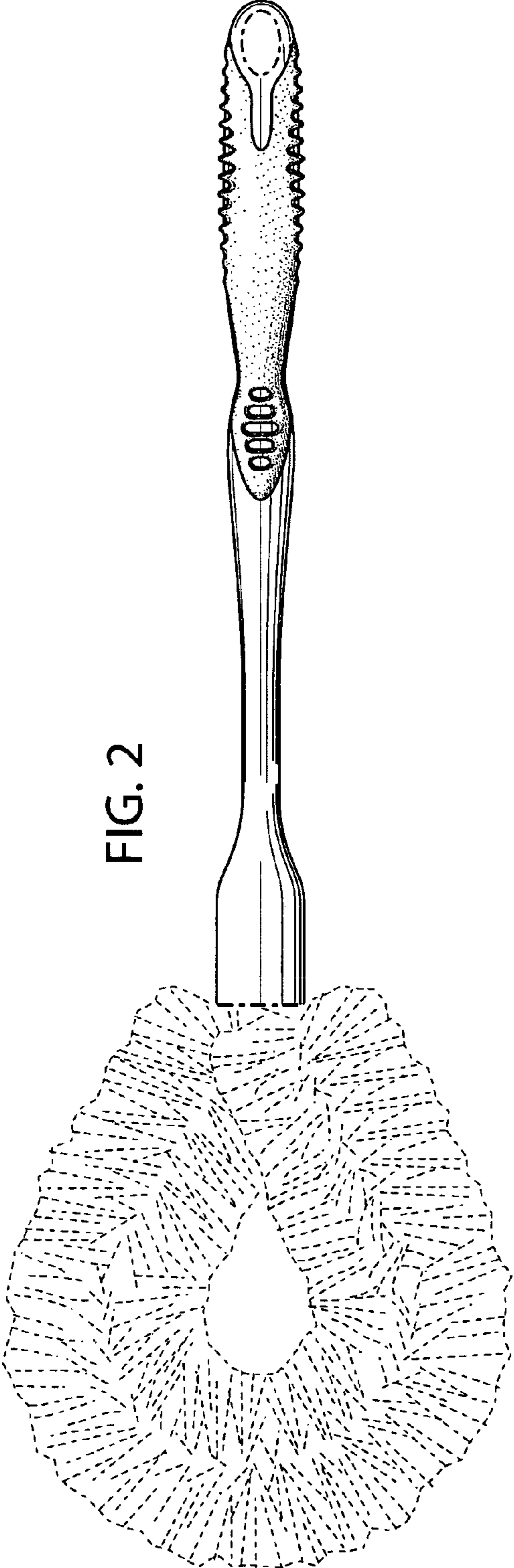
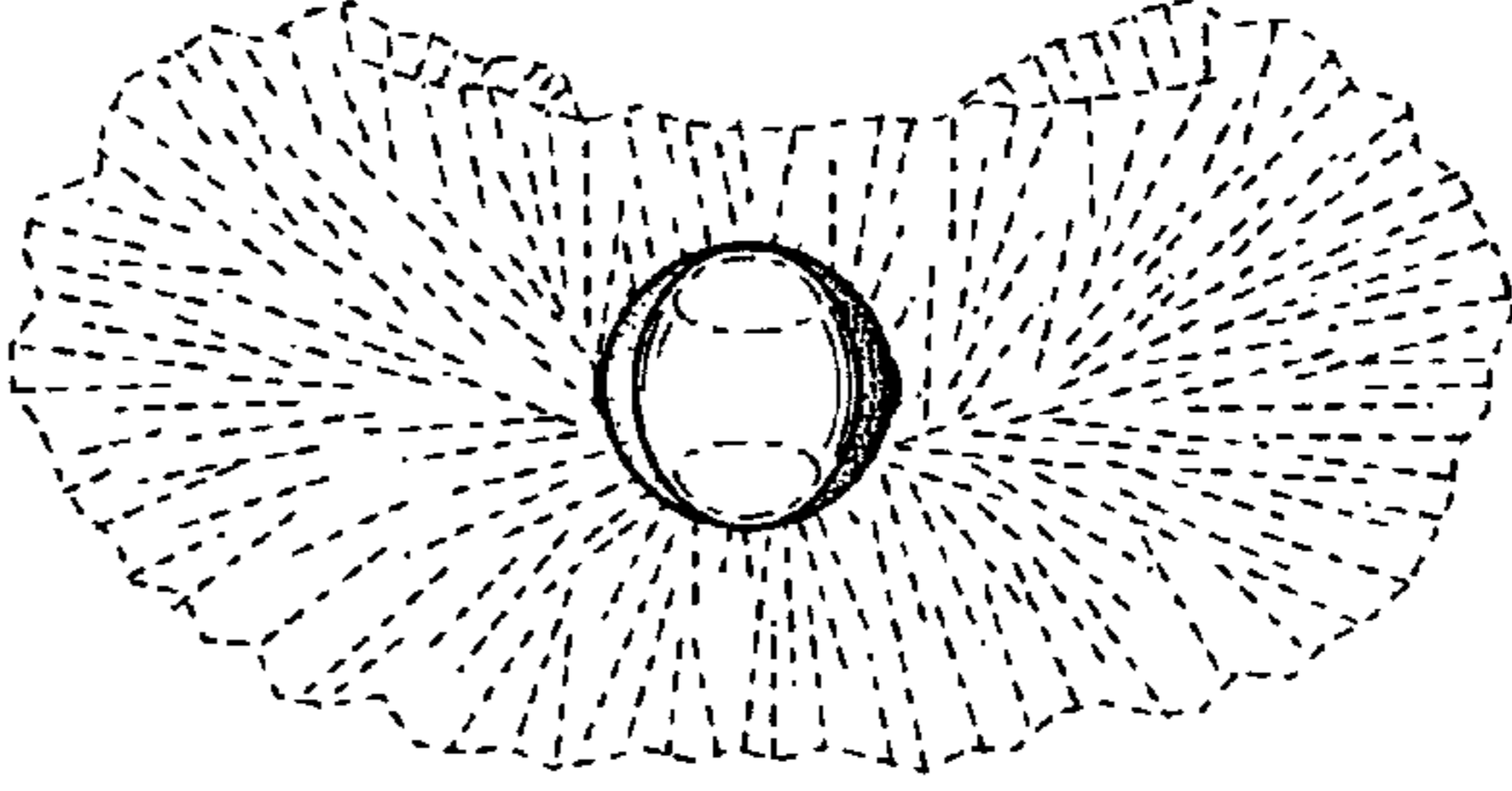


FIG. 3



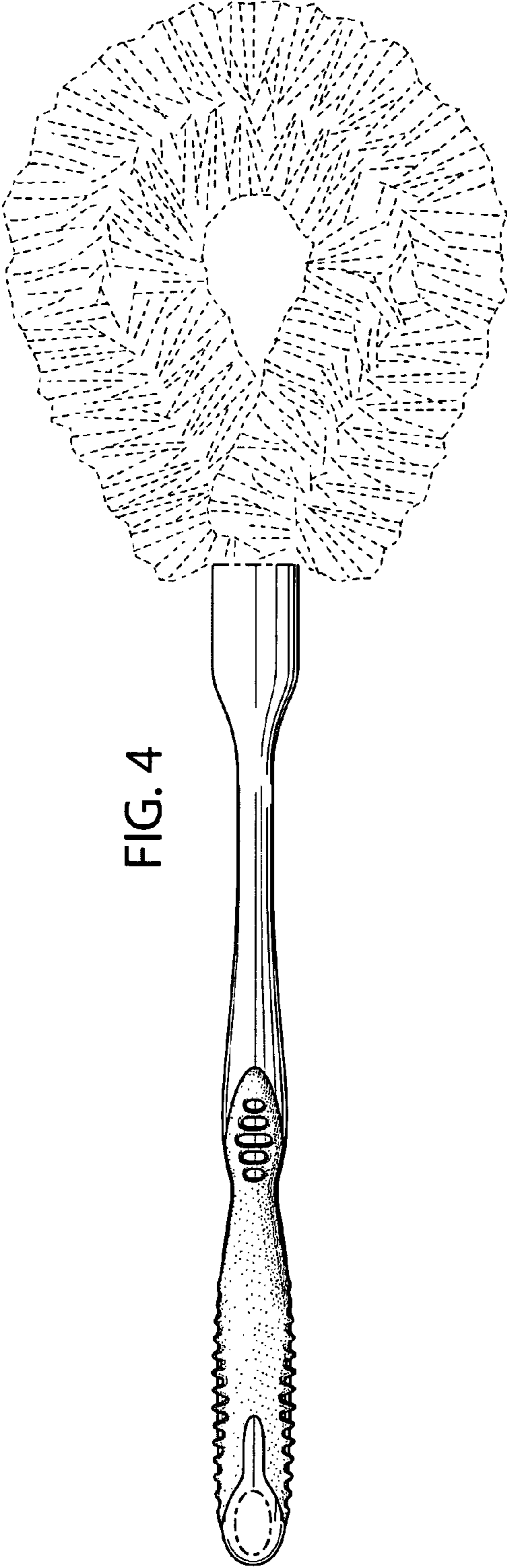


FIG. 4

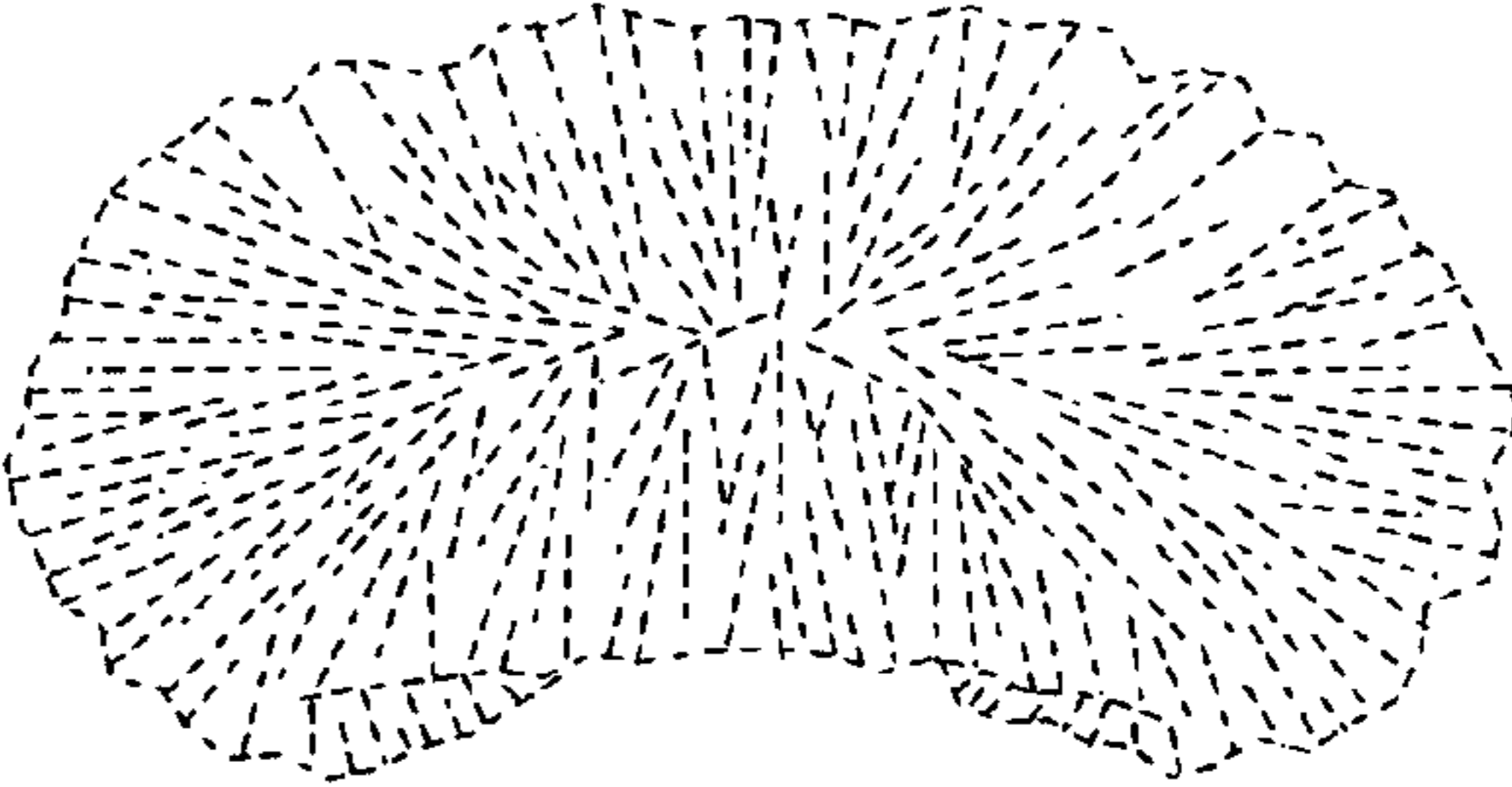


FIG. 5

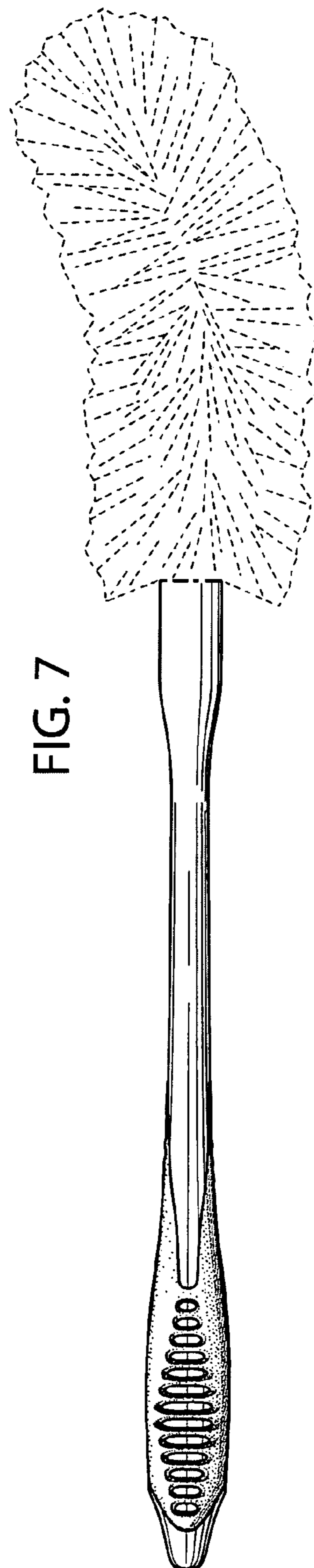
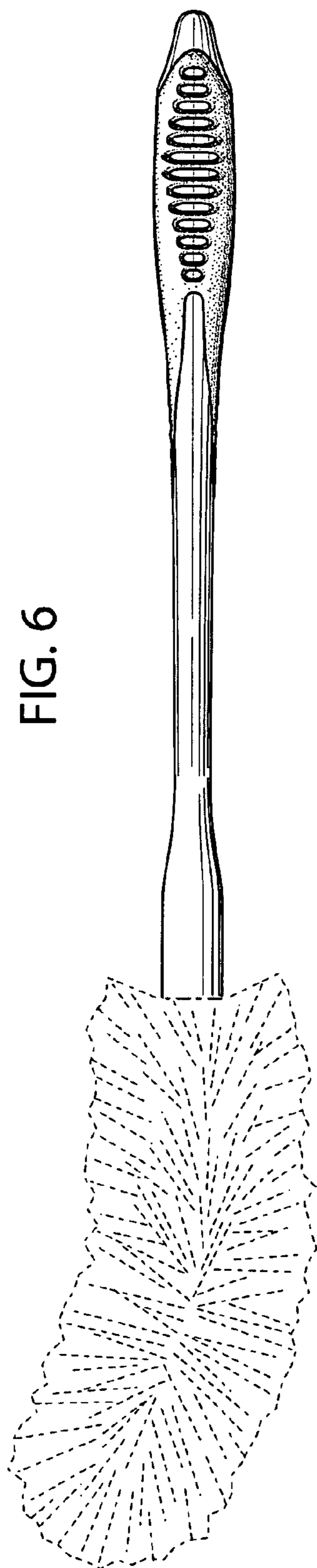


FIG. 8

