



US00D575498S

(12) **United States Design Patent**  
**Andersen et al.**

(10) **Patent No.:** **US D575,498 S**

(45) **Date of Patent:** **\*\* Aug. 26, 2008**

(54) **FOOTWEAR UPPER**

(75) Inventors: **Deborah H. Andersen**, Prevost (CA);  
**Federica Elmo**, Rome (IT); **Grant A. Urie**, Shelburne, VT (US)

(73) Assignee: **Wolverine World Wide, Inc.**, Rockford, MI (US)

(\*\*) Term: **14 Years**

(21) Appl. No.: **29/268,699**

(22) Filed: **Nov. 9, 2006**

(51) **LOC (8) Cl.** ..... **02-99**

(52) **U.S. Cl.** ..... **D2/971**

(58) **Field of Classification Search** ..... D2/902,  
D2/906-908, 943, 944, 969, 972-974, 946,  
D2/924, 926, 900, 925, 930, 971; 36/45,  
36/50.1, 83, 88, 113, 114, 126-130, 11, 112  
See application file for complete search history.

(56) **References Cited**

**U.S. PATENT DOCUMENTS**

D60,665 S *	3/1922	Hirshfield	.....	D2/930
D87,274 S *	6/1932	Meyer et al.	.....	D2/930
D134,782 S *	1/1943	Julianelli et al.	.....	D2/971
D149,683 S *	5/1948	Sandler	.....	D2/930
D149,684 S *	5/1948	Sandler	.....	D2/930
D149,695 S *	5/1948	Sandler	.....	D2/930
D163,185 S *	5/1951	Joyce	.....	D2/930
D179,350 S *	12/1956	Joyce	.....	D2/971
D500,403 S *	1/2005	Belley et al.	.....	D2/969
D502,798 S *	3/2005	Belley et al.	.....	D2/969
D517,294 S *	3/2006	Belley et al.	.....	D2/969

D538,520 S *	3/2007	Belley et al.	.....	D2/969
D539,020 S *	3/2007	Belley et al.	.....	D2/969
D547,536 S *	7/2007	Hulbert	.....	D2/969
D556,994 S *	12/2007	Belley	.....	D2/969

**OTHER PUBLICATIONS**

Garnet Hill catalog, p. 85, Japanese Ref. No. HD16010542- (Heisei 16 (2004) Foreign Catalog No. 047).

\* cited by examiner

*Primary Examiner*—Dominic Simone

(74) *Attorney, Agent, or Firm*—Warner Norcross & Judd LLP

(57) **CLAIM**

The ornamental design for footwear upper, as shown and described.

**DESCRIPTION**

FIG. 1 is a perspective view of the footwear upper embodying the new design;

FIG. 2 is a top view thereof;

FIG. 3 is a right side view thereof;

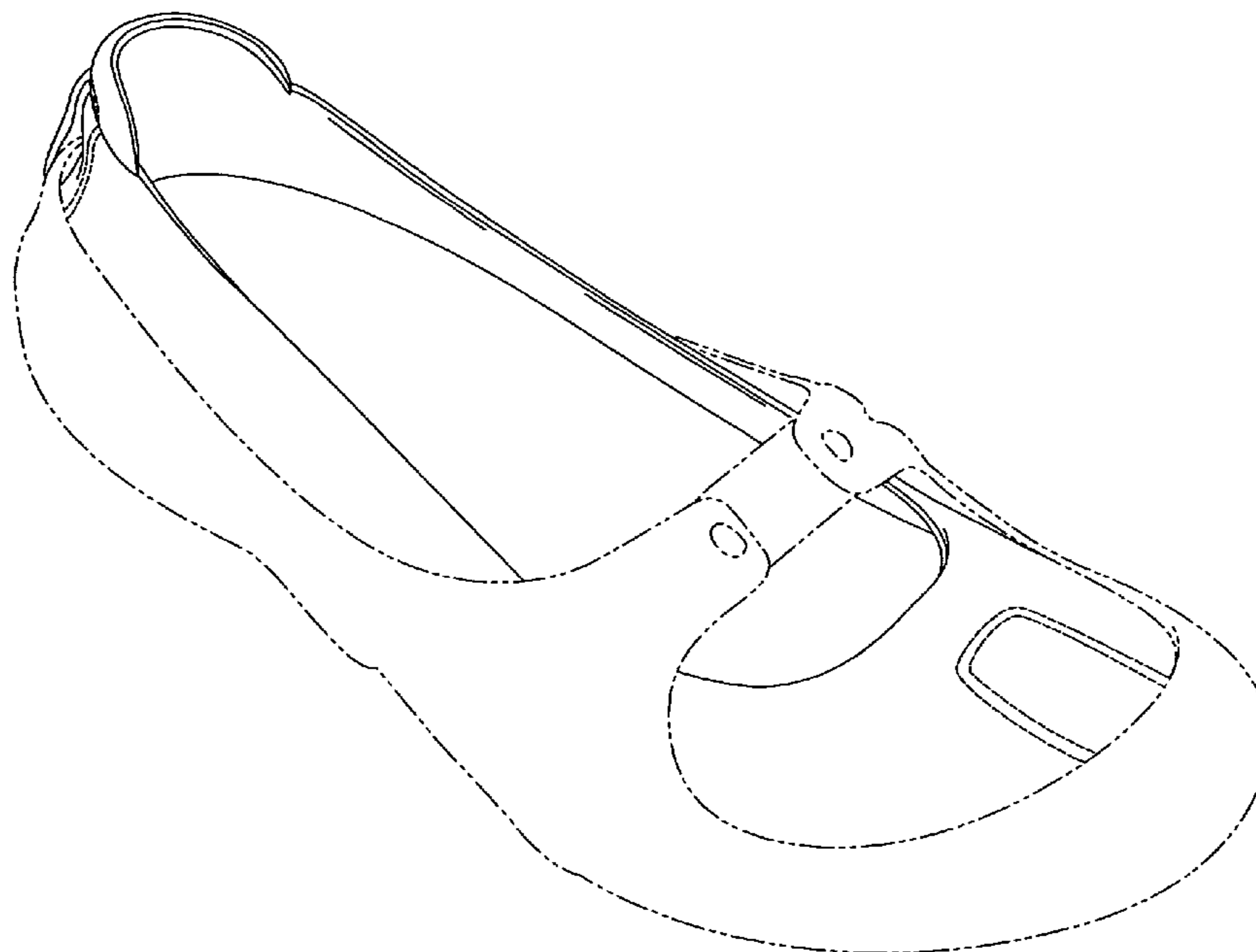
FIG. 4 is a left side view thereof;

FIG. 5 is a front view thereof; and,

FIG. 6 is a rear view thereof.

FIGS. 1-6 show features of an article of footwear in phantom lines. These features are shown for environmental purposes and do not form any part of the claimed design. Further, the phantom lines immediately adjacent the solid-line portions of the design form the boundary of the design, with the phantom lines forming no part of the claimed design.

**1 Claim, 4 Drawing Sheets**



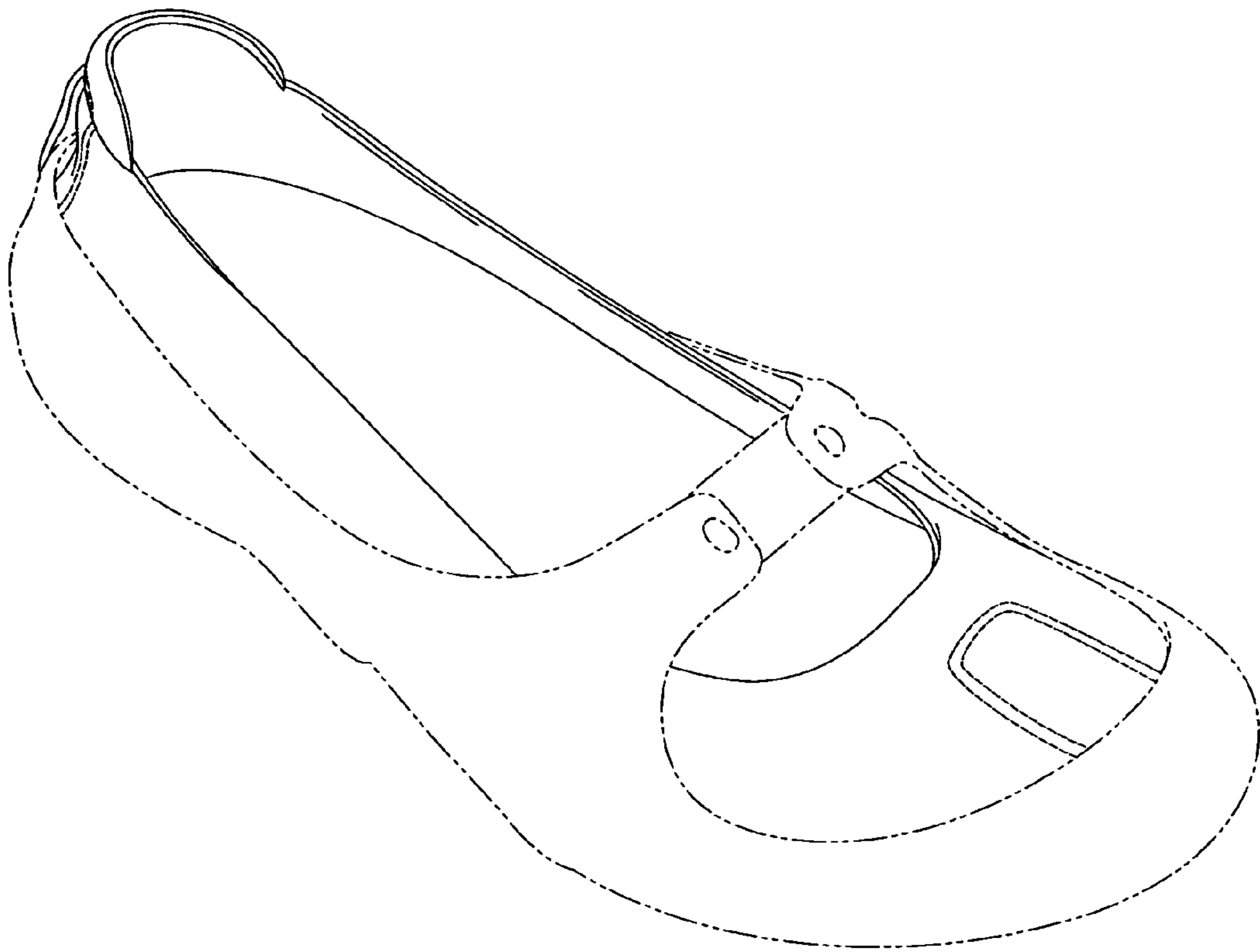


Fig. 1

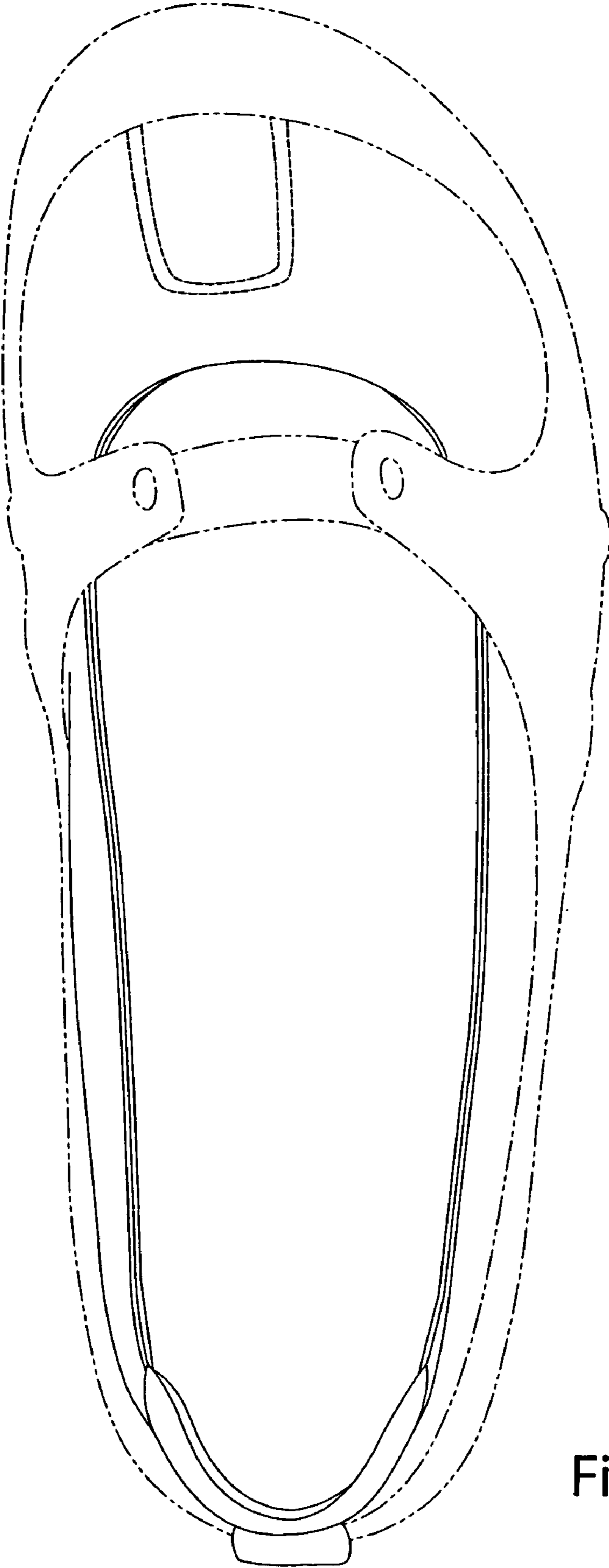


Fig. 2



Fig. 3




Fig. 4

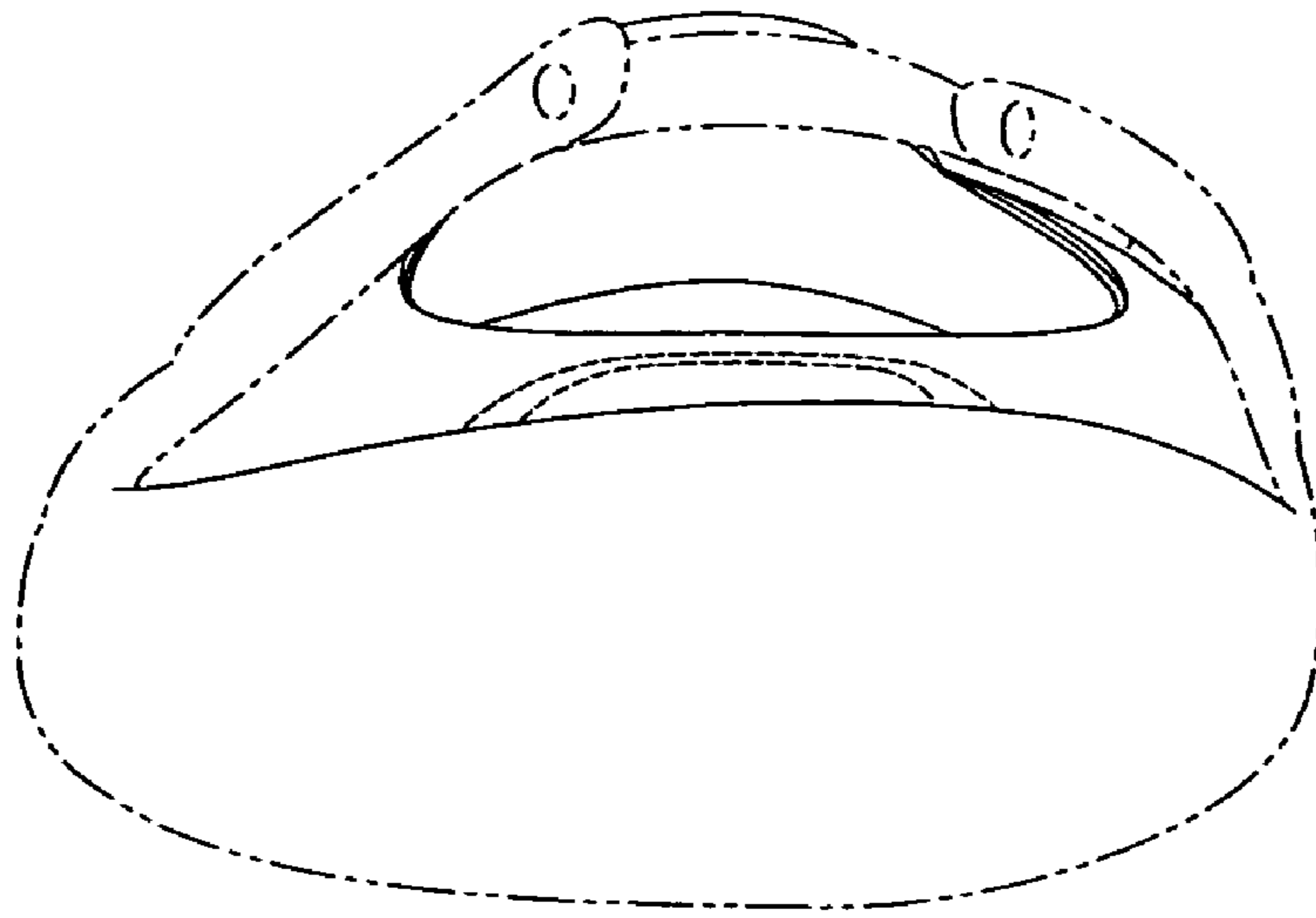


Fig. 5

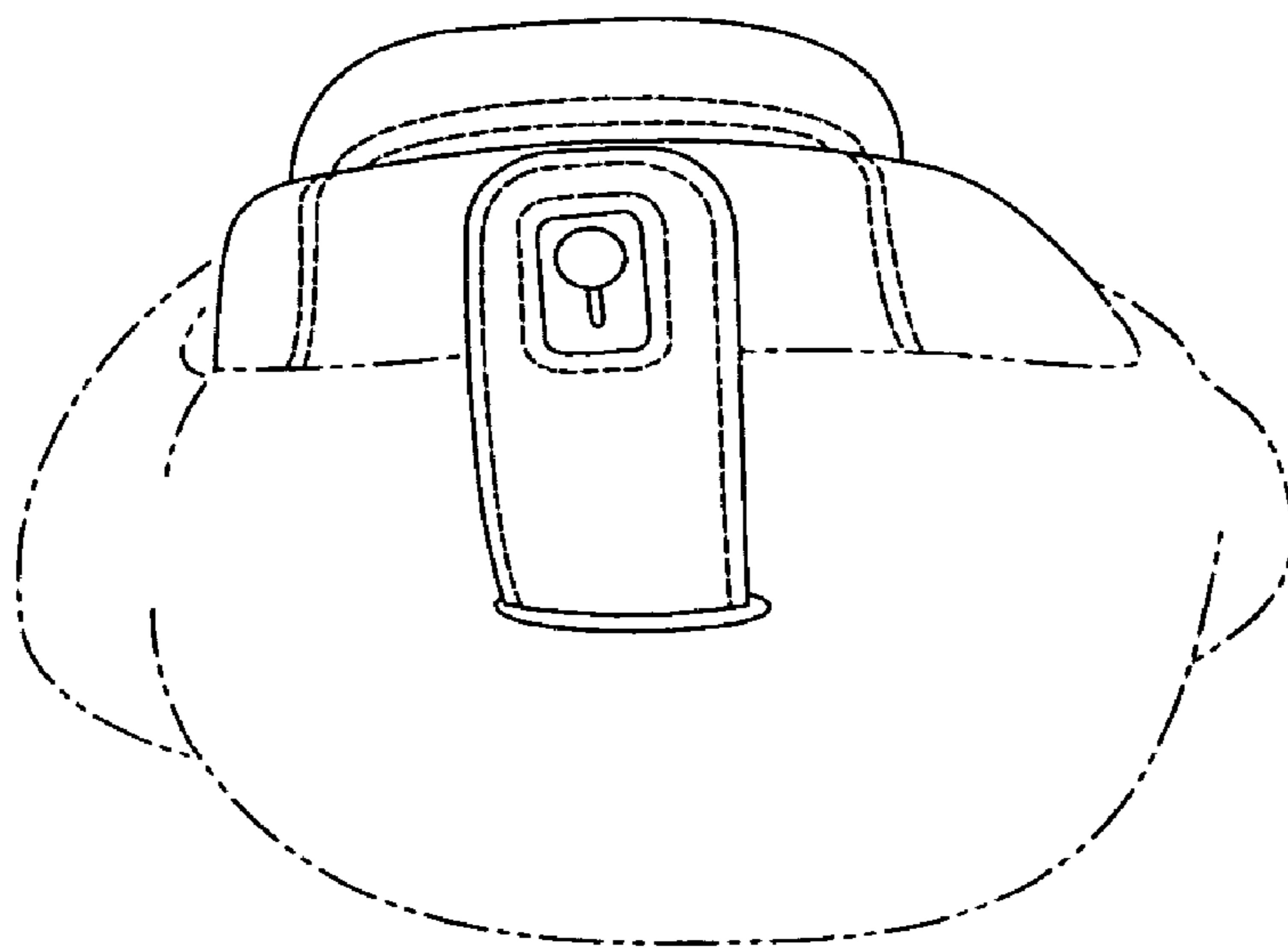


Fig. 6