



US00D575494S

(12) **United States Design Patent**
St-Louis

(10) **Patent No.:** **US D575,494 S**

(45) **Date of Patent:** **** Aug. 26, 2008**

(54) **FOOTWEAR UPPER**

(75) Inventor: **Julie St-Louis**, Montreal (CA)

(73) Assignee: **Wolverine World Wide, Inc.**, Rockford, MI (US)

(**) Term: **14 Years**

(21) Appl. No.: **29/286,763**

(22) Filed: **May 17, 2007**

(51) **LOC (8) Cl.** **02-99**

(52) **U.S. Cl.** **D2/969**

(58) **Field of Classification Search** D2/902,
D2/906-908, 943, 944, 946, 969, 972-974;
36/45, 50.1, 77 M, 77 R, 83, 88, 113, 114,
36/126-131

See application file for complete search history.

(56) **References Cited**

U.S. PATENT DOCUMENTS

D348,976 S	7/1994	Van Noy	
D355,756 S	2/1995	Vestuti	
D436,244 S *	1/2001	James D2/907
D437,991 S	2/2001	Matis	
D438,697 S	3/2001	Matis et al.	
D441,175 S	5/2001	Ritter et al.	
D441,180 S *	5/2001	Matis et al. D2/969
D458,741 S	6/2002	Rogers	
D467,714 S	12/2002	Wilson	
D475,185 S	6/2003	Adams	
D479,388 S	9/2003	Matis	
D503,524 S *	4/2005	Belley et al. D2/969
D504,763 S	5/2005	Matis et al.	
D505,779 S	6/2005	Matis et al.	
D523,220 S *	6/2006	Link D2/972
D525,773 S *	8/2006	Cass D2/972
D528,283 S *	9/2006	Holmes D2/972

D530,903 S *	10/2006	Wilken D2/972
D532,592 S *	11/2006	Chang D2/972
D538,019 S *	3/2007	Schoenborn et al. D2/969
D538,020 S *	3/2007	Matis et al. D2/969
D538,024 S *	3/2007	Belley et al. D2/969
D539,016 S *	3/2007	Matis et al. D2/969
D542,521 S *	5/2007	Henderson D2/972
D544,686 S *	6/2007	Shin D2/972

OTHER PUBLICATIONS

Merrell Fall 2007 Catalog, pp. 108, 119-121.
Merrell Spring 2003 Catalog, pp. 15, 17, 18.

* cited by examiner

Primary Examiner—Dominic Simone

(74) *Attorney, Agent, or Firm*—Warner Norcross & Judd LLP

(57) **CLAIM**

The ornamental design for footwear upper, as shown and described.

DESCRIPTION

FIG. 1 is a perspective view of the footwear upper embodying the new design;

FIG. 2 is a top view thereof;

FIG. 3 is a right side view thereof;

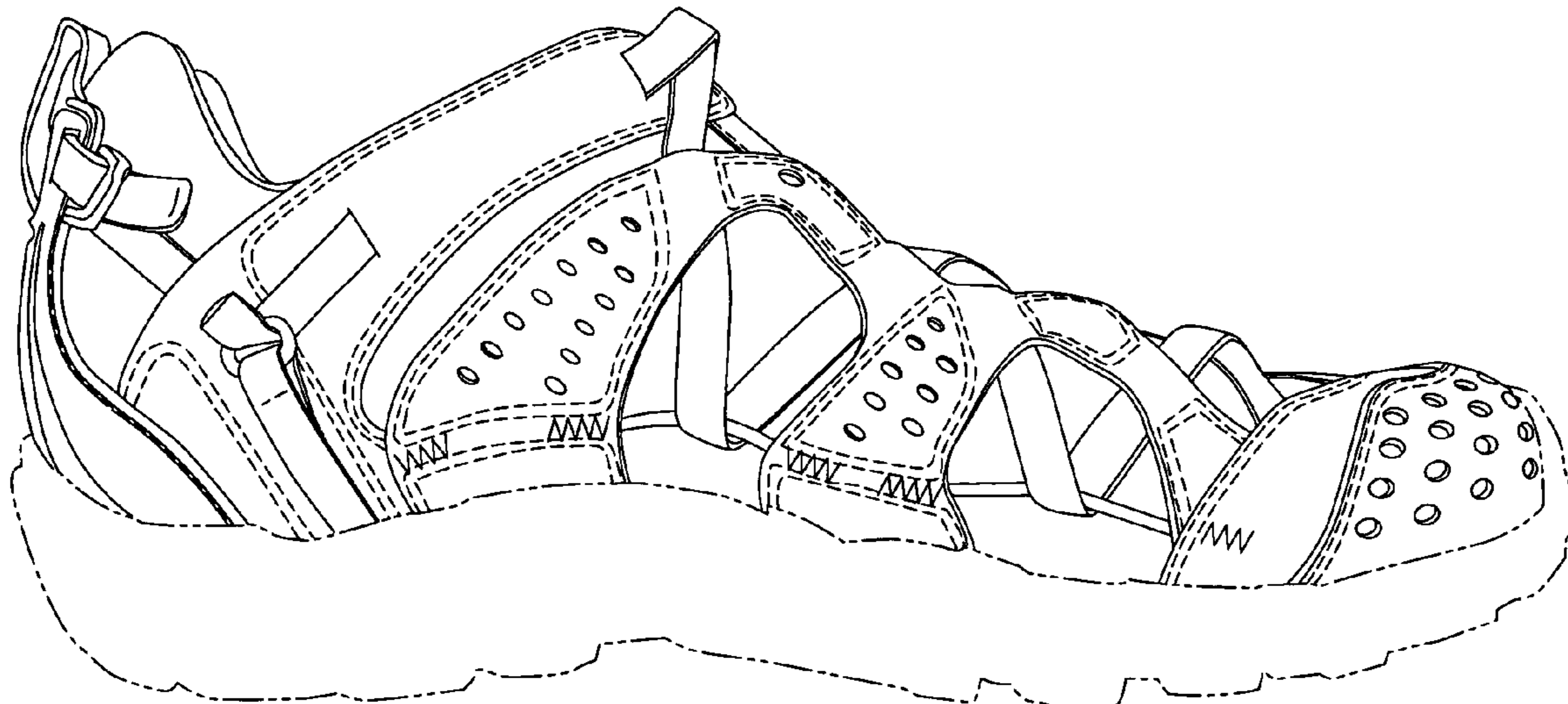
FIG. 4 is a left side view thereof;

FIG. 5 is a front view thereof; and,

FIG. 6 is a rear view thereof.

FIGS. 1-6 show features of an article of footwear in phantom lines. These features are shown for environmental purposes and do not form any part of the claimed design. Further, the phantom lines immediately adjacent the solid-line portions of the design form the boundary of the design, with the phantom lines forming no part of the claimed design.

1 Claim, 4 Drawing Sheets



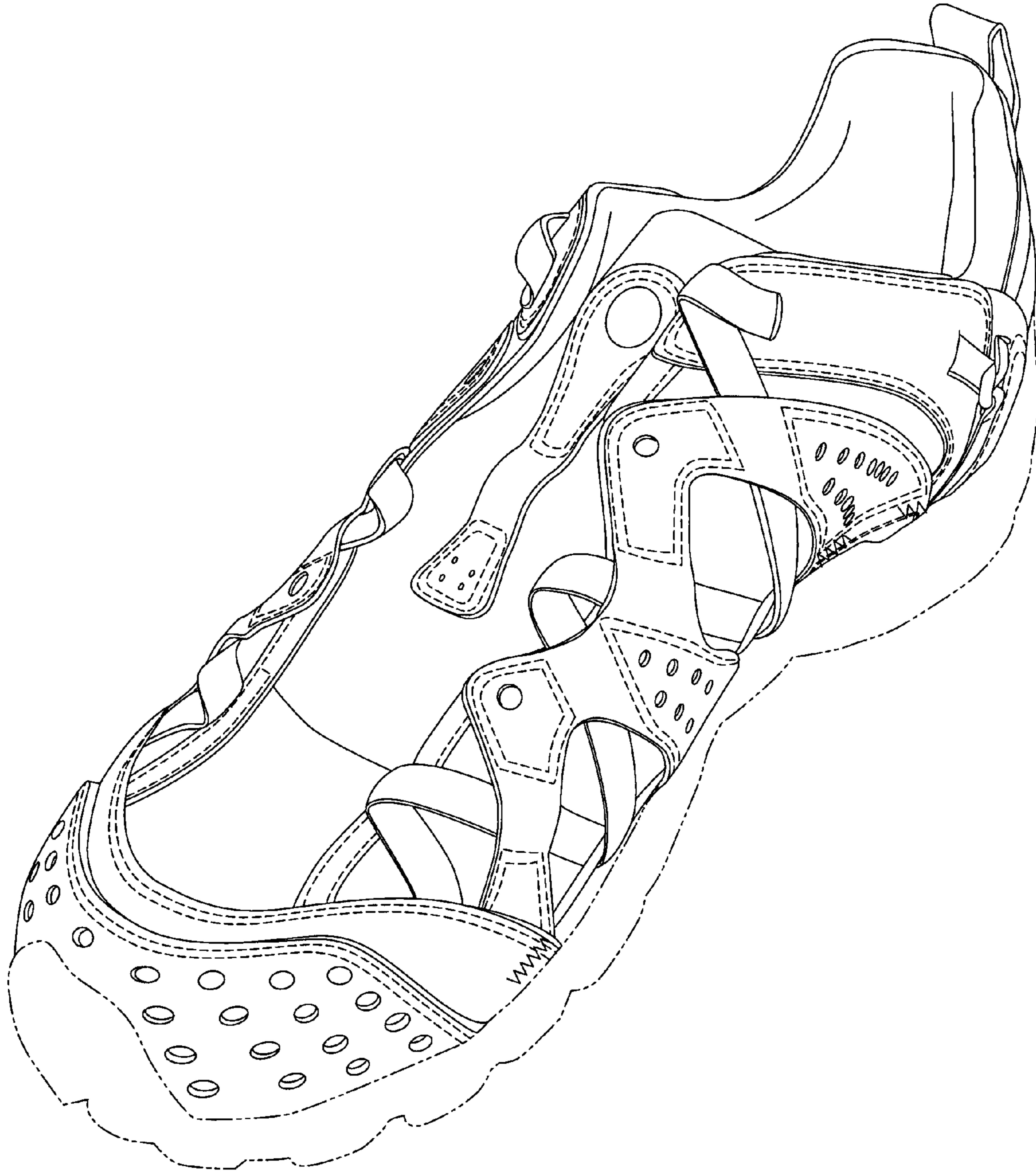


Fig. 1

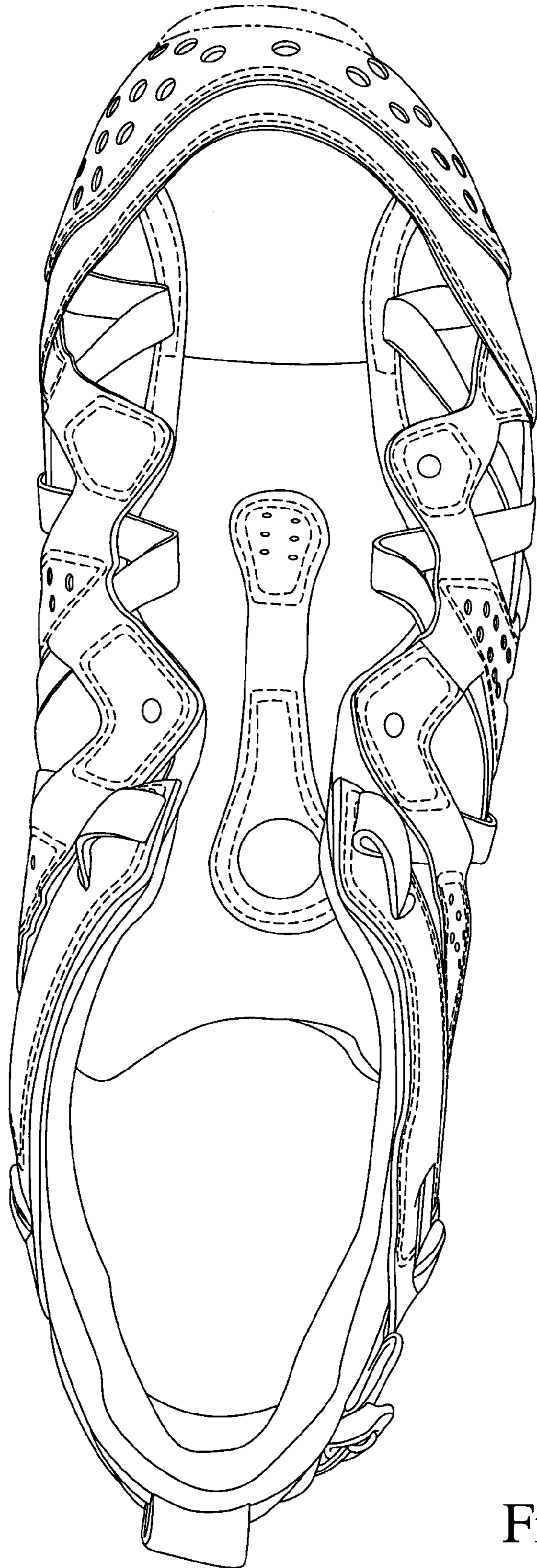


Fig.2

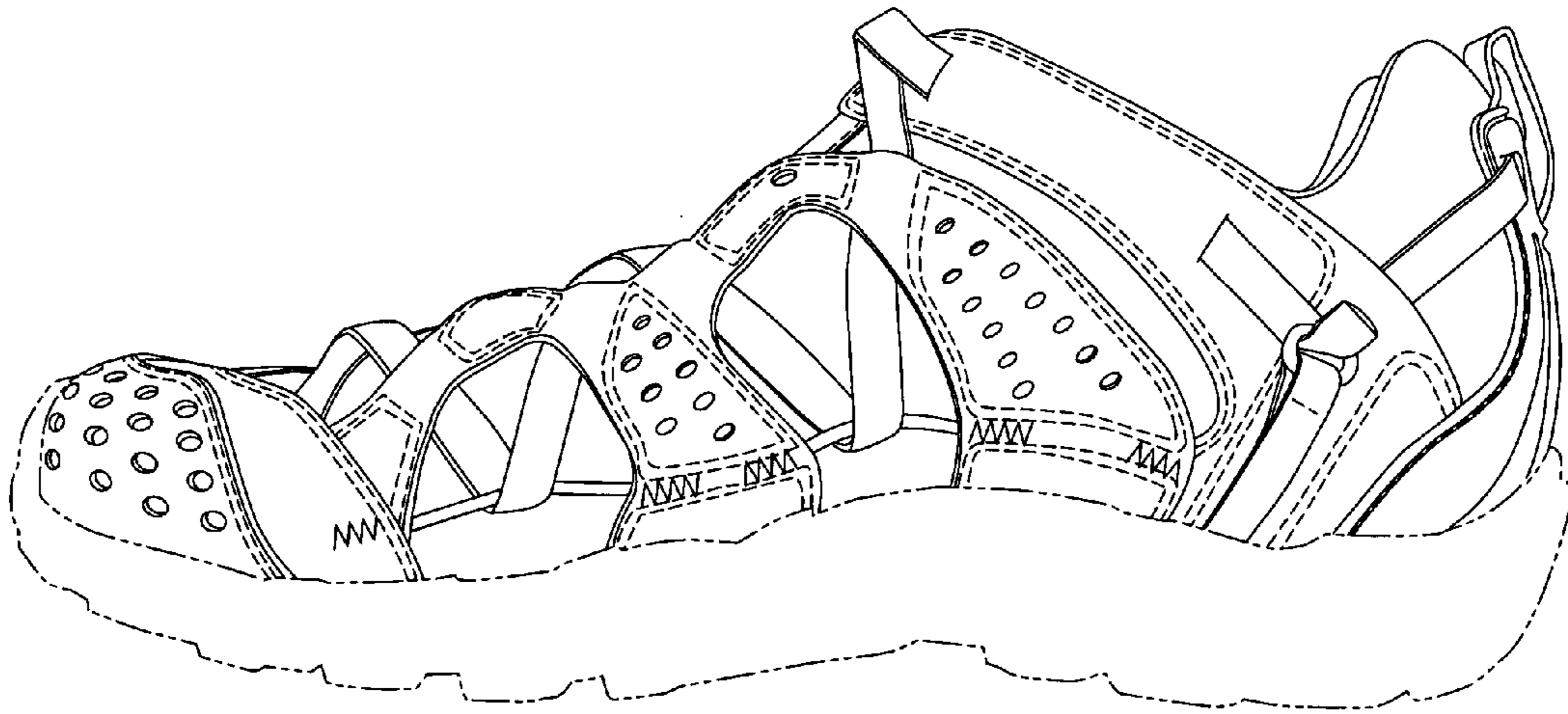


Fig.3

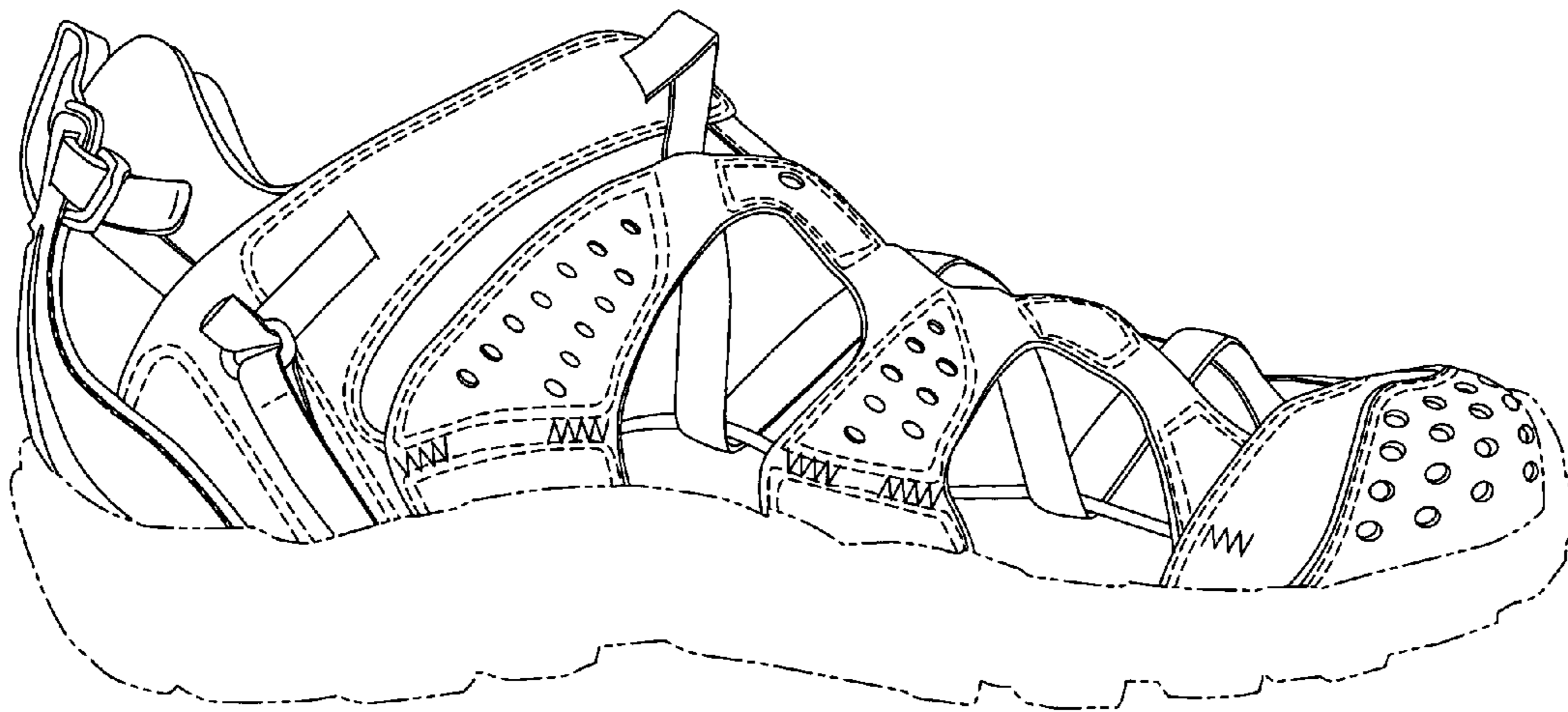


Fig.4

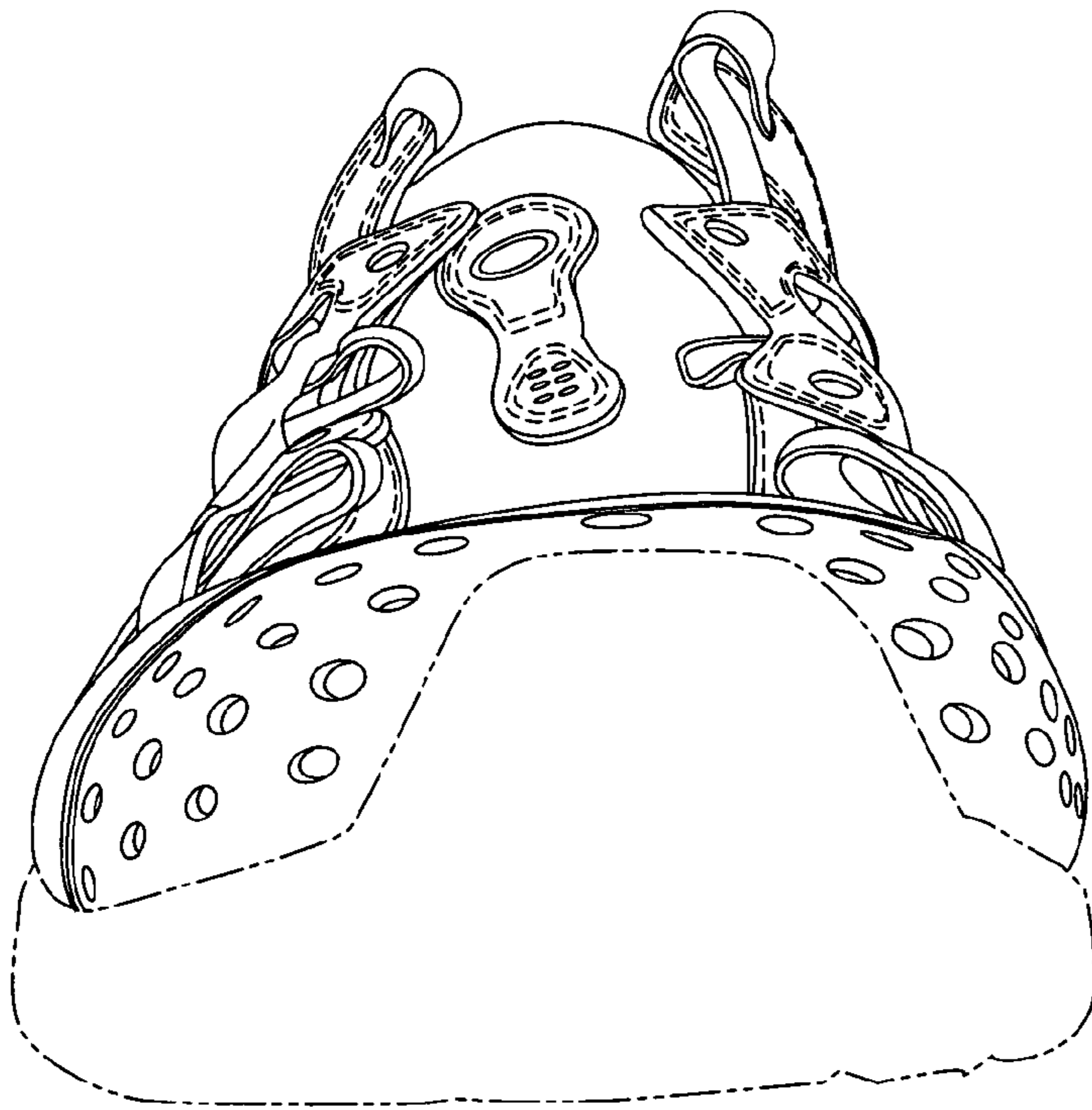


Fig.5

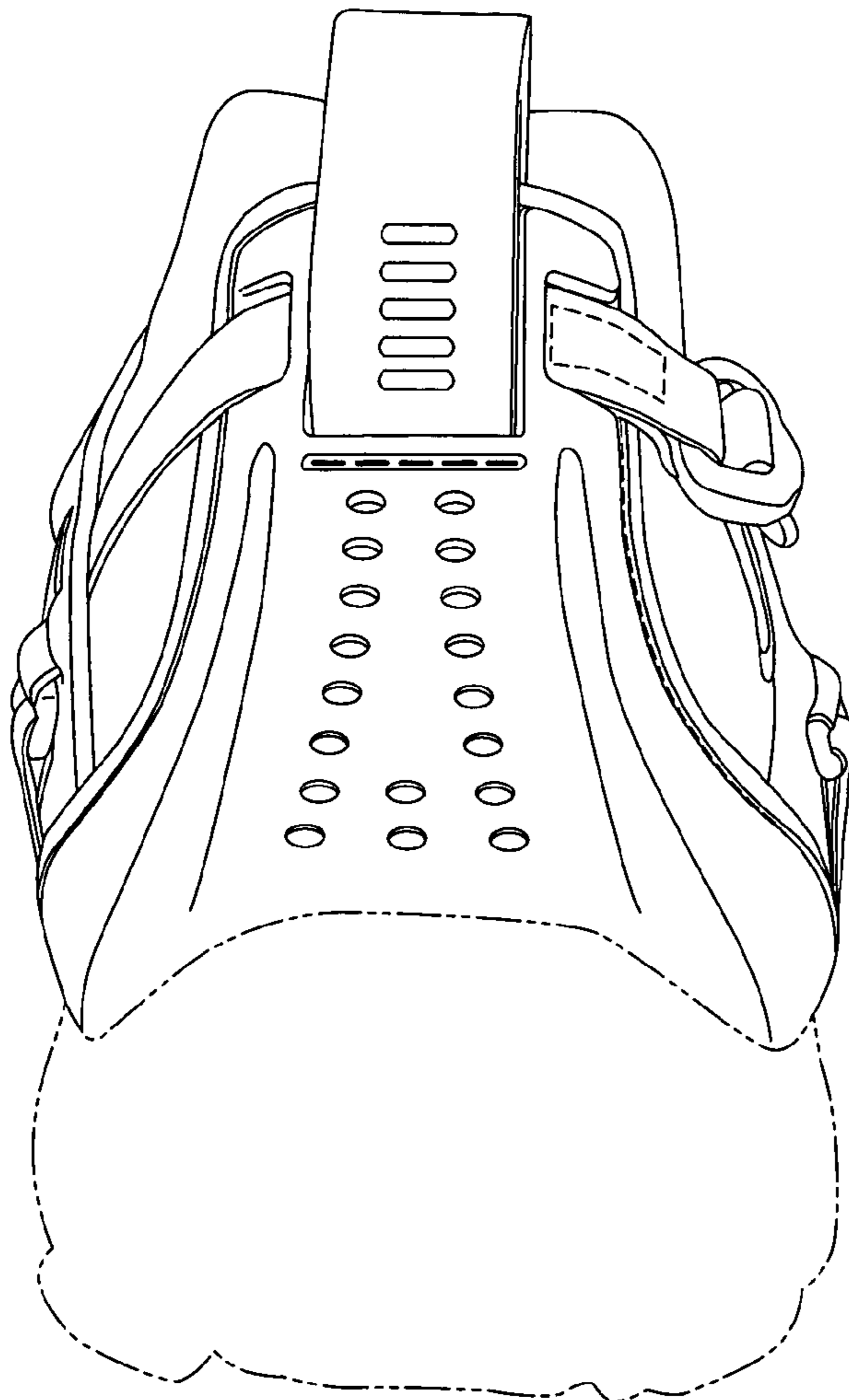


Fig.6