



US00D575489S

(12) **United States Design Patent**
Whiteside

(10) **Patent No.:** **US D575,489 S**

(45) **Date of Patent:** **** Aug. 26, 2008**

(54) **CLOG**

(75) Inventor: **Anne W. Whiteside**, Chillicothe, MO (US)

(73) Assignee: **Midwest Quality Gloves, Inc.**, Chillicothe, MO (US)

(**) Term: **14 Years**

(21) Appl. No.: **29/269,624**

(22) Filed: **Dec. 5, 2006**

(51) **LOC (8) Cl.** **02-99**

(52) **U.S. Cl.** **D2/969**

(58) **Field of Classification Search** D2/896,
D2/902, 903, 906-908, 923, 969, 972-974;
36/45, 77 M, 77 R, 83, 88, 113, 114, 126-131
See application file for complete search history.

D381,794 S	8/1997	Gelli	
D457,715 S *	5/2002	Wilson	D2/969
D473,040 S *	4/2003	Hawker et al.	D2/896
D476,472 S *	7/2003	Portzline	D2/972
D479,034 S *	9/2003	Tzenos	D2/926
D479,906 S *	9/2003	Hawker et al.	D2/969
6,993,585 B1	2/2004	MacLeod	
D492,095 S *	6/2004	Sanchez et al.	D2/896
D492,096 S *	6/2004	Sanchez et al.	D2/896
D498,901 S *	11/2004	Hawker et al.	D2/926
D517,788 S *	3/2006	Seamans	D2/969
D517,789 S *	3/2006	Seamans	D2/969
D517,790 S *	3/2006	Seamans	D2/969
D522,723 S *	6/2006	Fuerst	D2/923
D525,419 S	7/2006	Seamans	
D528,271 S *	9/2006	Issler	D2/923
D529,263 S *	10/2006	Wolf	D2/923
D535,088 S *	1/2007	Seamans	D2/969
D543,341 S *	5/2007	Seamans	D2/969
D543,681 S *	6/2007	McCarthy	D2/969
D545,032 S *	6/2007	Wolf	D2/923

(56) **References Cited**

U.S. PATENT DOCUMENTS

1,392,350 A	10/1921	O'Brien	
2,180,924 A	11/1939	Dunbar	
2,470,089 A	5/1949	Booth	
D155,956 S	11/1949	Wood	
3,407,517 A	10/1968	Gessner	
3,698,107 A	10/1972	Fukuoka	
D228,266 S *	9/1973	Famolare	D2/926
4,032,611 A	6/1977	Fukuoka	
D247,073 S *	1/1978	Kane et al.	D2/926
D247,136 S *	2/1978	Mizoguchi	D2/907
D247,527 S *	3/1978	Foldes	D2/926
4,100,685 A	7/1978	Dassler	
4,408,401 A	10/1983	Seidel et al.	
4,476,600 A	10/1984	Seidel et al.	
4,888,887 A	12/1989	Solow	
4,967,750 A	11/1990	Cherniak	
D345,245 S	3/1994	McDonald	
D350,021 S *	8/1994	Stein	D2/969
D350,223 S	9/1994	Buckner	
5,369,895 A	12/1994	Hammerschmidt	
5,438,767 A	8/1995	Stein	
D365,673 S *	1/1996	Bradway	D2/908
5,528,841 A	6/1996	Pozzobon	
5,561,919 A	10/1996	Gill	

(Continued)

Primary Examiner—Dominic Simone
(74) *Attorney, Agent, or Firm*—Chase Law Firm, L.C.

(57) **CLAIM**

The ornamental design for a clog, as shown and described.

DESCRIPTION

FIG. 1 is a perspective view of a clog in accordance with the present invention;

FIG. 2 is a top view of the clog of FIG. 1;

FIG. 3 is a right side view of the clog of FIG. 1;

FIG. 4 is a left side view of the clog of FIG. 1;

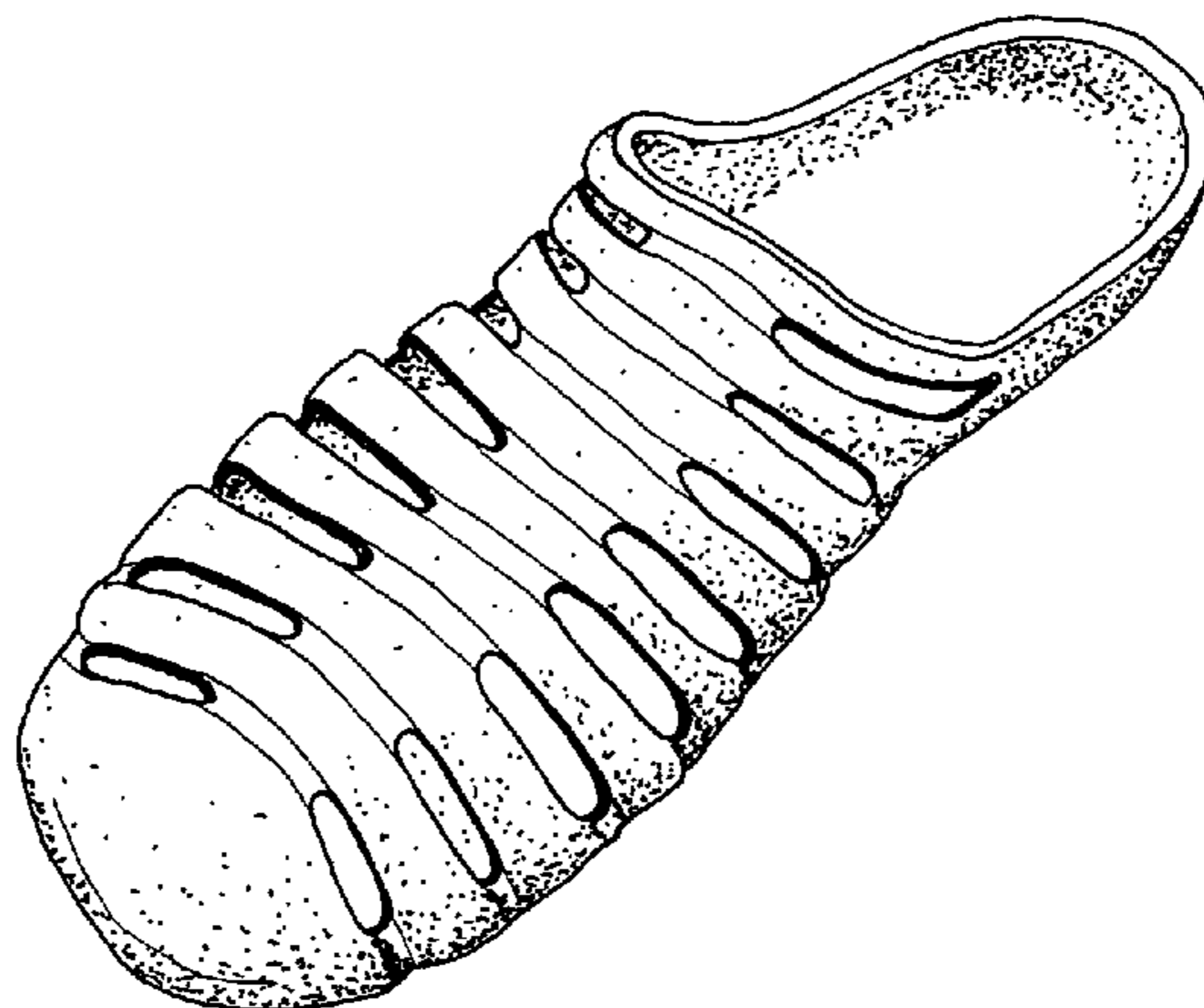
FIG. 5 is a front view of the clog of FIG. 1.;

FIG. 6 is a rear view of the clog of FIG. 1; and,

FIG. 7 is a bottom view of the clog of FIG. 1.

The broken lines in FIG. 7 are for illustrative purposes only and form no part of the claimed design.

1 Claim, 2 Drawing Sheets



US D575,489 S

Page 2

U.S. PATENT DOCUMENTS

D545,033 S *	6/2007	Wolf	D2/926	D562,533 S *	2/2008	Keen	D2/896
D548,443 S *	8/2007	Teteriatnikov	D2/969	D564,184 S *	3/2008	Issler	D2/896
D549,434 S *	8/2007	Seamans	D2/969	D564,743 S *	3/2008	Seamans	D2/969
D550,441 S *	9/2007	Seamans	D2/969	2006/0048407 A1	3/2006	Seamans	
D561,982 S *	2/2008	Hoyt	D2/896				

* cited by examiner

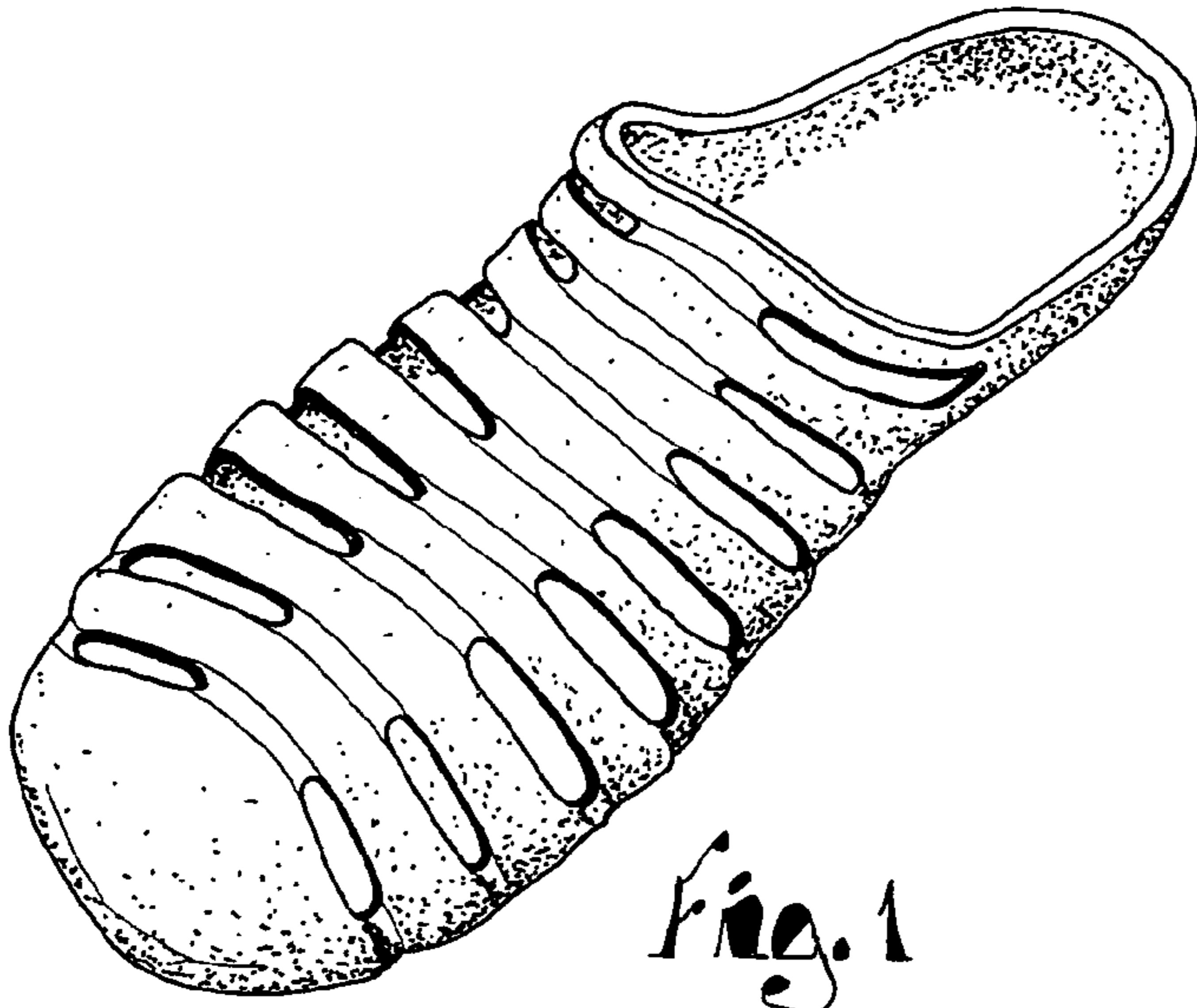


Fig. 1

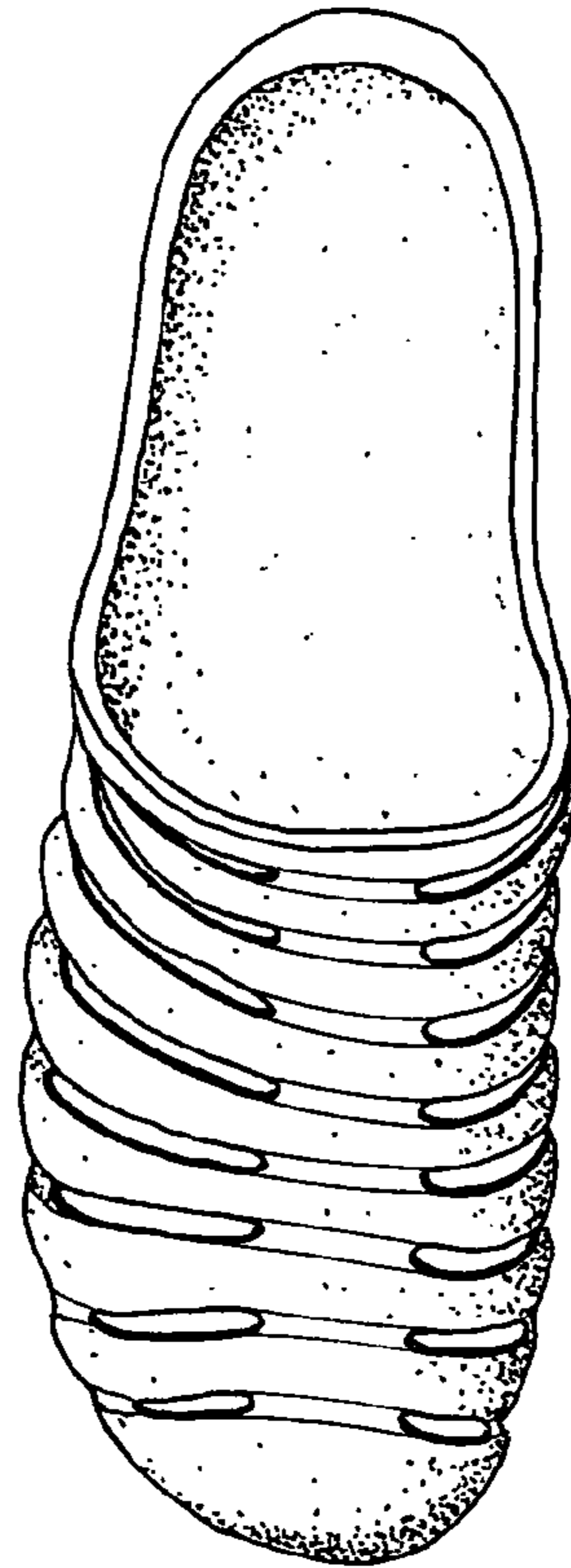


Fig. 2

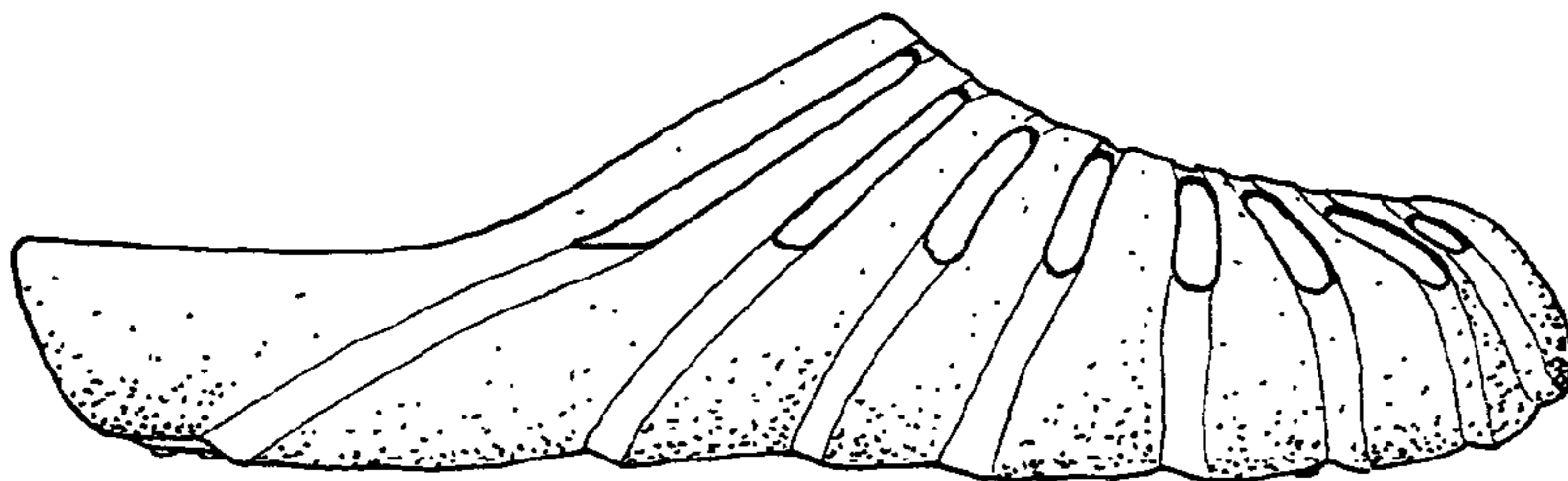


Fig. 3

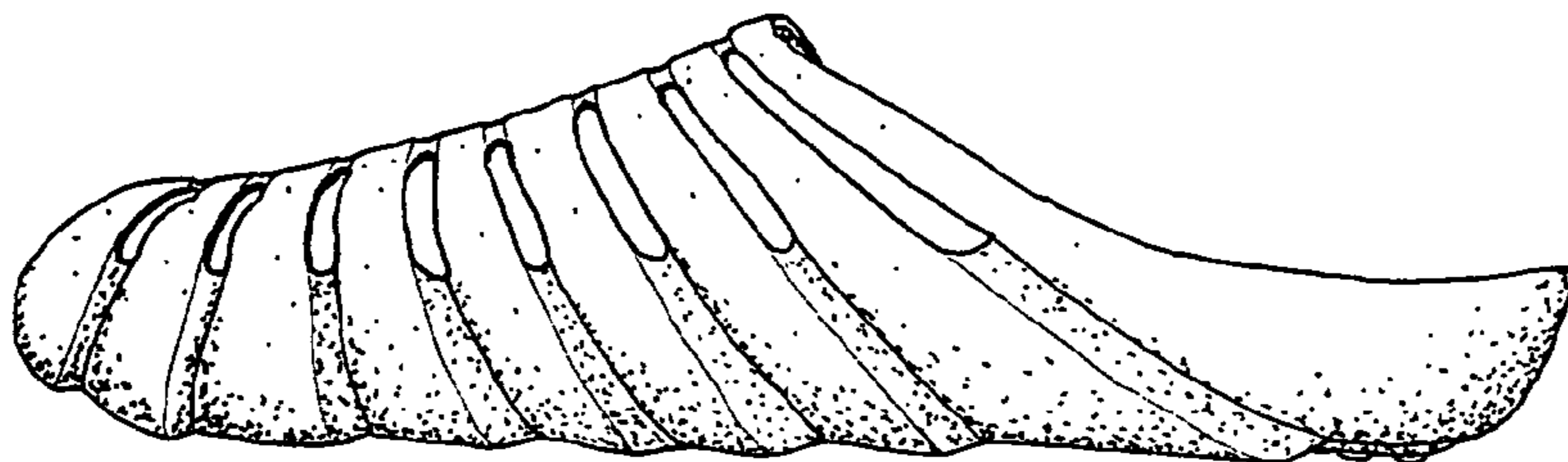


Fig. 4

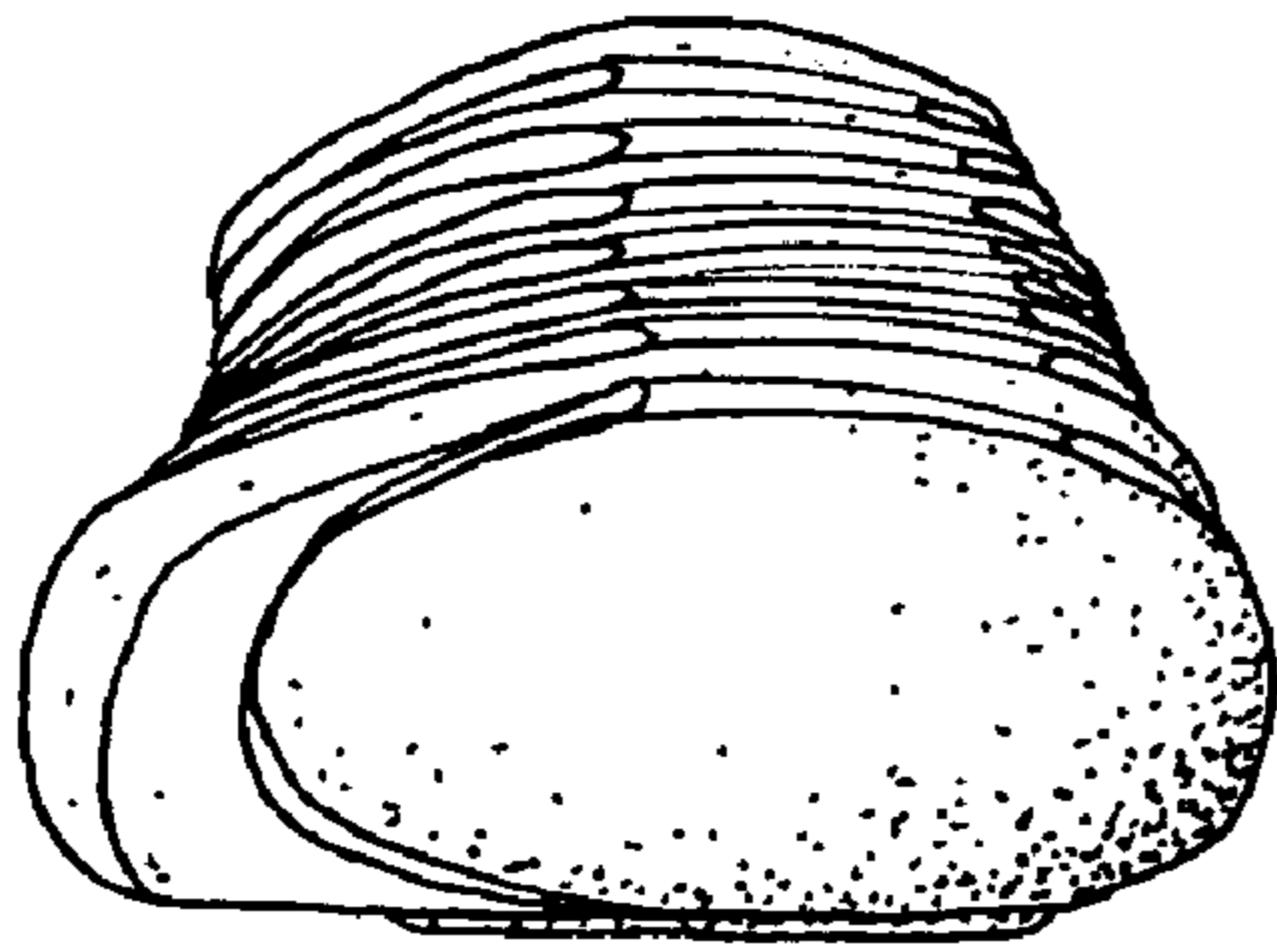


Fig. 5

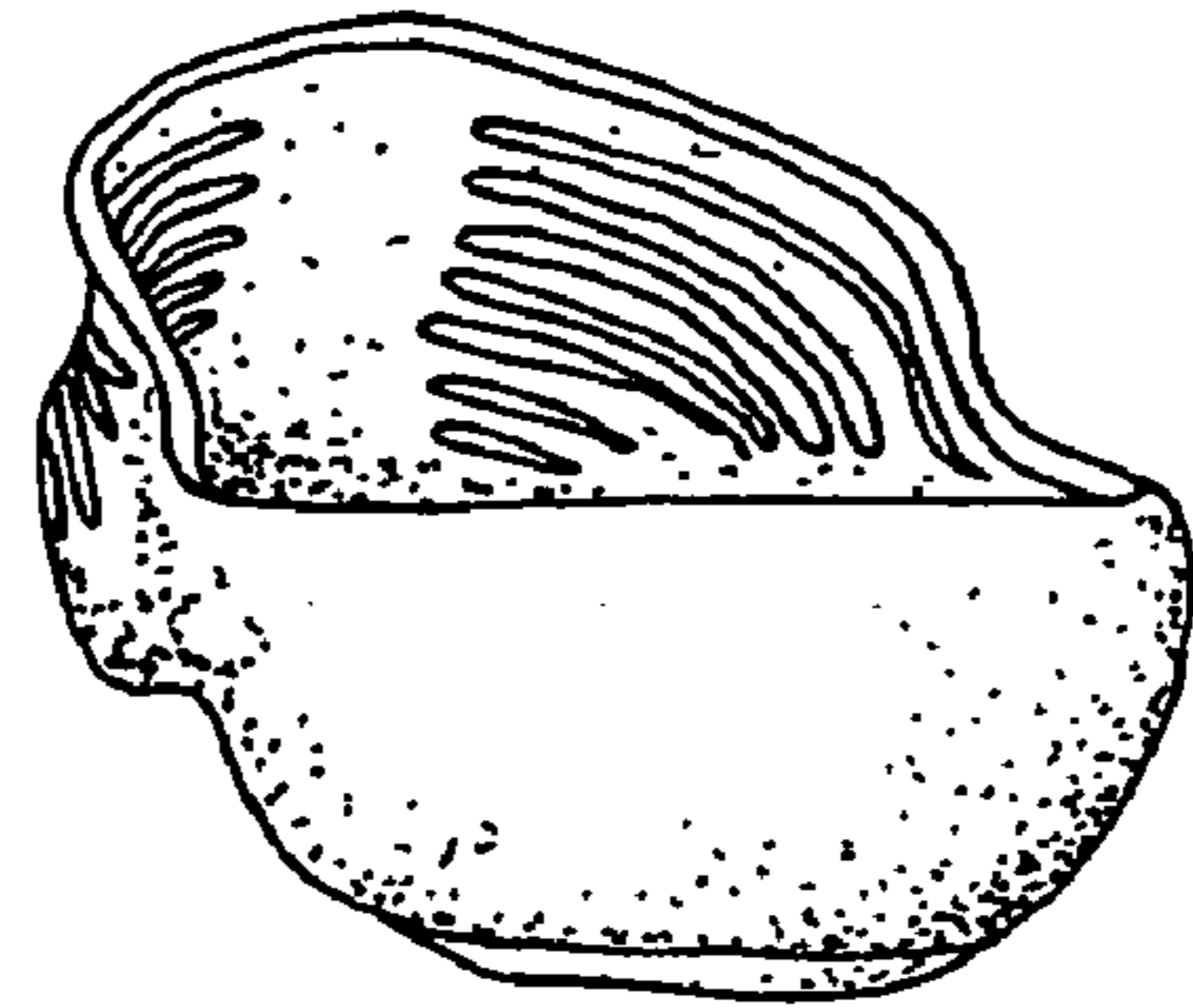


Fig. 6

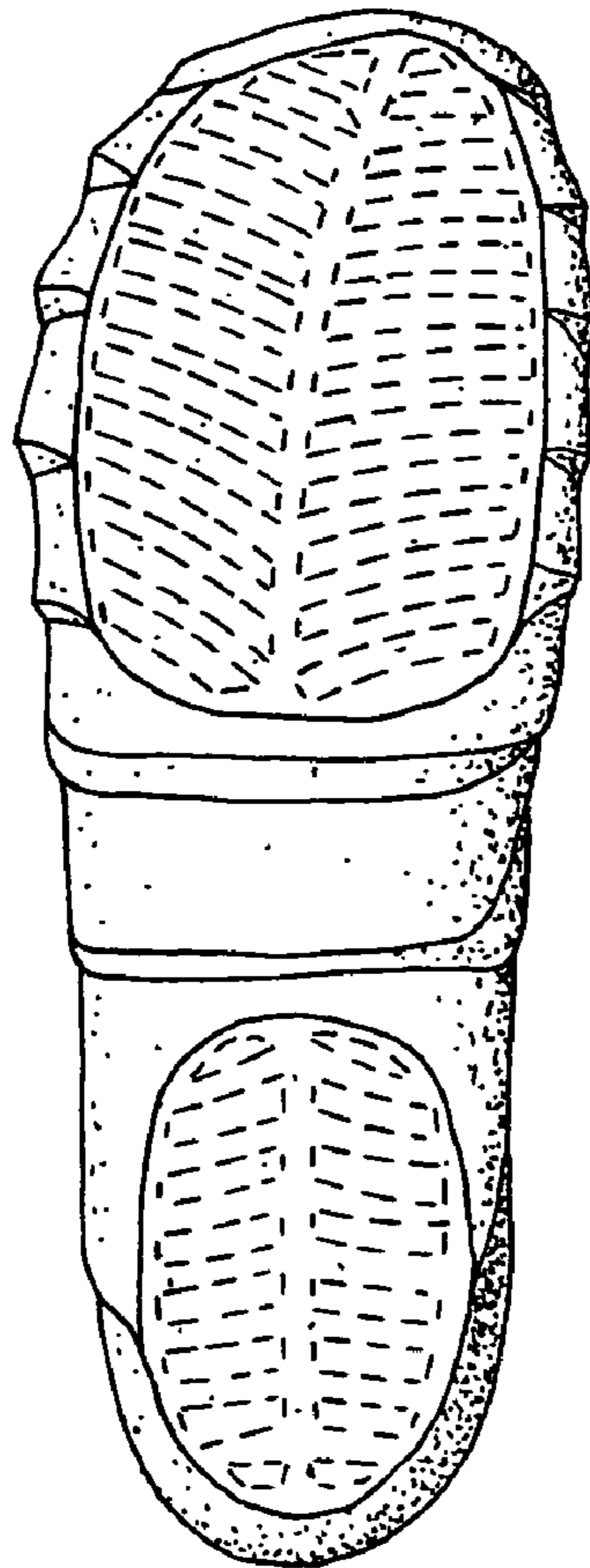


Fig. 7