



US00D575487S

(12) **United States Design Patent**
Carruthers

(10) **Patent No.:** **US D575,487 S**

(45) **Date of Patent:** **** Aug. 26, 2008**

(54) **REPLACEABLE SHOE CLEAT**

(75) **Inventor:** **Stephen M. Carruthers**, Monroe, CT (US)

(73) **Assignee:** **T-Pop Golf, LLC**, Monroe, CT (US)

(**) **Term:** **14 Years**

(21) **Appl. No.:** **29/273,710**

(22) **Filed:** **Mar. 12, 2007**

(51) **LOC (8) Cl.** **02-04**

(52) **U.S. Cl.** **D2/962; D2/946**

(58) **Field of Classification Search** D2/896,
D2/902, 946, 947, 950, 951, 952, 954, 956,
D2/961, 962, 963, 976; 36/92, 132, 133,
36/134, 135, 136

See application file for complete search history.

(56) **References Cited**

U.S. PATENT DOCUMENTS

| | | | | | | |
|----------|---|---|---------|----------|-------|--------|
| D407,893 | S | * | 4/1999 | McMullin | | D2/962 |
| D408,122 | S | * | 4/1999 | McMullin | | D2/962 |
| D439,397 | S | * | 3/2001 | Shieh | | D2/962 |
| D448,547 | S | * | 10/2001 | Savoie | | D2/962 |
| D450,915 | S | * | 11/2001 | McMullin | | D2/962 |
| D454,248 | S | * | 3/2002 | Savoie | | D2/962 |
| D459,866 | S | * | 7/2002 | Gan | | D2/962 |
| D468,084 | S | * | 1/2003 | Lin | | D2/962 |
| D510,179 | S | * | 10/2005 | McMullin | | D2/962 |
| D515,294 | S | * | 2/2006 | McMullin | | D2/962 |

| | | | | | | |
|--------------|----|---|---------|--------------|-------|--------|
| D517,292 | S | * | 3/2006 | McMullin | | D2/962 |
| 7,040,043 | B2 | * | 5/2006 | McMullin | | 36/127 |
| 2002/0078603 | A1 | * | 6/2002 | Schmitt, Jr. | | 36/134 |
| 2003/0131502 | A1 | * | 7/2003 | Terashima | | 36/127 |
| 2004/0040182 | A1 | * | 3/2004 | McMullin | | 36/134 |
| 2005/0034334 | A1 | * | 2/2005 | McMullin | | 36/134 |
| 2005/0108902 | A1 | * | 5/2005 | McMullin | | 36/127 |
| 2007/0101618 | A1 | * | 5/2007 | Peake | | 36/134 |
| 2007/0277399 | A1 | * | 12/2007 | Dow et al. | | 36/134 |

* cited by examiner

Primary Examiner—Stella M. Reid

Assistant Examiner—Elizabeth J Oswecki

(74) *Attorney, Agent, or Firm*—Philip T. Virga

(57) **CLAIM**

The ornamental design for a replaceable shoe cleat, substantially as shown and described.

DESCRIPTION

FIG. 1 is a perspective view of a replaceable shoe cleat showing my new design;

FIG. 2 is a front elevational view thereof;

FIG. 3 is a top plan view thereof;

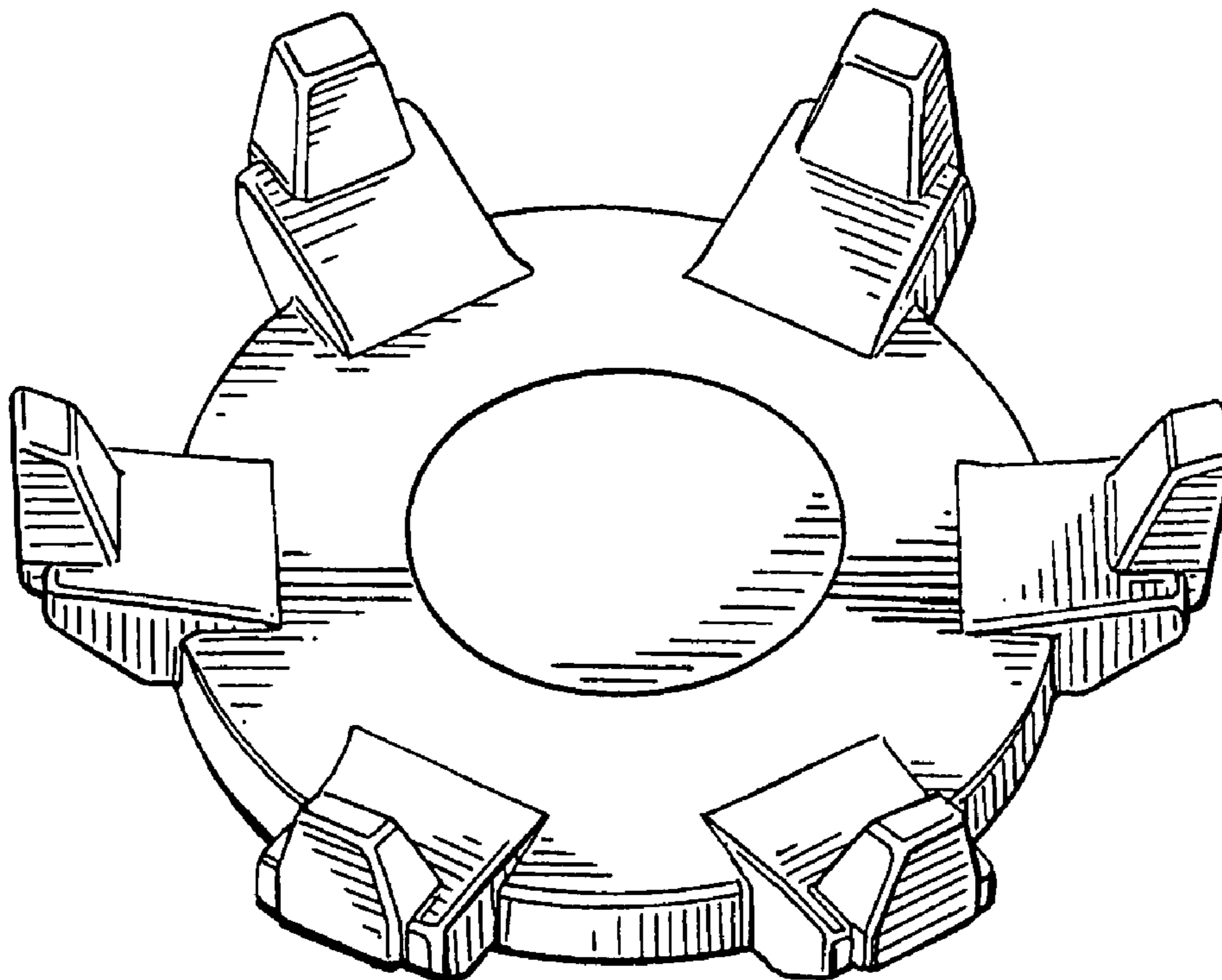
FIG. 4 is a rear elevation view thereof;

FIG. 5 is a bottom plan view thereof;

FIG. 6 is a right side elevation view thereof; and,

FIG. 7 is a left side elevation view thereof.

1 Claim, 4 Drawing Sheets



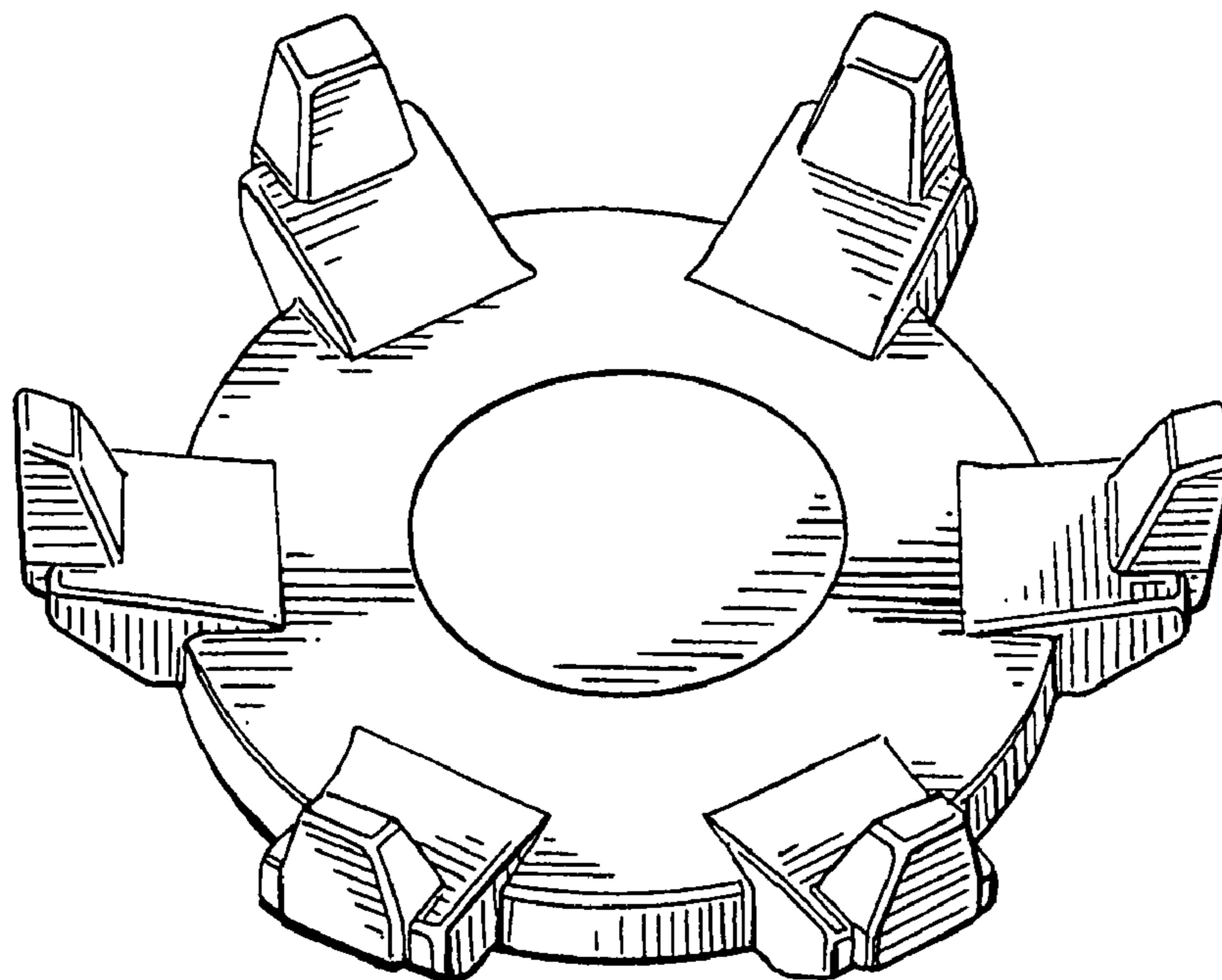


FIG. 1




FIG. 2

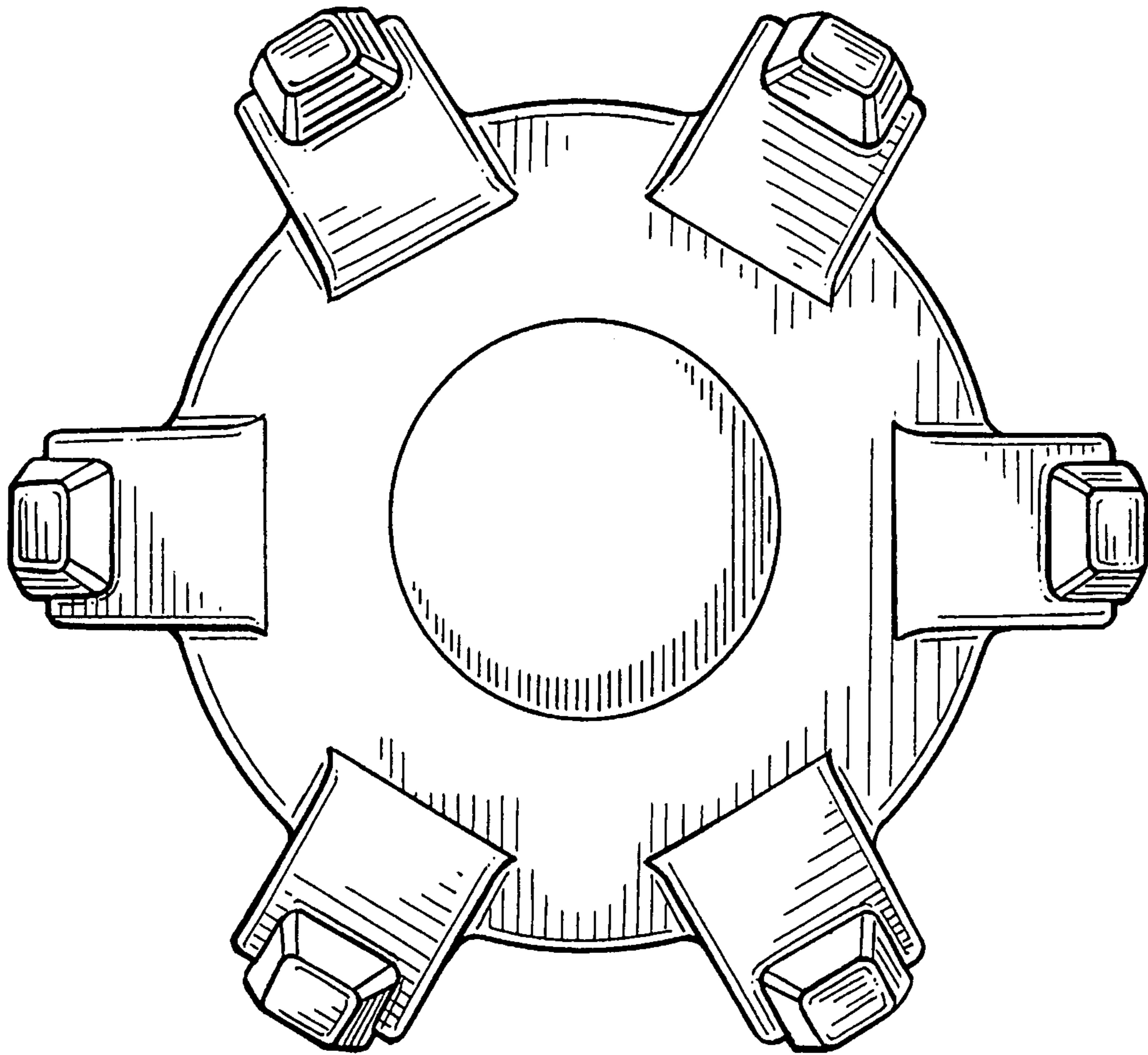


FIG. 3




FIG. 4

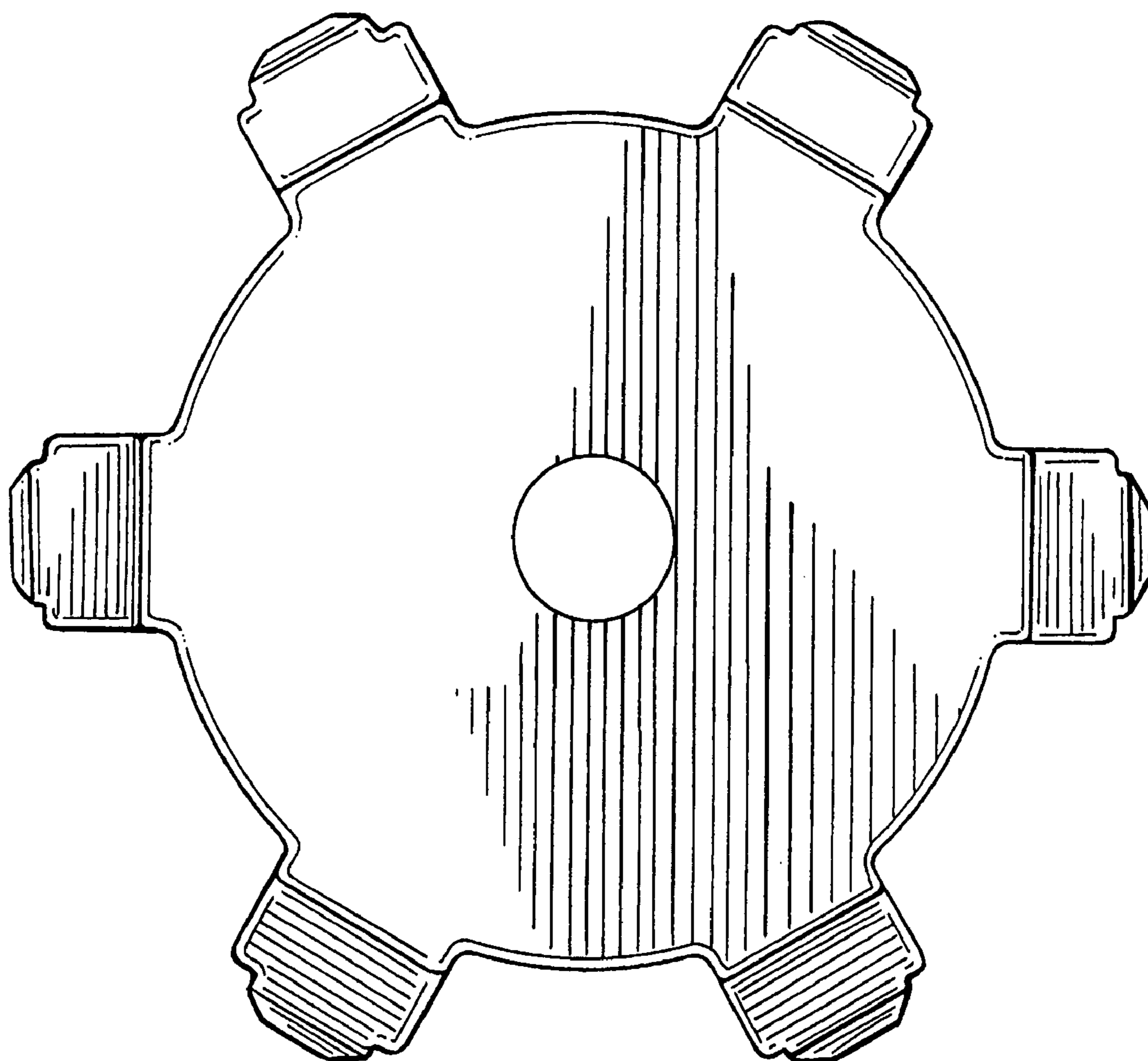


FIG. 5




FIG. 6




FIG. 7