



US00D575486S

(12) **United States Design Patent**
Yamashita et al.

(10) **Patent No.:** **US D575,486 S**
(45) **Date of Patent:** **** Aug. 26, 2008**

(54) **PAIR OF SHOE OUTSOLES**

(75) Inventors: **Hidenori Yamashita**, Kobe (JP); **Shuhei Takemura**, Kobe (JP)

(73) Assignee: **ASICS Corporation**, Kobe (JP)

(**) Term: **14 Years**

(21) Appl. No.: **29/292,968**

(22) Filed: **Nov. 5, 2007**

(30) **Foreign Application Priority Data**

May 11, 2007 (EM) 000724190-0008

(51) **LOC (8) Cl.** **02-04**

(52) **U.S. Cl.** **D2/953; D2/954; D2/957; D2/960**

(58) **Field of Classification Search** D2/902, D2/906, 908, 947, 951-960; D5/1, 47, 61; 36/3 B, 22 R, 24.5, 25 R, 28, 32 R, 67 A, 36/59 C, 103

See application file for complete search history.

(56) **References Cited**

U.S. PATENT DOCUMENTS

D331,489 S *	12/1992	Takaoka	D2/960
D495,859 S *	9/2004	Kubo et al.	D2/960
D496,148 S *	9/2004	Kayano et al.	D2/959
D497,705 S *	11/2004	Turner	D2/954
D512,208 S *	12/2005	Kubo et al.	D2/960
D512,819 S *	12/2005	Usuki et al.	D2/953
D512,827 S *	12/2005	Usuki et al.	D2/977
D512,828 S *	12/2005	Kubo et al.	D2/977
D520,732 S *	5/2006	Mitani et al.	D2/977

D542,522 S *	5/2007	Fujita et al.	D2/977
D546,532 S *	7/2007	Matis et al.	D2/953
D553,846 S *	10/2007	Kayano et al.	D2/977

* cited by examiner

Primary Examiner—Celia A Murphy

(74) *Attorney, Agent, or Firm*—Michael E. Zall

(57) **CLAIM**

We claim the ornamental design for a pair of shoe outsoles, as shown and described.

DESCRIPTION

FIG. 1 is a perspective view of the shoe outsole of this invention as seen from the bottom, wherein the broken lines do not constitute a part of the claimed design;

FIG. 2 is another perspective view of the shoe outsole of this invention as seen from bottom;

FIG. 3 is a left side elevational view of the shoe outsole of this invention;

FIG. 4 is a right side elevational view of the shoe outsole of this invention;

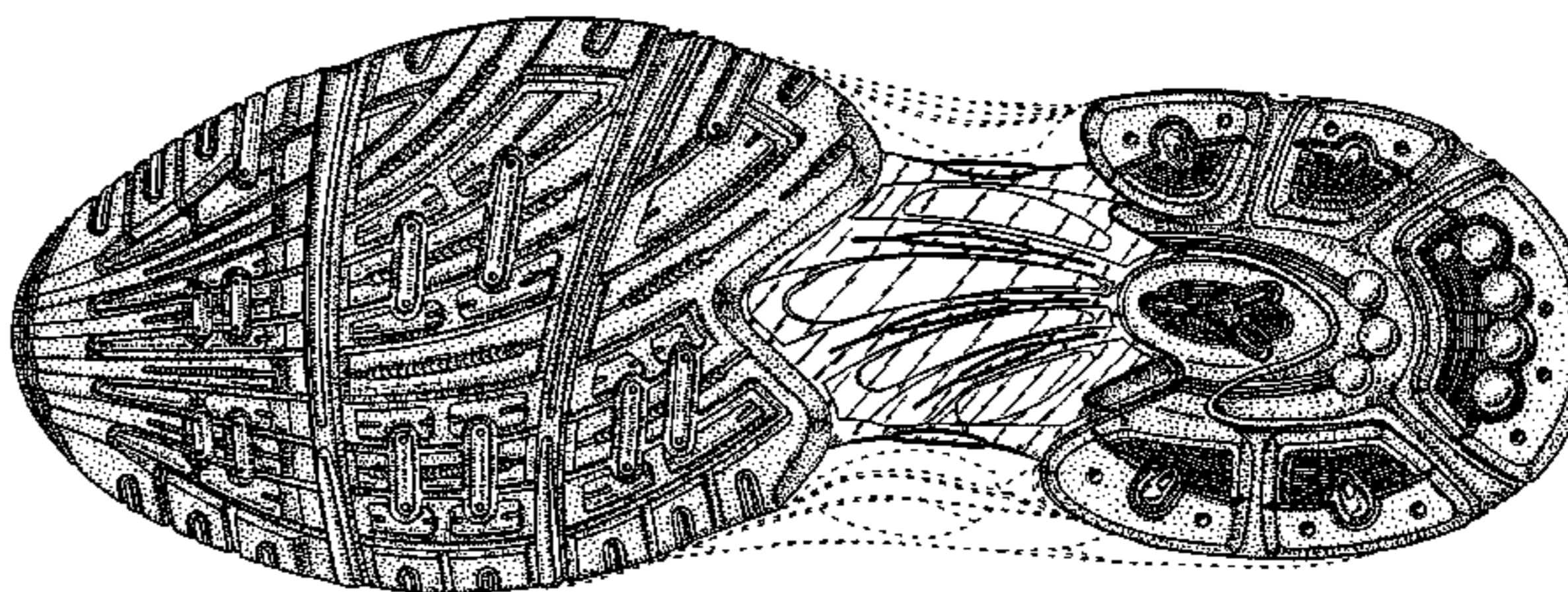

FIG. 5 is a bottom plan view of the shoe Outsole of this invention;

FIG. 6 is a rear elevational view of the shoe outsole of this invention; and,

FIG. 7 is a front elevational view of the shoe outsole of this invention.

The Shoe Outsole for the other foot is the mirror image of the embodiment shown.

1 Claim, 6 Drawing Sheets



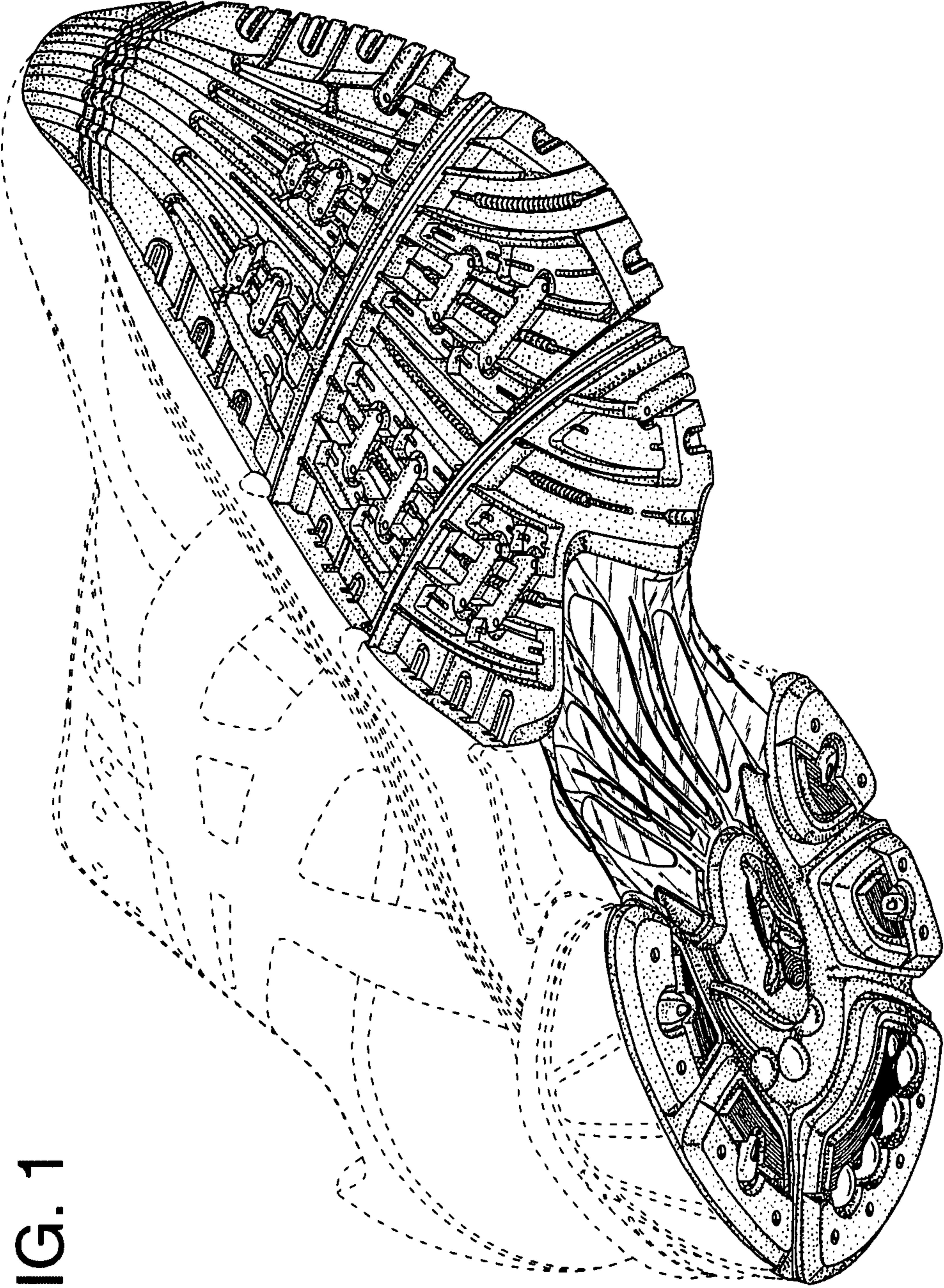


FIG. 1

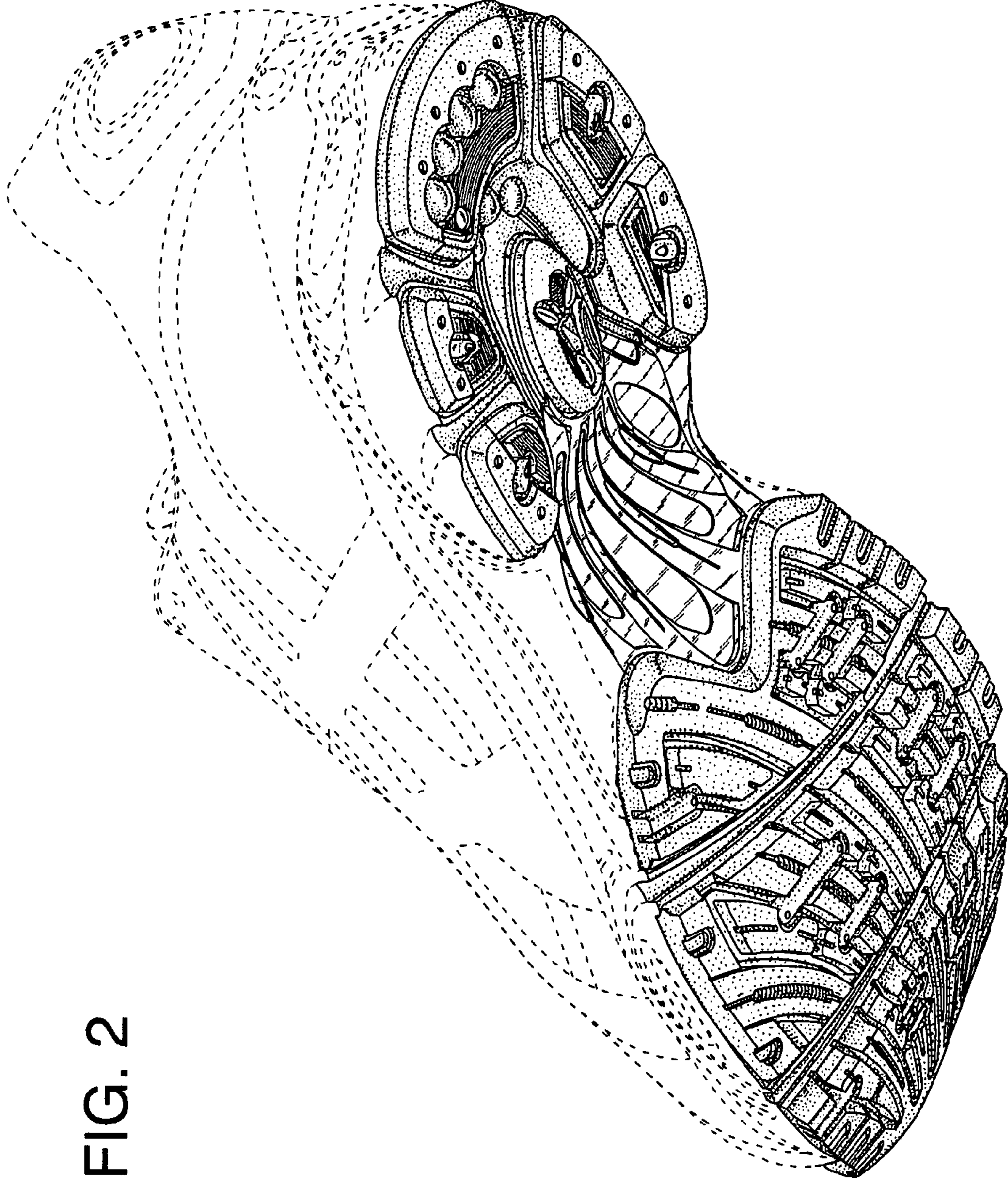


FIG. 2

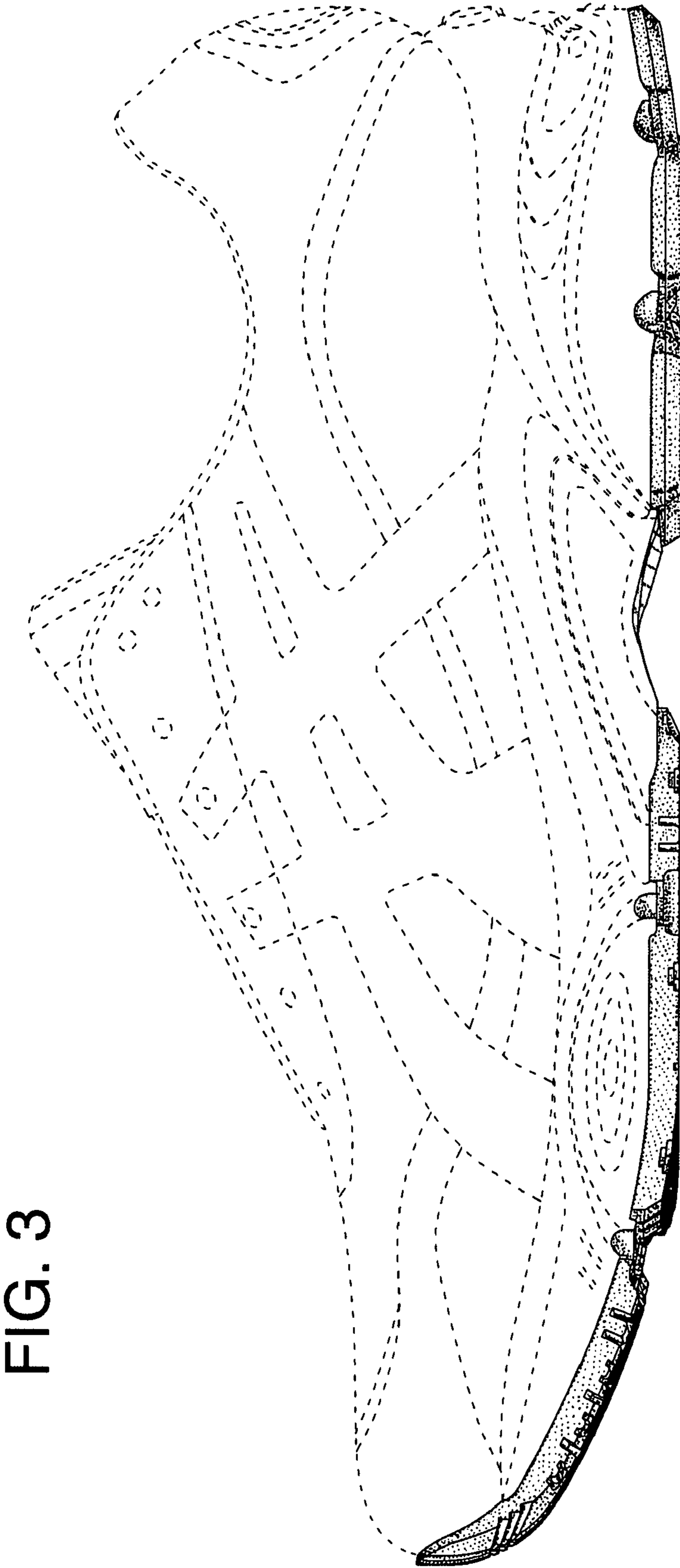


FIG. 3

FIG. 4

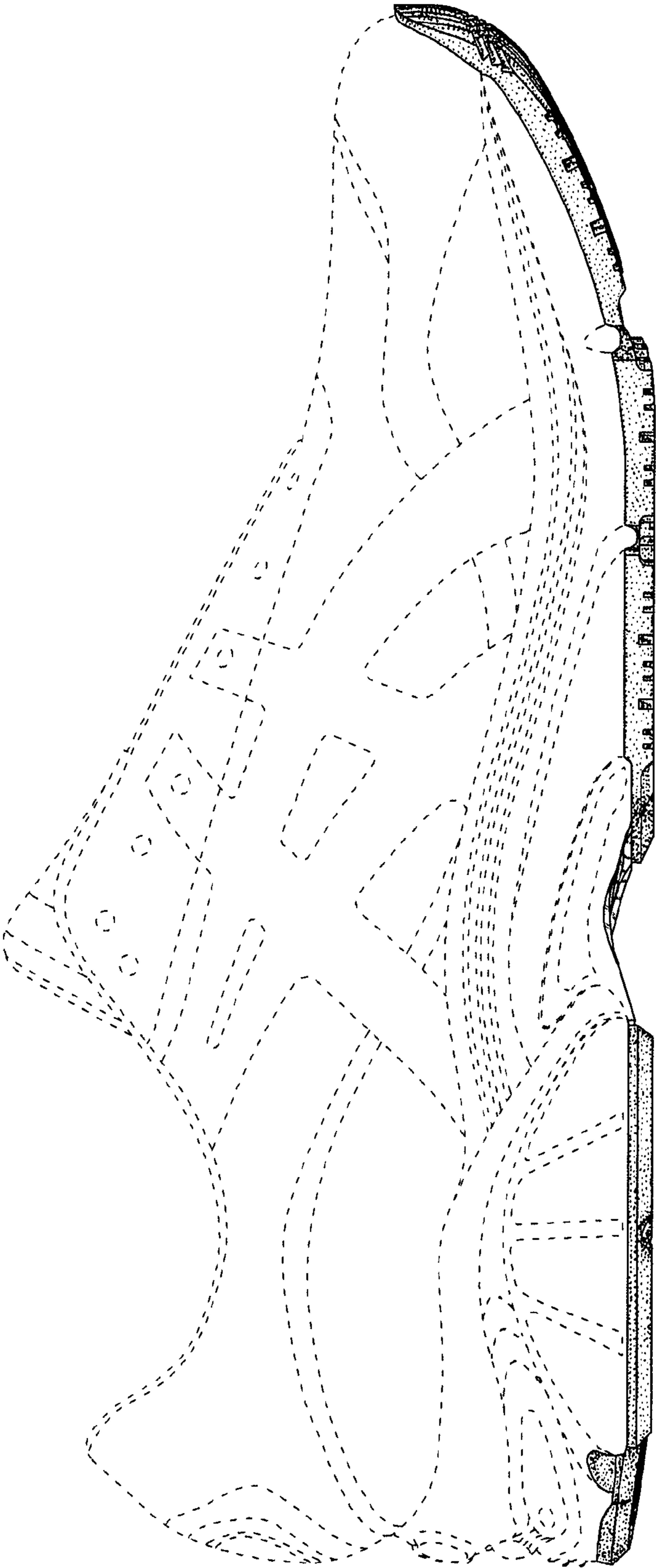


FIG. 5

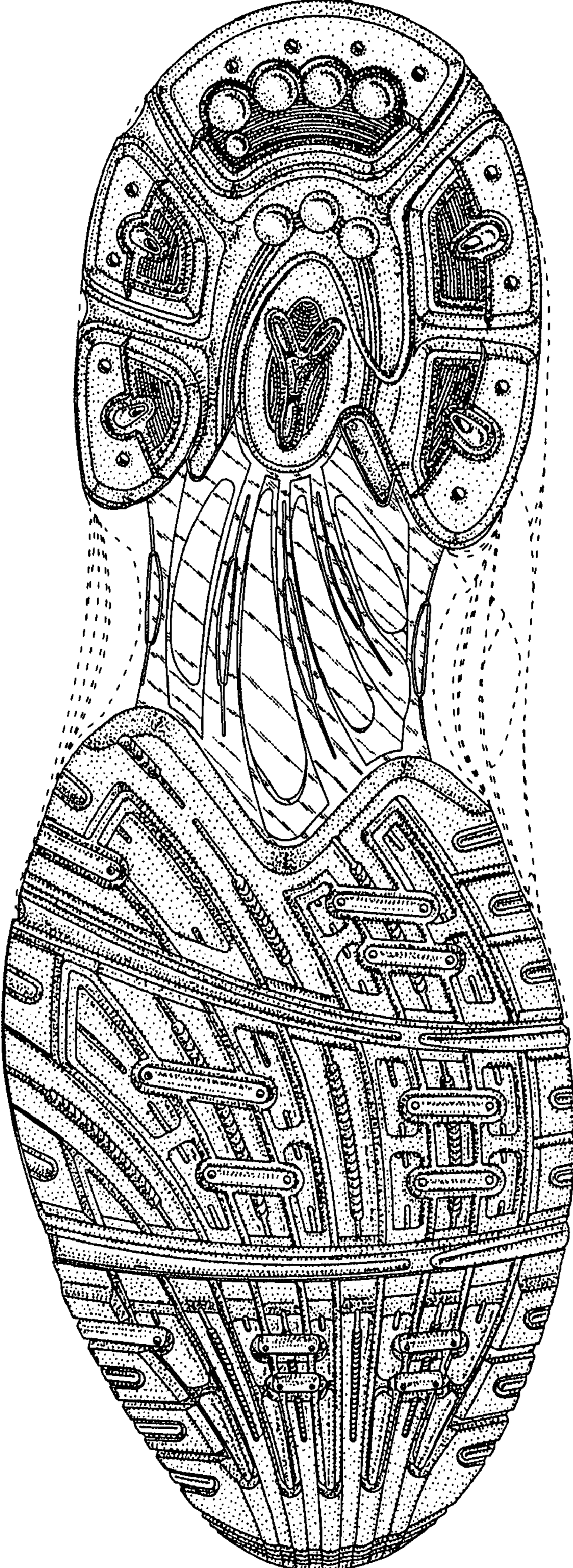


FIG. 6

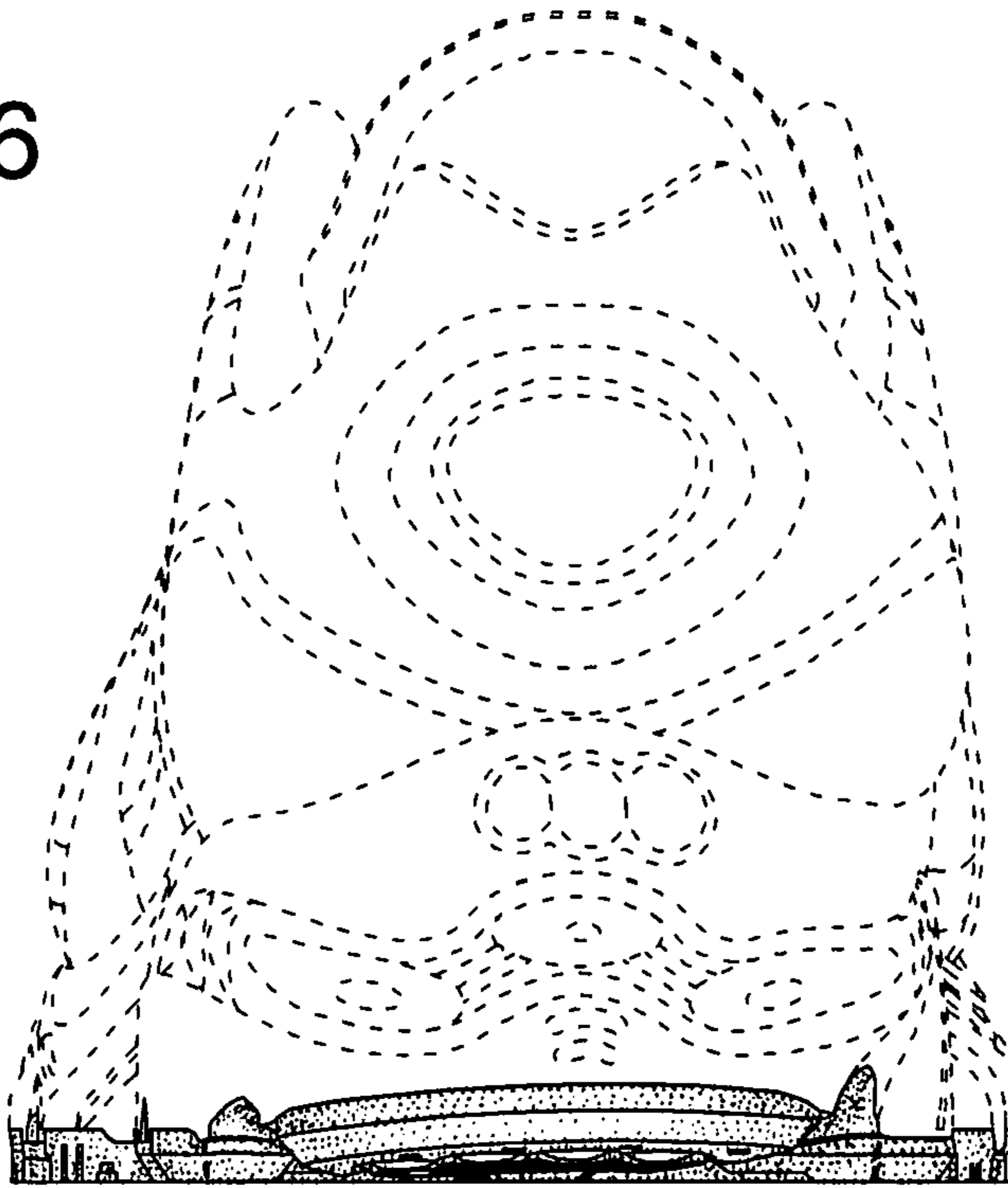


FIG. 7

