



US00D575479S

(12) **United States Design Patent**
Bengyak

(10) **Patent No.:** **US D575,479 S**

(45) **Date of Patent:** **** Aug. 26, 2008**

(54) **SLEEVE**

(76) **Inventor:** **Christopher E. Bengyak**, 3030 10th Ct.,
Vero Beach, FL (US) 32960

(**) **Term:** **14 Years**

(21) **Appl. No.:** **29/295,675**

(22) **Filed:** **Oct. 3, 2007**

(51) **LOC (8) Cl.** **02-02**

(52) **U.S. Cl.** **D2/858**

(58) **Field of Classification Search** D2/844,
D2/853, 858; 2/125–126, 158, 268–269
See application file for complete search history.

(56) **References Cited**

U.S. PATENT DOCUMENTS

D22,284 S *	3/1893	Cohen	D2/853
4,980,929 A *	1/1991	Long	2/125
5,669,077 A *	9/1997	Stewart	2/227
D422,397 S *	4/2000	Cohen	D2/858
6,247,178 B1 *	6/2001	Bilda	2/69
D446,382 S *	8/2001	Mongold	D2/610
D463,092 S *	9/2002	Perez	D2/717
D474,323 S *	5/2003	Carter	D2/717

* cited by examiner

Primary Examiner—Ian Simmons

Assistant Examiner—Anna J Burmeister

(74) *Attorney, Agent, or Firm*—Michael C. Cesarano;
Feldman Gale P.A.

(57) **CLAIM**

The ornamental design for a sleeve, as shown and described.

DESCRIPTION

FIG. 1 is a front elevational view of a sleeve of Embodiment 1, showing my new design;

FIG. 2 is a top plan rear elevational view thereof;

FIG. 3 is a bottom plan view thereof;

FIG. 4 is a right side elevational view thereof, shown with an unclaimed wearer;

FIG. 5 is a left side elevational view thereof, shown with an unclaimed wearer;

FIG. 6 is a front elevational view of a sleeve of Embodiment 2, showing my new design;

FIG. 7 is a top plan view thereof;

FIG. 8 is a bottom plan view thereof;

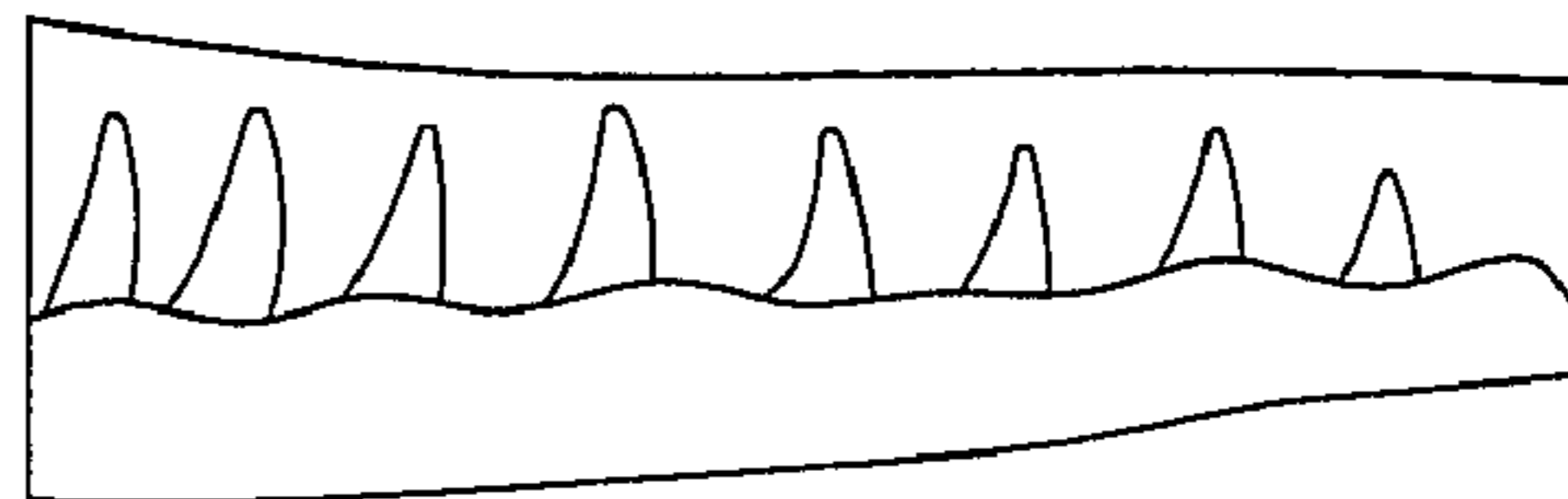
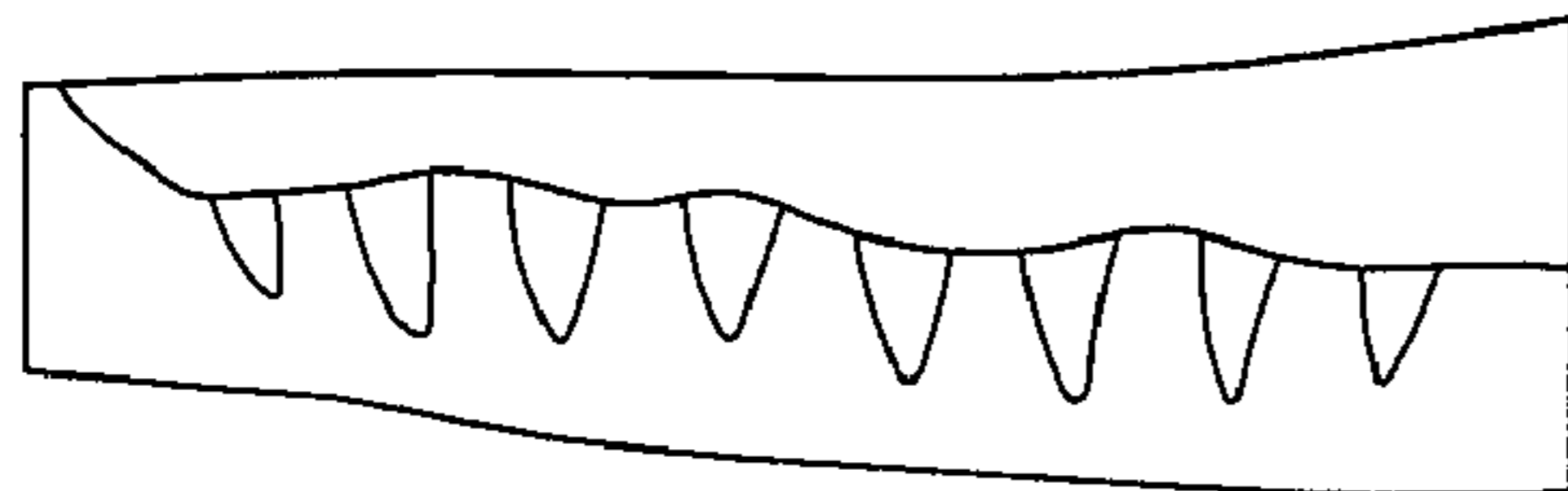
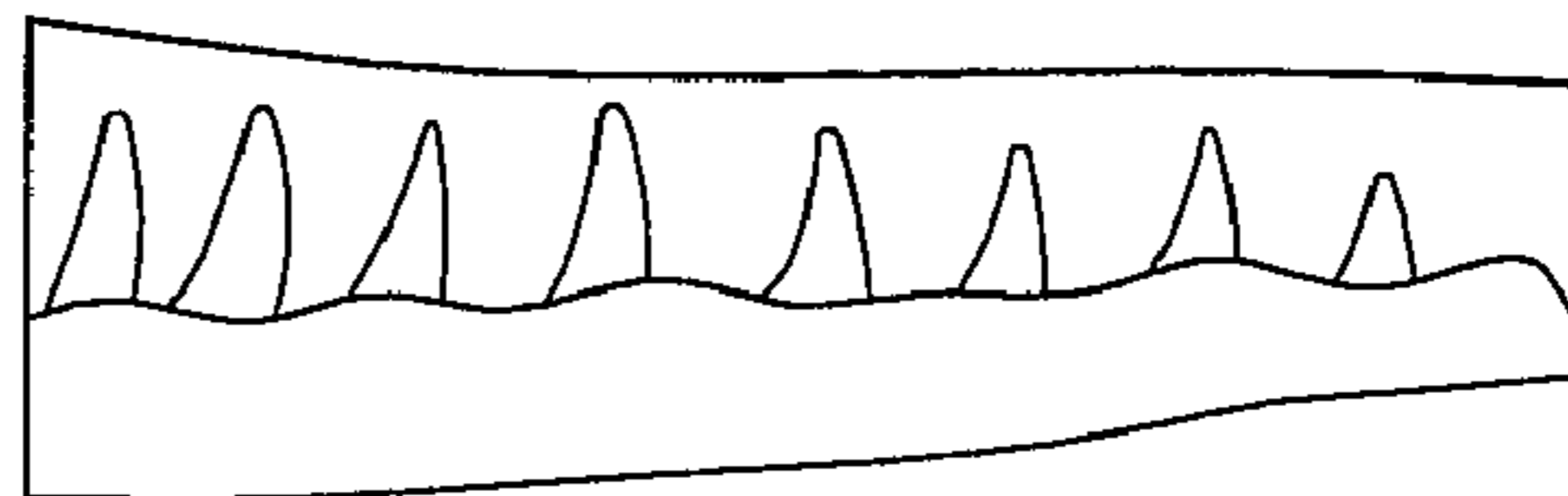
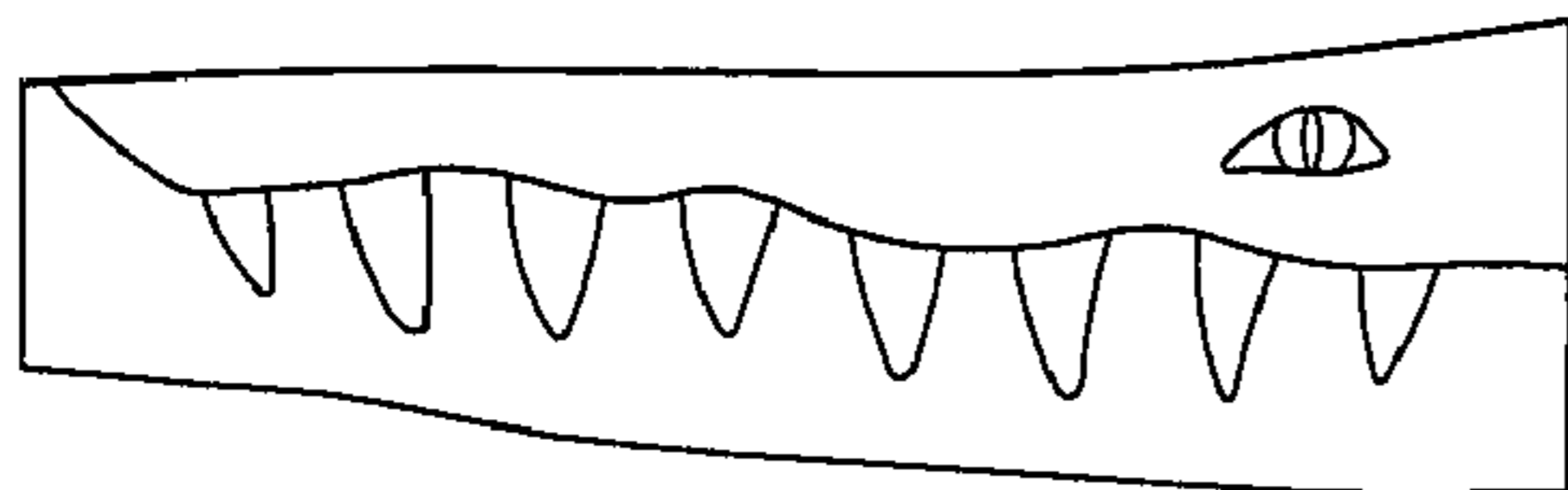
FIG. 9 is a right side elevational view thereof, shown with an unclaimed wearer; and,

FIG. 10 is a left side elevational view thereof, shown with an unclaimed wearer.

The “Sleeves with Jaws” shirt design is characterized by an animal jaw on each sleeve.

The broken lines shown in the drawings are for illustrative purposes only and form no part of the claimed design.

1 Claim, 4 Drawing Sheets



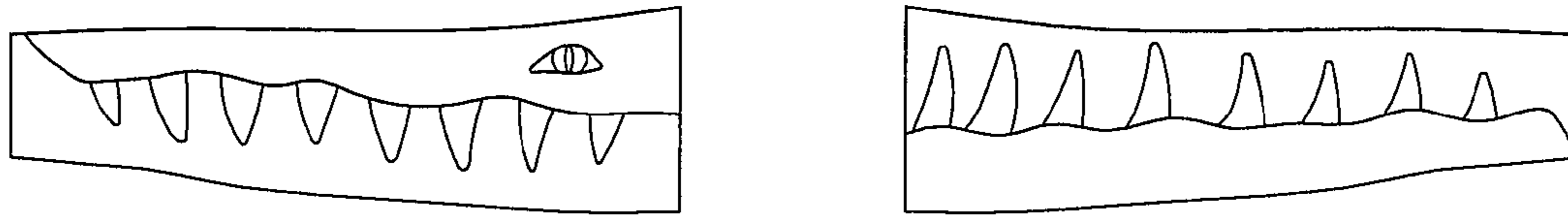


FIG. 1



FIG. 2



FIG. 3

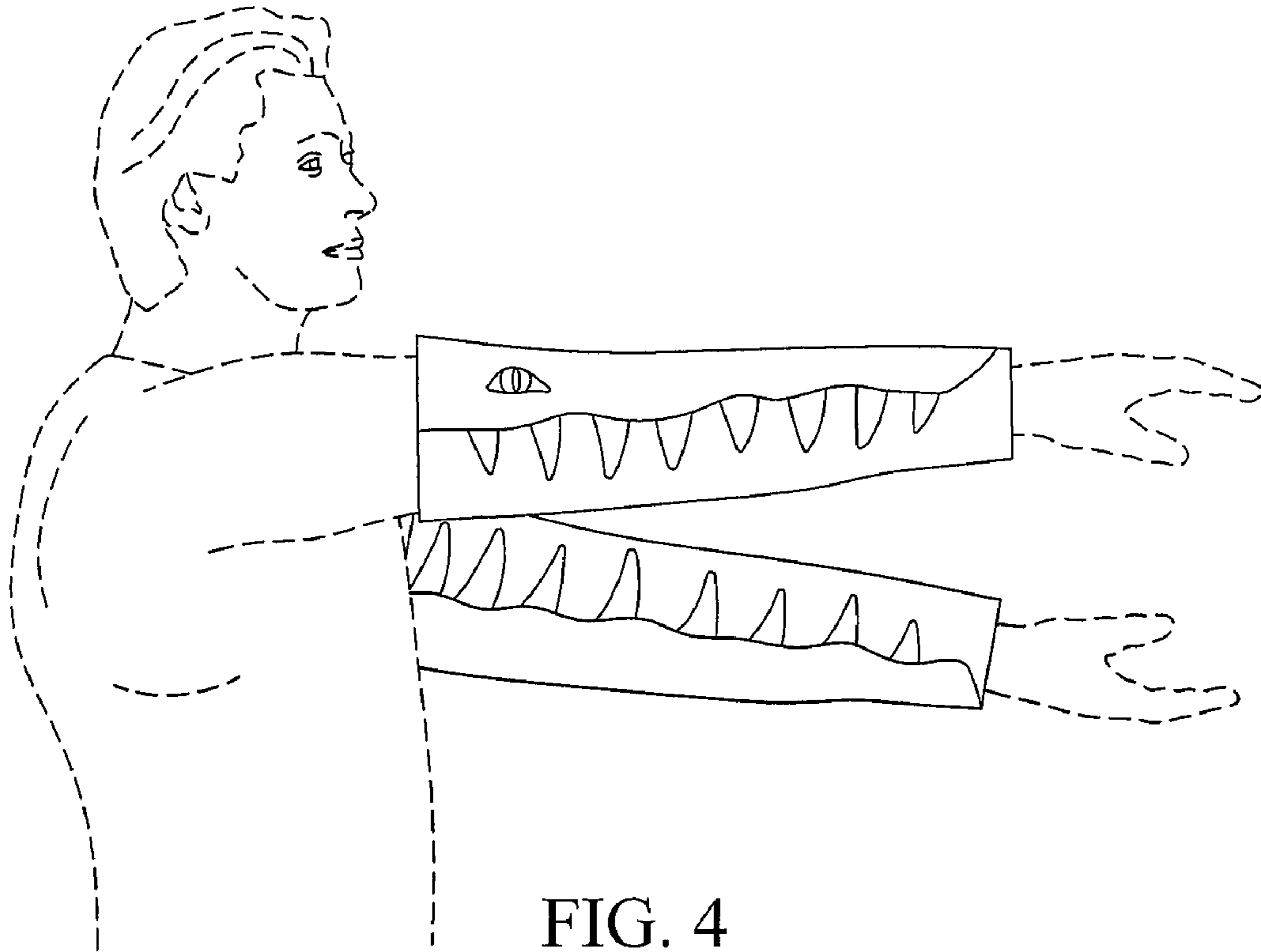


FIG. 4

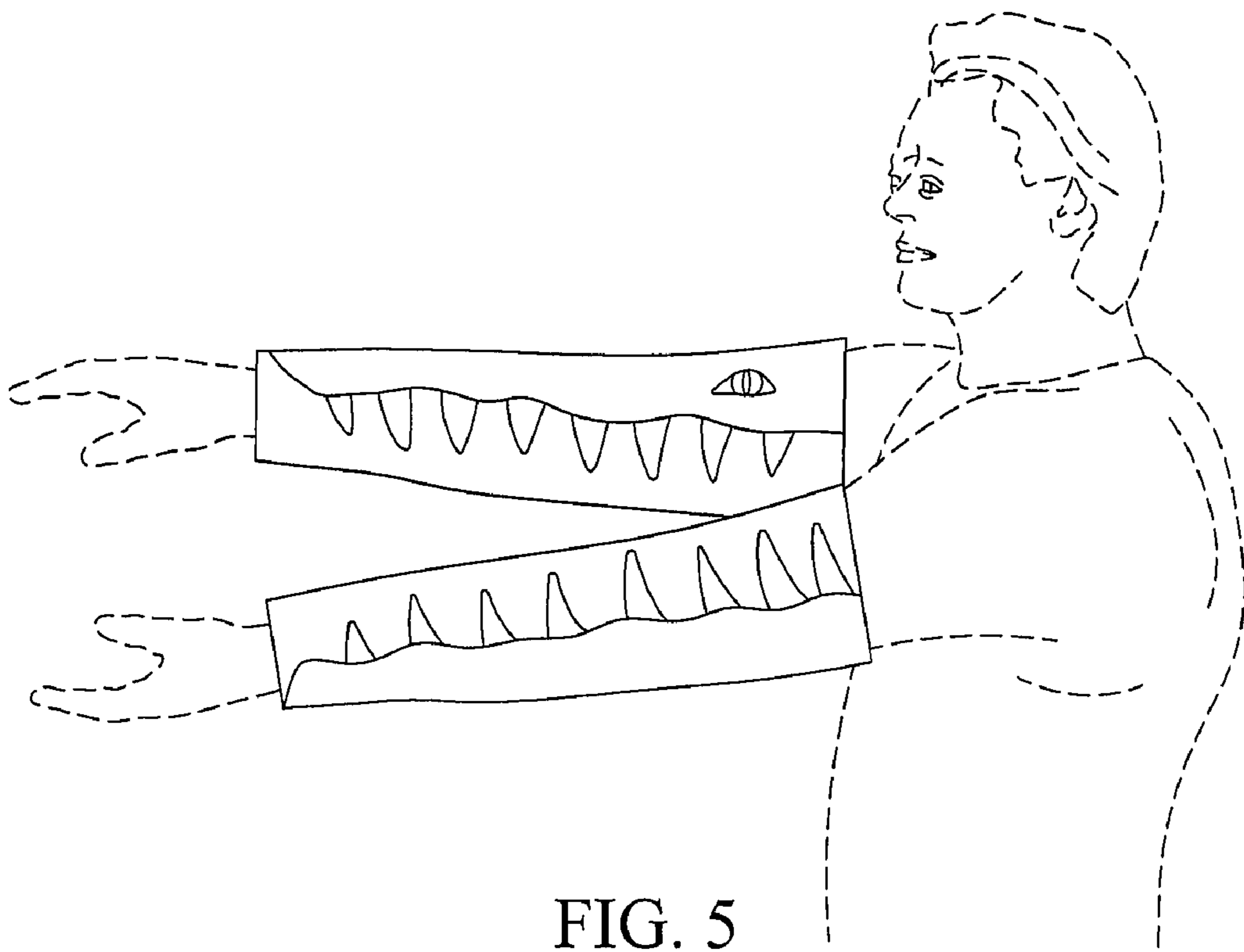


FIG. 5



FIG. 6



FIG. 7



FIG. 8

