

US00D575477S

(12) **United States Design Patent**
Eitler et al.

(10) **Patent No.:** **US D575,477 S**
(45) **Date of Patent:** **** Aug. 26, 2008**

(54) **CONFECTIONERY**

(75) Inventors: **Hugo Eitler**, Breitenbrunn (AT); **Bert Van Dijk**, Keldonk (NL); **Jan Arts**, Haren (NL); **Tineke Leijdens**, Veghel (NL); **Nathalie Matysiak**, 'S-Hertogenbosch (NL)

(73) Assignee: **MARS, Incorporated**, McLean, VA (US)

(**) Term: **14 Years**

(21) Appl. No.: **29/287,915**

(22) Filed: **Oct. 2, 2007**

Related U.S. Application Data

(62) Division of application No. 29/262,762, filed on Jul. 10, 2006, now Pat. No. Des. 561,426.

(30) **Foreign Application Priority Data**

Jan. 10, 2006 (EM) 000462049-0001
Jan. 10, 2006 (EM) 000462049-0002

(51) **LOC (8) Cl.** **01-01**

(52) **U.S. Cl.** **D1/127; D1/121; D1/125**

(58) **Field of Classification Search** D1/100-1, D1/121, 125, 127-8, 130, 199; 426/76, 103, 426/122, 144, 660, 512, 515; D21/386; D24/101, D24/104; D28/8.1

See application file for complete search history.

(56) **References Cited**

U.S. PATENT DOCUMENTS

D65,129 S 7/1924 Matson
D88,109 S 10/1932 Reiche
2,082,312 A 6/1937 Todd
2,246,770 A 6/1941 Wessel
D131,946 S 4/1942 Hale
2,770,547 A * 11/1956 Peters 426/87

D231,417 S 4/1974 Maiola
D266,030 S 9/1982 Madonia
4,525,373 A 6/1985 Hosaka
D309,520 S 7/1990 Thomassen et al.
5,160,754 A 11/1992 Hayashi et al.
D358,927 S * 6/1995 Davis et al. D1/125
D360,969 S * 8/1995 Uecker et al. D1/125
D404,887 S 2/1999 Prins
D429,053 S 8/2000 Barkett
D429,866 S 8/2000 Zhang et al.
6,383,535 B1 * 5/2002 Sheen et al. 426/102
D469,238 S * 1/2003 Bedi et al. D1/121
D534,331 S * 1/2007 Axelrod D1/121
D561,426 S * 2/2008 Eitler et al. D1/127

OTHER PUBLICATIONS

http://web.archive.org/web/20041125113710/http://www.valgourmand.com/v/c/c_mars_05790.jpg, Nov. 25, 2004.

* cited by examiner

Primary Examiner—Robin V. Webster

Assistant Examiner—Karen E Kearney

(74) *Attorney, Agent, or Firm*—Arent Fox LLP

(57) **CLAIM**

The ornamental design for a confectionery, as shown and described.

DESCRIPTION

FIG. 1 is a perspective view of a first embodiment of a confectionery, showing our new design;

FIG. 2 is a front side elevational view of the first embodiment of the confectionery;

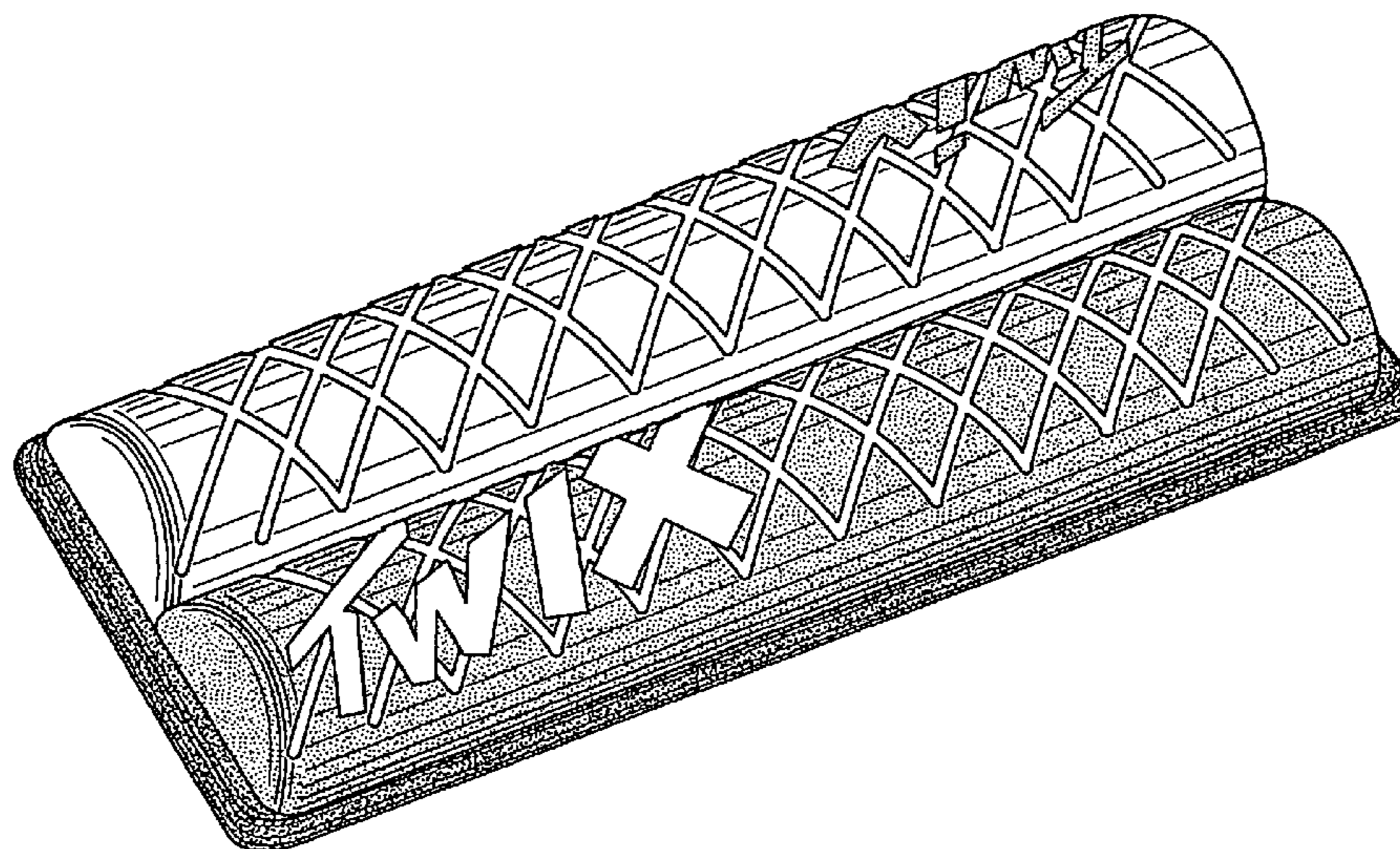
FIG. 3 is a rear side elevational view thereof;

FIG. 4 is a top plan view of the first embodiment thereof;

FIG. 5 is a right side elevational view of the first embodiment of the confectionery; and,

FIG. 6 is a left side elevational view thereof.

1 Claim, 3 Drawing Sheets



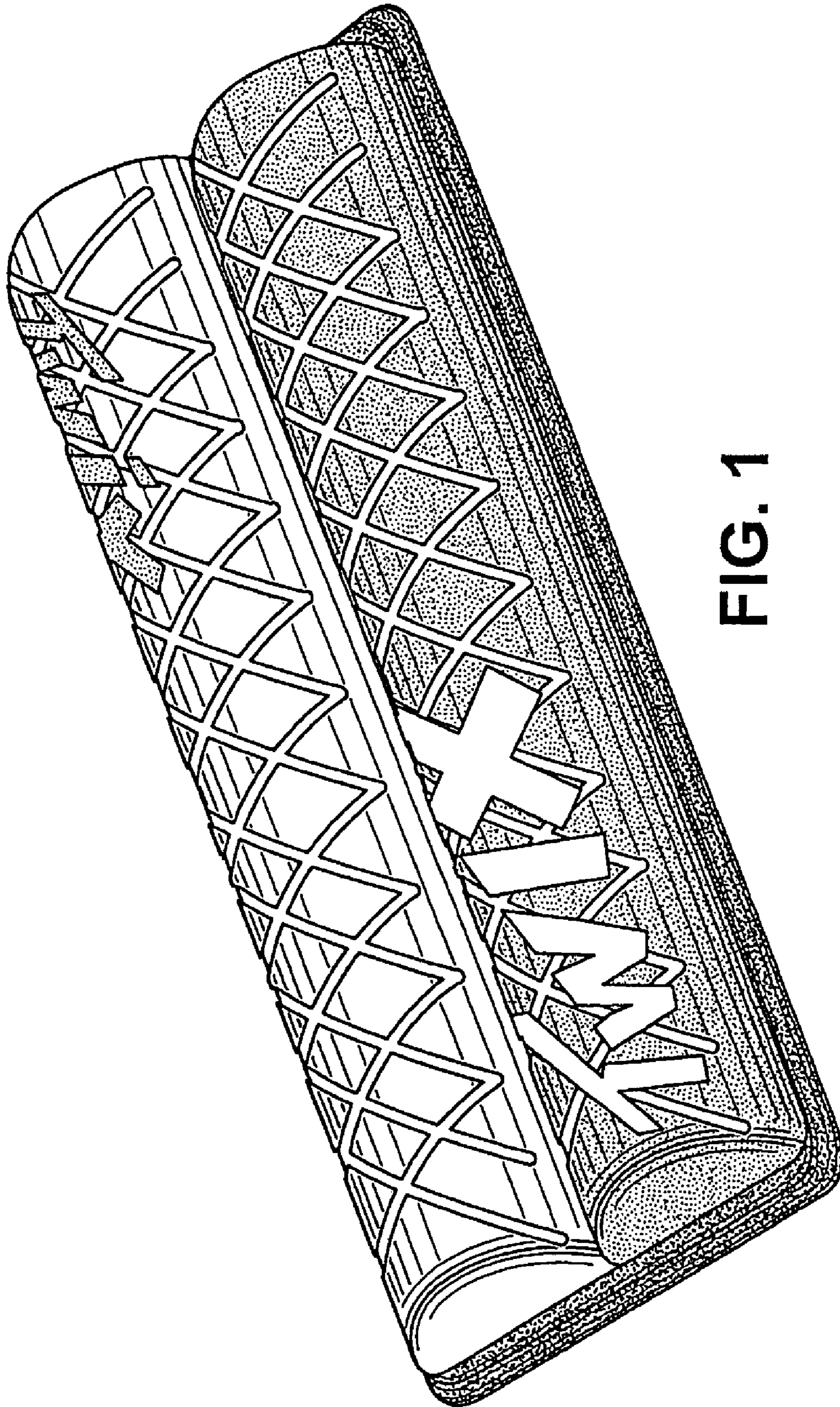


FIG. 1




FIG. 2




FIG. 3

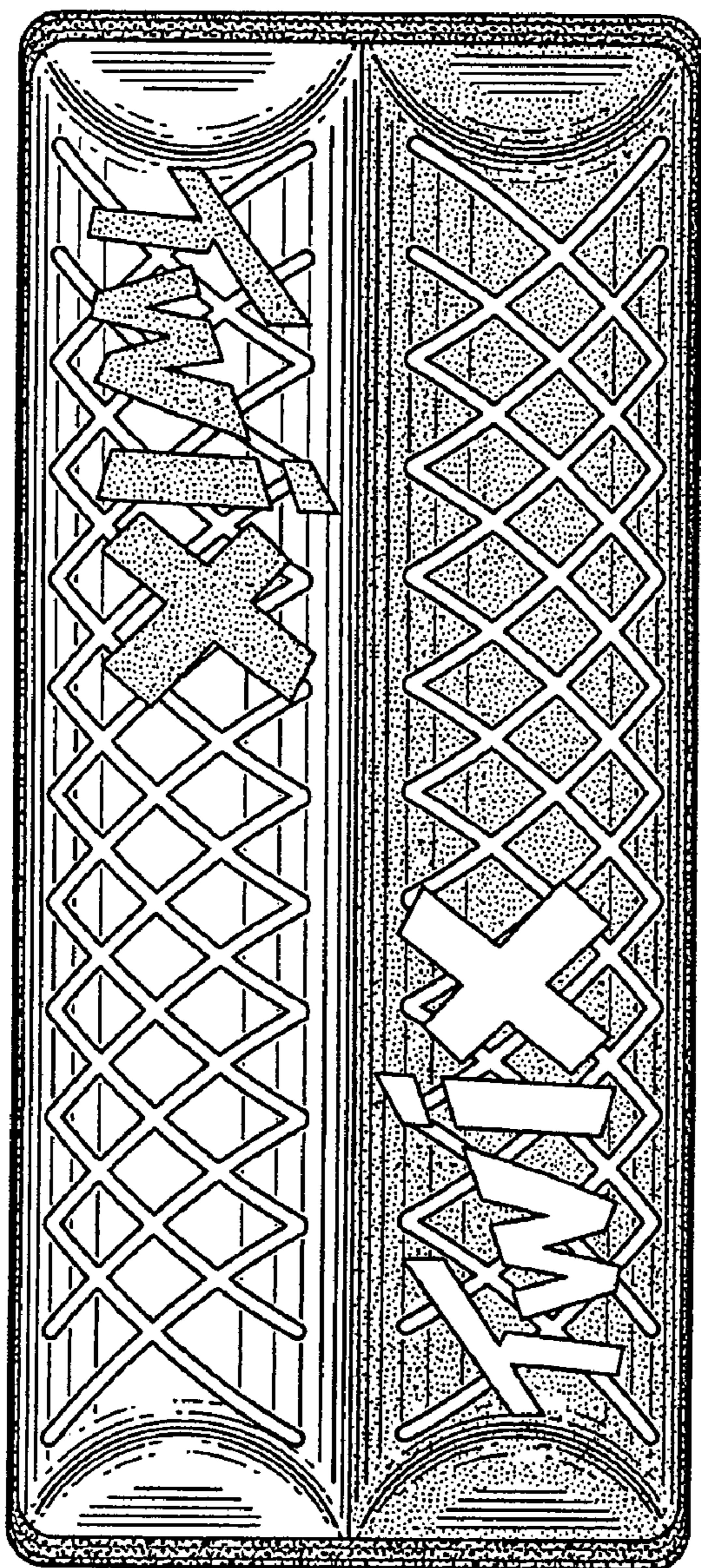


FIG. 4

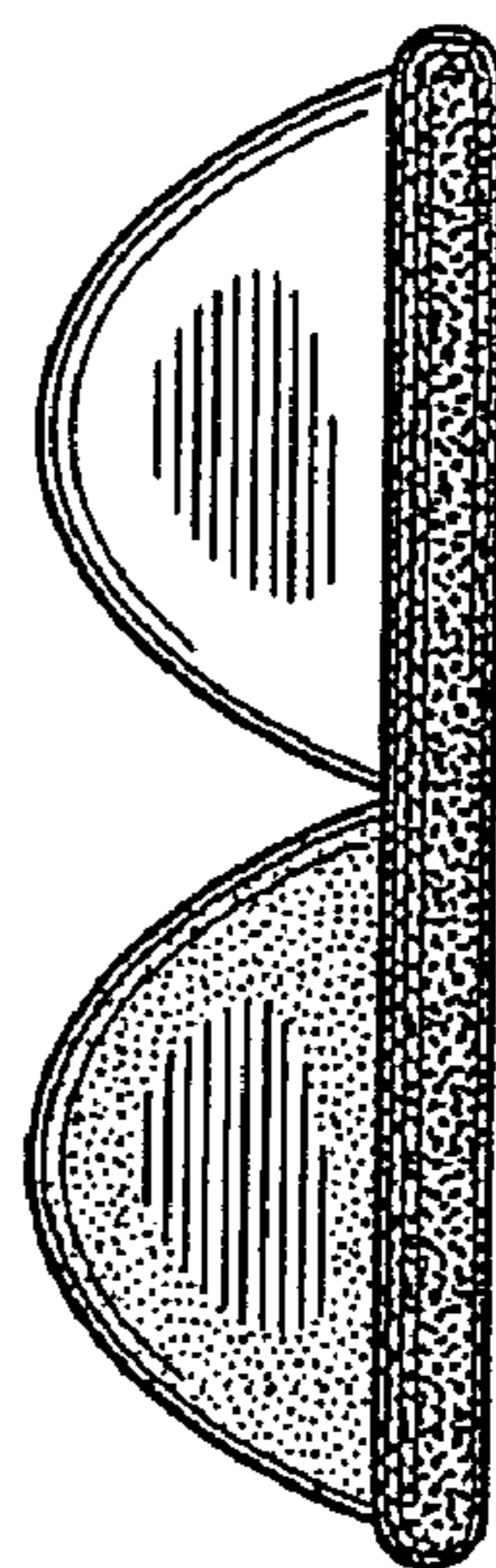


FIG. 5

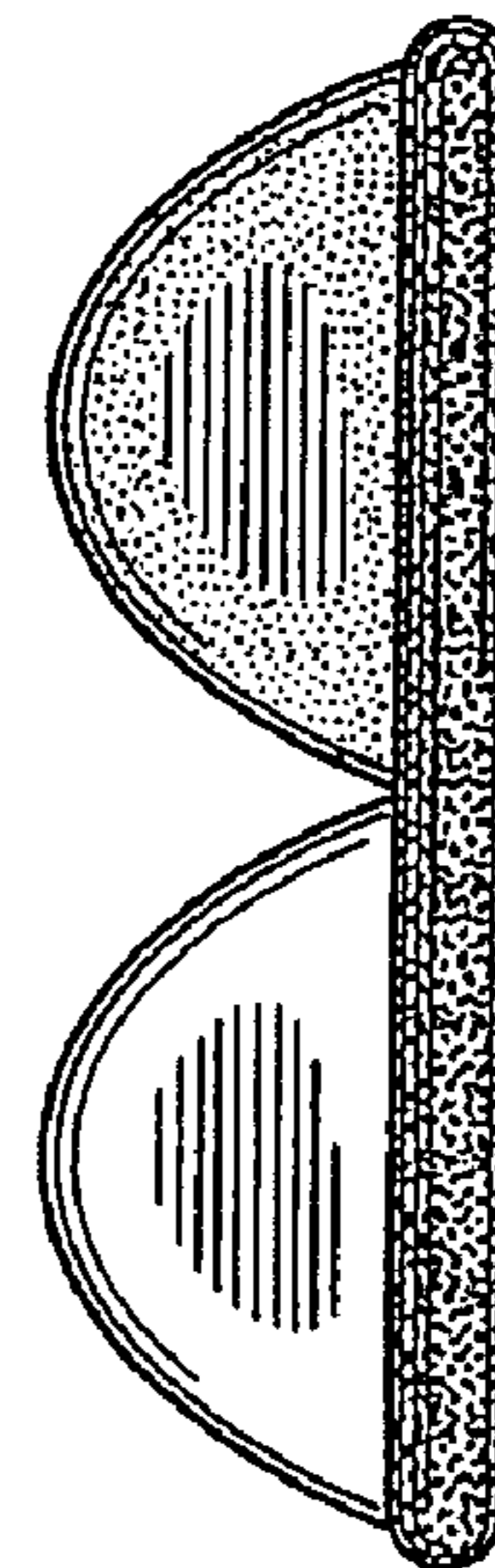


FIG. 6