



US00D575456S

(12) **United States Design Patent**  
**Kadlubowski et al.**

(10) **Patent No.:** **US D575,456 S**  
(45) **Date of Patent:** **\*\* Aug. 19, 2008**

(54) **COSMETIC CONTAINER**

(75) Inventors: **Bryan Michael Kadlubowski**, Lebanon, OH (US); **Stacy Alycia Thomas**, Chicago, IL (US)

(73) Assignee: **The Procter & Gamble Company**, Cincinnati, OH (US)

(\*\*) Term: **14 Years**

(21) Appl. No.: **29/294,926**

(22) Filed: **Feb. 1, 2008**

**Related U.S. Application Data**

(62) Division of application No. 29/269,913, filed on Dec. 11, 2006, now Pat. No. Des. 564,706.

(51) **LOC (8) Cl.** ..... **28-03**

(52) **U.S. Cl.** ..... **D28/84**

(58) **Field of Classification Search** ..... D28/76,  
D28/77, 85-90; 206/385, 823, 581; D9/503-505,  
D9/529; 401/68-79; 132/317, 318, 320  
See application file for complete search history.

(56) **References Cited**

**U.S. PATENT DOCUMENTS**

D345,630 S \* 3/1994 Chevassus ..... D28/85  
D447,602 S \* 9/2001 Dumler et al. .... D28/76  
D448,121 S \* 9/2001 Gebb et al. .... D28/88  
D483,155 S \* 12/2003 Orsomando ..... D28/89

D491,810 S \* 6/2004 Kostow ..... D9/504  
D513,815 S \* 1/2006 Hollmann et al. .... D28/88  
D516,916 S \* 3/2006 Cornet et al. .... D9/504  
D538,481 S \* 3/2007 Decker ..... D28/89  
D539,980 S \* 4/2007 Kadlubowski et al. .... D28/76  
D539,981 S \* 4/2007 Kadlubowski et al. .... D28/76  
D553,800 S \* 10/2007 Hollmann et al. .... D28/89

\* cited by examiner

*Primary Examiner*—Jennifer Rivard

(74) *Attorney, Agent, or Firm*—Megan A. Chorey; Brian M. Bolam; Tara M. Rosnell

(57) **CLAIM**

The ornamental design for a cosmetic container, as shown and described.

**DESCRIPTION**

FIG. 1 is a perspective front view of a cosmetic container, embodying the new design;

FIG. 2 is a right side view of the design shown in FIG. 1;

FIG. 3 is a left side view of the design shown in FIG. 1;

FIG. 4 is a front view of the design shown in FIG. 1;

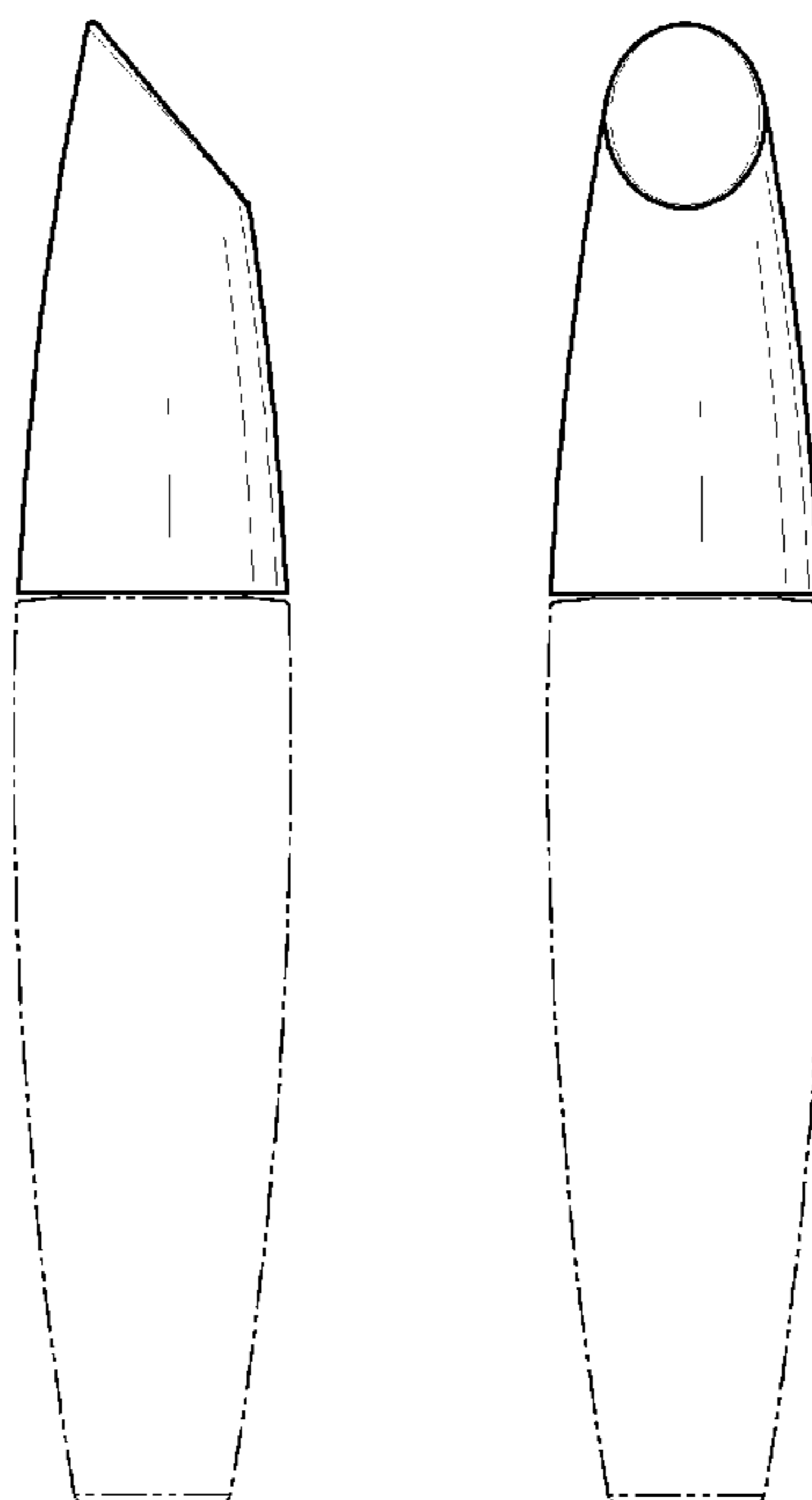
FIG. 5 is a back view of the design shown in FIG. 1;

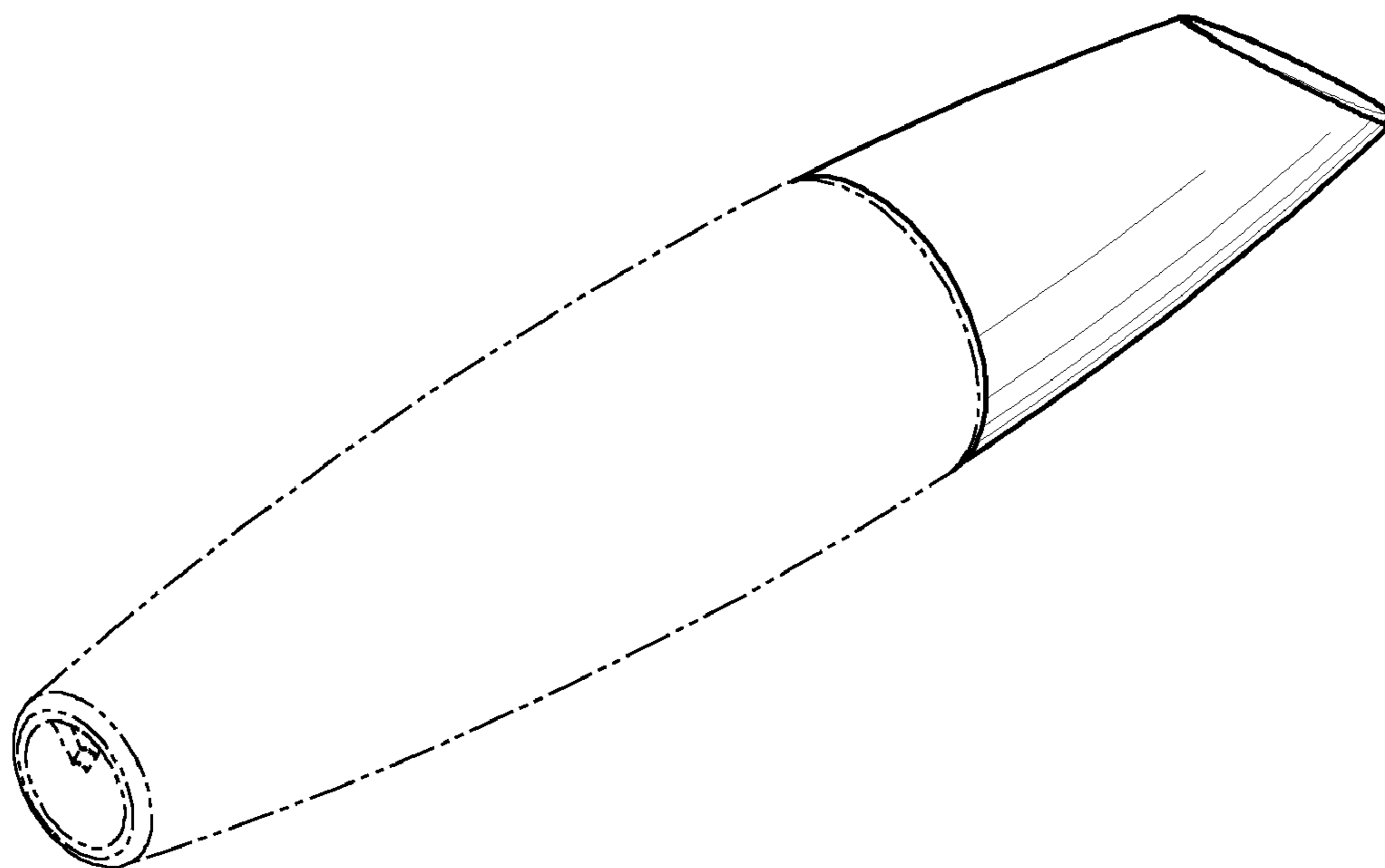
FIG. 6 is a top view of the design shown in FIG. 1; and,

FIG. 7 is a bottom view of the design shown in FIG. 1.


The broken lines are shown for illustrative purposes only and form no part of the claimed design.

**1 Claim, 4 Drawing Sheets**







*Fig. 1*




*Fig. 2*



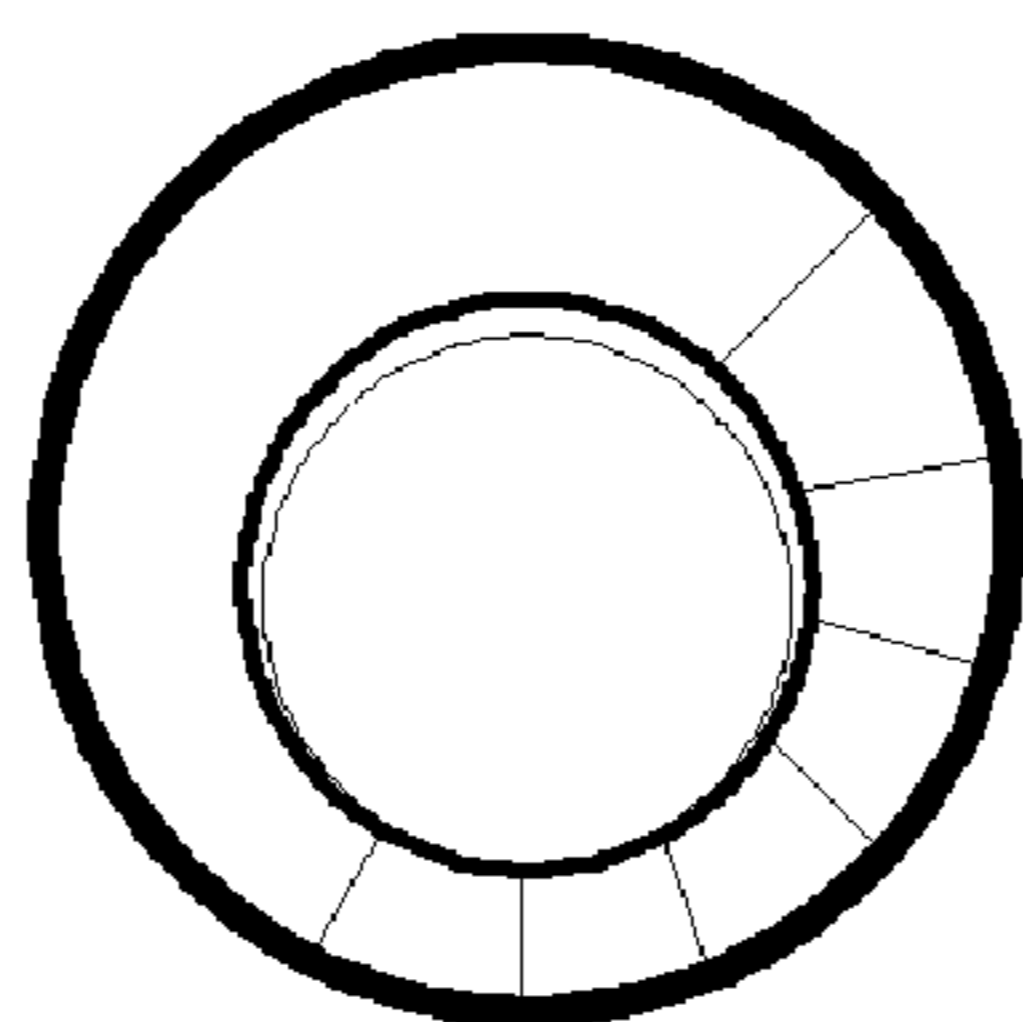
*Fig. 3*



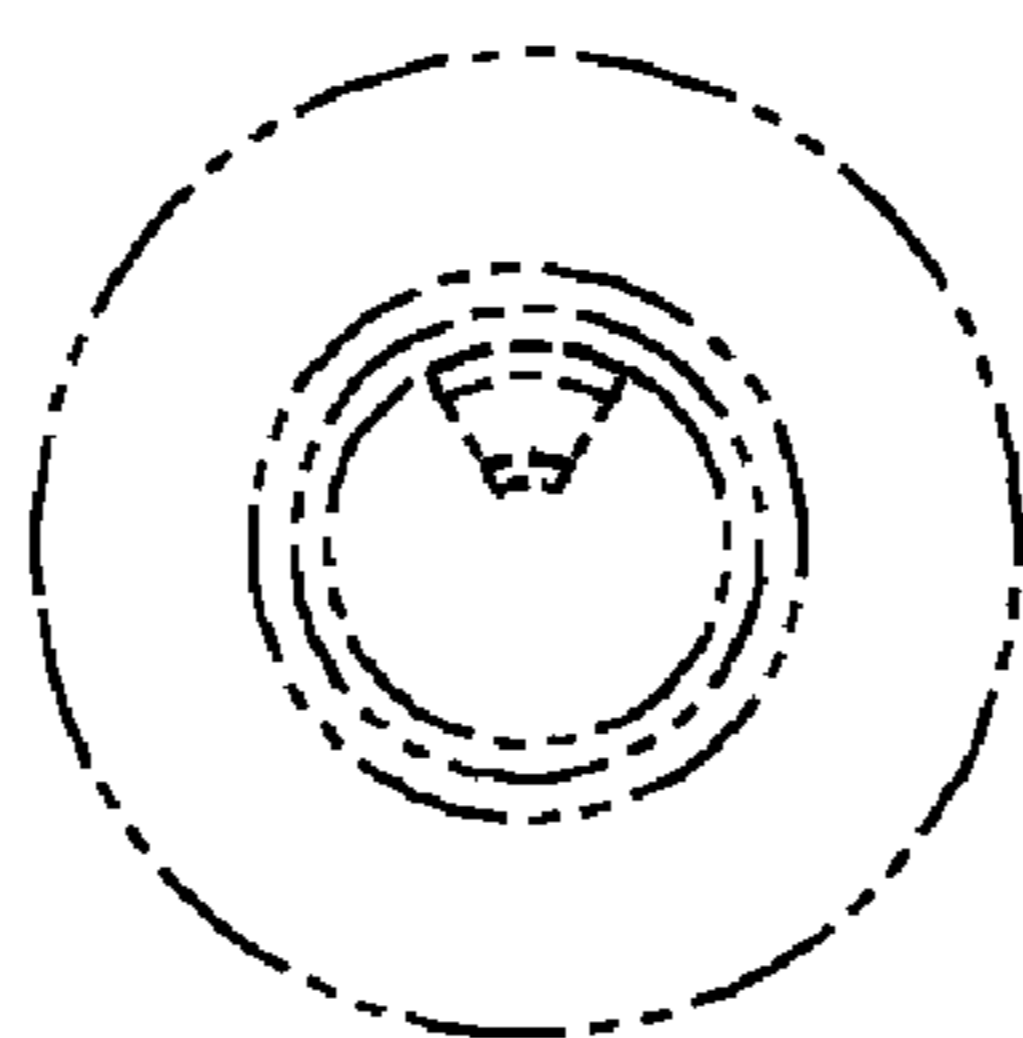
*Fig. 4*



*Fig. 5*



*Fig. 6*



*Fig. 7*