



US00D575415S

(12) **United States Design Patent**
Charette

(10) **Patent No.:** **US D575,415 S**

(45) **Date of Patent:** **** Aug. 19, 2008**

(54) **POST WITH CROWN HAVING TWO POINTS OF ADJUSTMENT**

5,709,366 A * 1/1998 Speece 248/530
5,881,495 A * 3/1999 Clark 47/48.5
6,039,298 A * 3/2000 Stier 248/545
D424,713 S * 5/2000 Blackwell D25/131

(75) **Inventor:** **Pierre Charette,**
Notre-Dame-du-Mont-Carmel (CA)

* cited by examiner

(73) **Assignee:** **9143-8010 Quebec Inc.,** Quebec (CA)

Primary Examiner—Doris Clark

(**) **Term:** **14 Years**

(74) *Attorney, Agent, or Firm*—Calfee, Halter & Griswold LLP

(21) **Appl. No.:** **29/280,886**

(57) **CLAIM**

(22) **Filed:** **Jun. 8, 2007**

The ornamental design for a post with crown having two points of adjustment, as shown and described.

(51) **LOC (8) Cl.** **25-01**

(52) **U.S. Cl.** **D25/133**

(58) **Field of Classification Search** D25/133,
D25/131, 134; 52/153, 155, 166, 159, 158,
52/165; 256/65.03, 63, 64, 65.14
See application file for complete search history.

DESCRIPTION

FIG. 1 is a perspective view of a first embodiment of a post with crown having two points of adjustment of the new design; and,

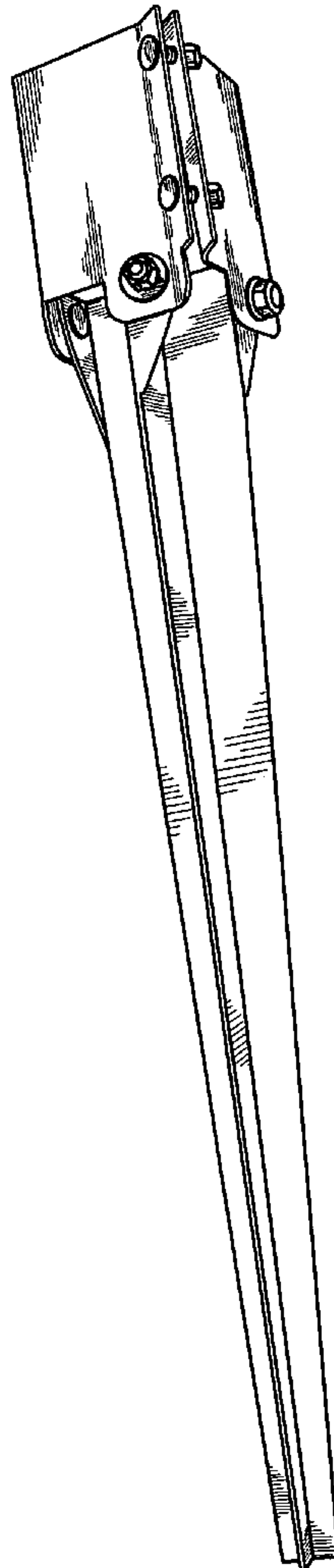
FIG. 2 is a perspective view of a second embodiment of a post with crown having two points of adjustment of the new design.

(56) **References Cited**

U.S. PATENT DOCUMENTS

D389,252 S * 1/1998 Alberson et al. D25/133

1 Claim, 2 Drawing Sheets



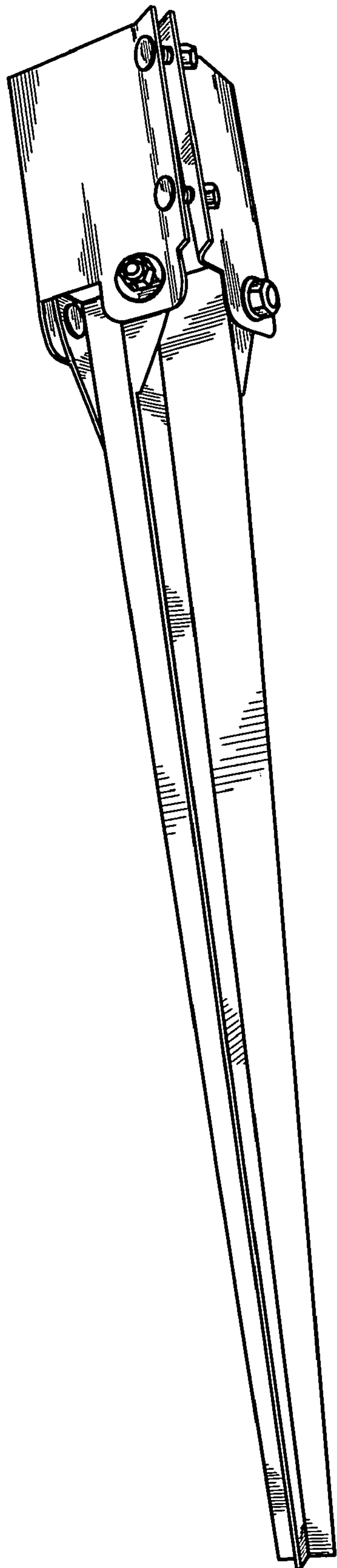


Fig. 1

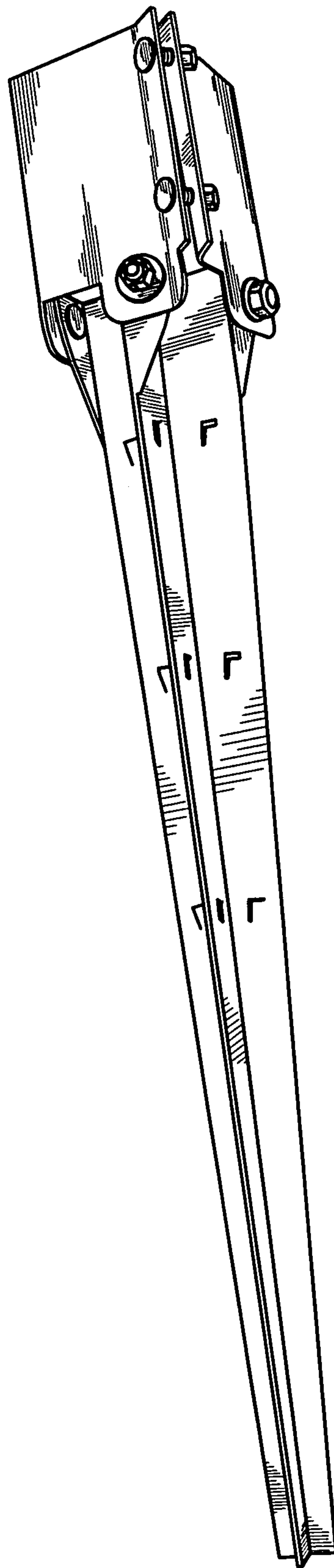


Fig. 2