



US00D575364S

(12) **United States Design Patent**
Smith

(10) **Patent No.:** **US D575,364 S**
(45) **Date of Patent:** **** Aug. 19, 2008**

(54) **BALL**
(75) Inventor: **Todd Smith**, Portland, OR (US)
(73) Assignee: **NIKE, Inc.**, Beaverton, OR (US)
(**) Term: **14 Years**

EM 000640230-0001 * 12/2006
EM 000724141-0002 * 5/2007
GB DES. 3003551 * 6/2002
GB DES. 3014890 * 10/2003
WO DM/067260 * 12/2005

(21) Appl. No.: **29/279,955**
(22) Filed: **May 11, 2007**

OTHER PUBLICATIONS

GLS Greg Larson Sports 2002 Full Line Catalog, p. 412: second ball from top in right column.*
ball shown on webpage: <http://web.archive.org/web/20060312071548/http://www.boscovs/images/store/product/images/075877985fe0027701.jpg> display date: Mar. 12, 2006.*
Mikasa SCR905-Championship Soccer Ball: http://www.mikasasports.com/store/index.php?crn=495&rn=749&action=show_detail: Date Unknown but prior to May 11, 2007.

(51) **LOC (8) Cl.** **21-02**
(52) **U.S. Cl.** **D21/713**
(58) **Field of Classification Search** D21/707-714;
473/569-614; 40/327
See application file for complete search history.

* cited by examiner

Primary Examiner—Catherine Tuttle
(74) *Attorney, Agent, or Firm*—Banner & Witcoff, Ltd.

(56) **References Cited**

U.S. PATENT DOCUMENTS

175,172 A 3/1876 Ryan
D58,234 S 6/1921 Holley
D107,939 S 1/1938 Ball
D244,560 S 5/1977 Derrington
D268,853 S * 5/1983 Brine, Jr. D21/713
D341,869 S 11/1993 Louez
D355,685 S * 2/1995 Ross D21/712
D359,093 S * 6/1995 Shishido et al. D21/713
D395,066 S 6/1998 Fraser
5,820,501 A * 10/1998 Soofi 473/599
6,575,855 B1 6/2003 Buzak et al.
D498,803 S * 11/2004 Nishihara D21/713
D512,472 S * 12/2005 Nishihara D21/713
D548,806 S * 8/2007 Smith D21/713
2003/0181266 A1 9/2003 Sowders
2006/0194652 A1* 8/2006 Eite 473/446
2007/0049433 A1* 3/2007 Laliberty et al. 473/599

FOREIGN PATENT DOCUMENTS

EM 000190079-0001 * 6/2004
EM 000486659-0001 * 2/2006

(57) **CLAIM**


The ornamental design for a ball, as shown and described.

DESCRIPTION

FIG. 1 is a front perspective view of a ball showing my new design;
FIG. 2 is a front view thereof;
FIG. 3 is a rear view thereof;
FIG. 4 is a left view thereof;
FIG. 5 is a right view thereof;
FIG. 6 is a top view thereof; and,
FIG. 7 is a bottom view thereof.

The grayscale shading represents a contrast in either grayscale tone or color consonant with the visual appearance shown in the drawings.

1 Claim, 7 Drawing Sheets



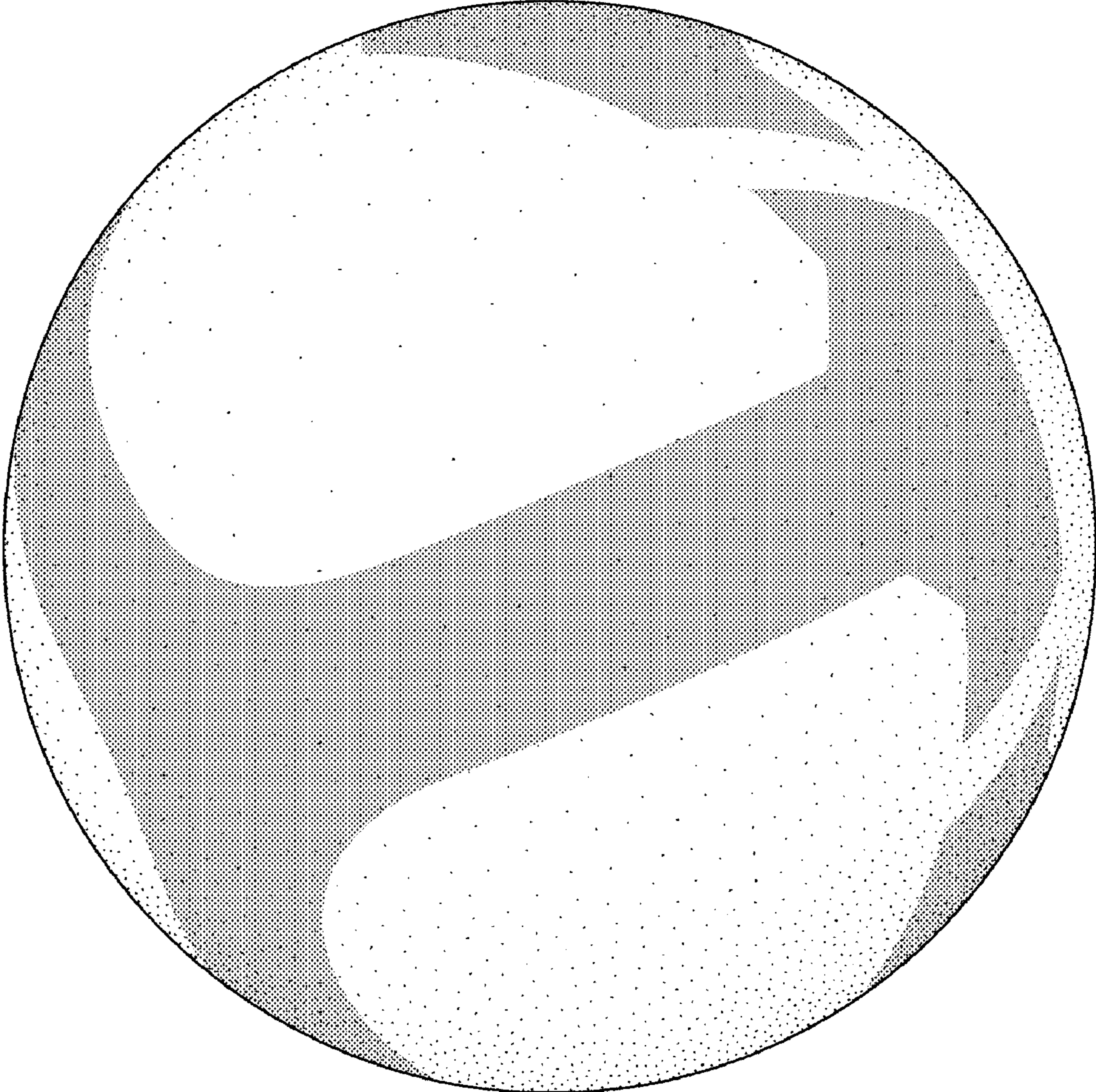


FIG. 1




FIG. 2

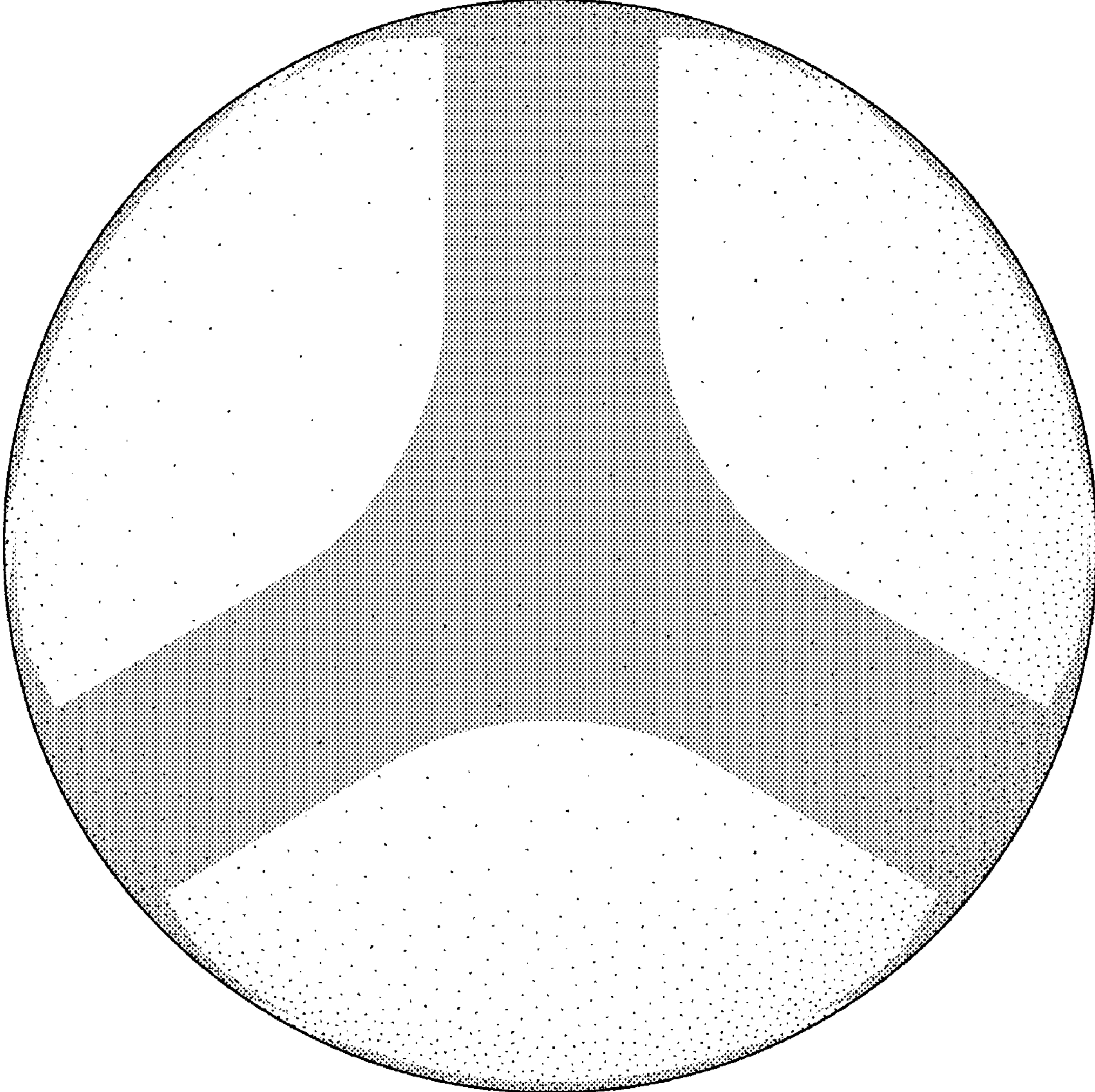


FIG. 3




FIG. 4

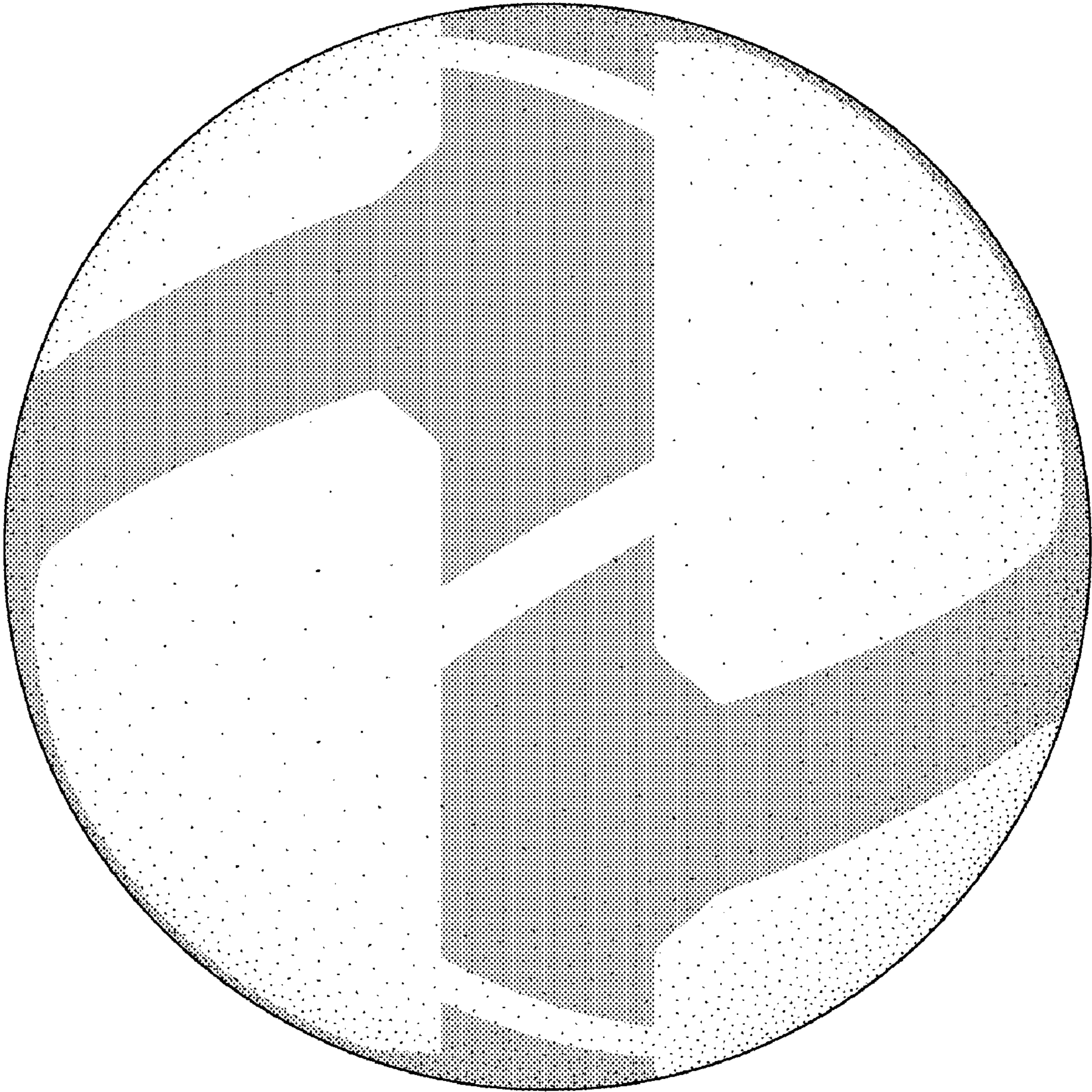


FIG. 5

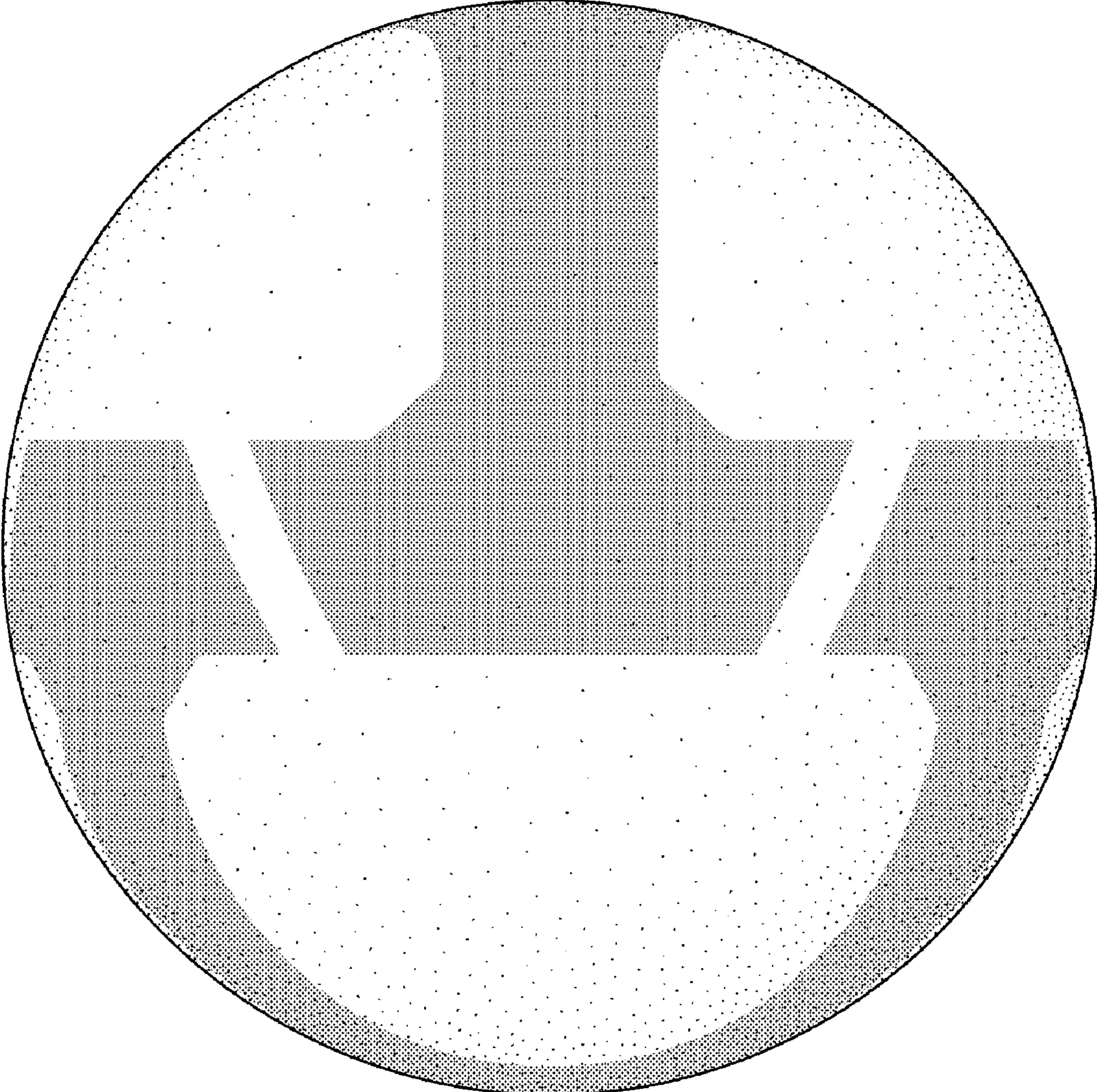


FIG. 6

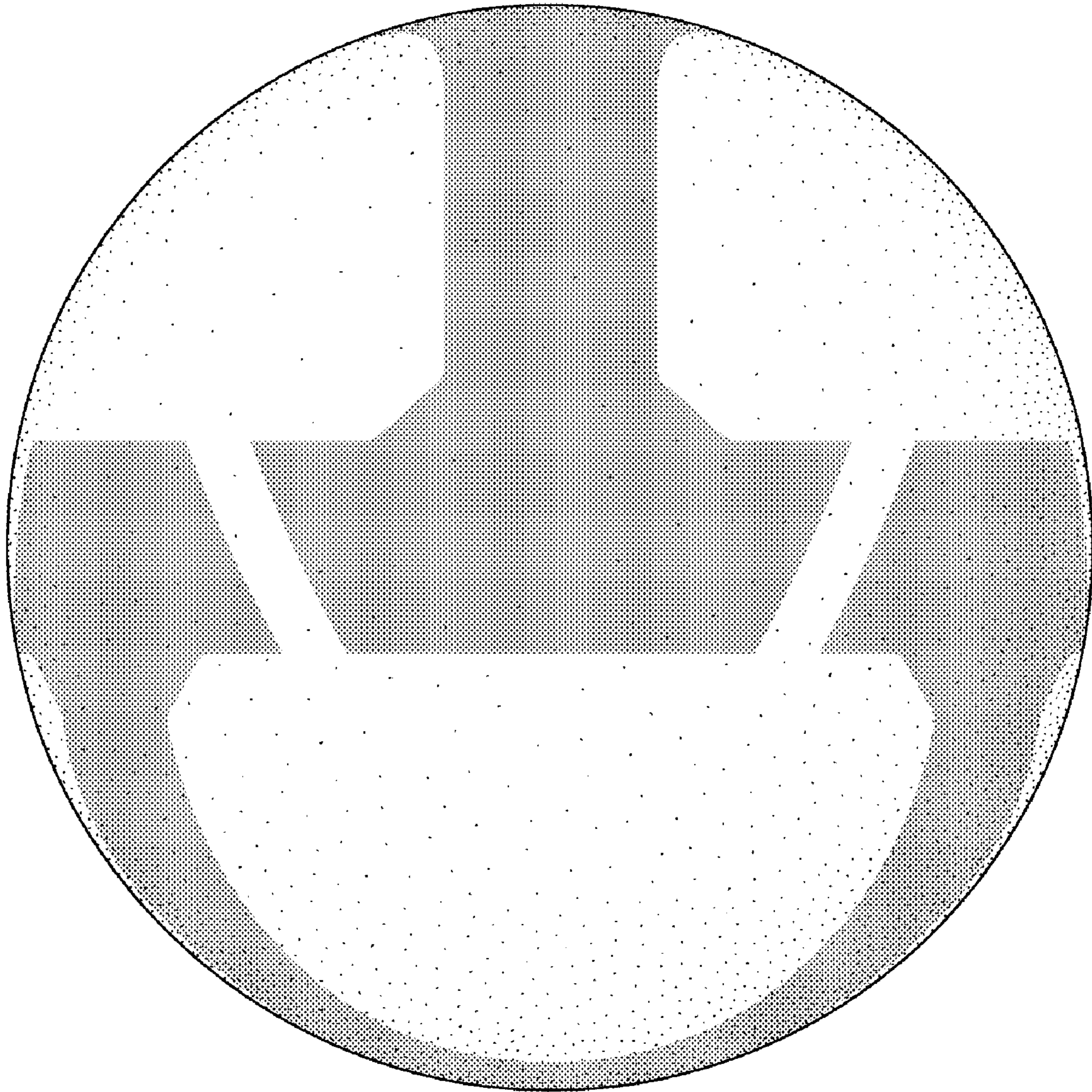


FIG. 7