

US00D575351S

(12) **United States Design Patent**
Boswell

(10) **Patent No.:** **US D575,351 S**

(45) **Date of Patent:** **** Aug. 19, 2008**

(54) **CUBIC POKER ADVICE DICE SET**

Primary Examiner—Sandra Morris

(74) *Attorney, Agent, or Firm*—David D. Winters

(76) **Inventor:** **Donald Louis Boswell**, 1314 Clifton La.,
Nashville, TN (US) 37215

(57) **CLAIM**

(**) **Term:** **14 Years**

The ornamental design for “cubic poker advice dice set,” as shown and described.

(21) **Appl. No.:** **29/292,278**

(22) **Filed:** **Oct. 5, 2007**

DESCRIPTION

(51) **LOC (8) Cl.** **21-03**

FIG. 1 is a top view of the first die of the set.

(52) **U.S. Cl.** **D21/373**

FIG. 2 is a front view of the first die of the set.

(58) **Field of Classification Search** D21/369,

FIG. 3 is a bottom view of the first die of the set.

D21/372–373; 273/146, 288–291; 434/128

FIG. 4 is a back view of the first die of the set.

See application file for complete search history.

FIG. 5 is a left side view of the first die of the set.

(56) **References Cited**

FIG. 6 is a right side view of the first die of the set.

U.S. PATENT DOCUMENTS

FIG. 7 is a top view of the second die of the set.

1,464,019 A * 8/1923 Wenzel 273/146

FIG. 8 is a front view of the second die of the set.

1,702,760 A * 2/1929 Bradley 273/146

FIG. 9 is left side view of the second die of the set.

2,987,833 A * 6/1961 Stolpen 273/146

FIG. 10 is a bottom view of the second die of the set.

4,927,147 A * 5/1990 Delzio 273/146

FIG. 11 is a back view of the second die of the set; and,

D389,874 S * 1/1998 Kazangian D21/373


FIG. 12 is a right side view of the second die of the set.

6,193,233 B1 * 2/2001 Lipman 273/146

2003/0193137 A1 * 10/2003 Kennedy 273/146

* cited by examiner

1 Claim, 1 Drawing Sheet






Fig 1




Fig 2

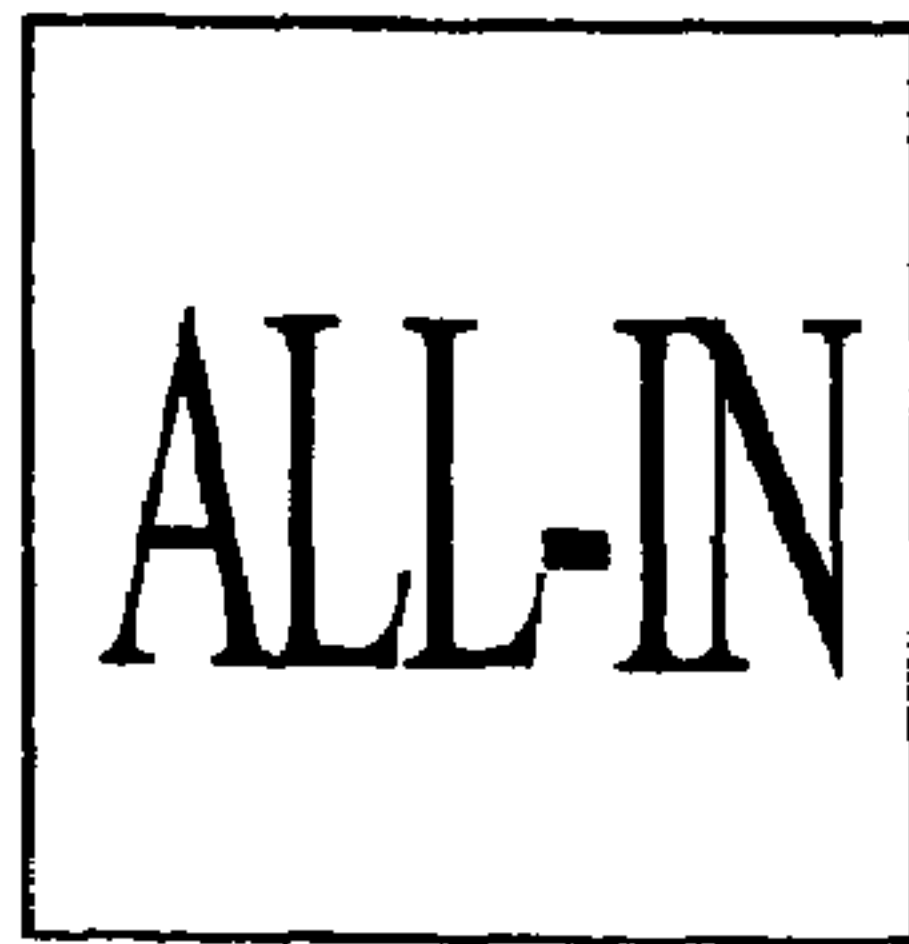


Fig 3



Fig 4

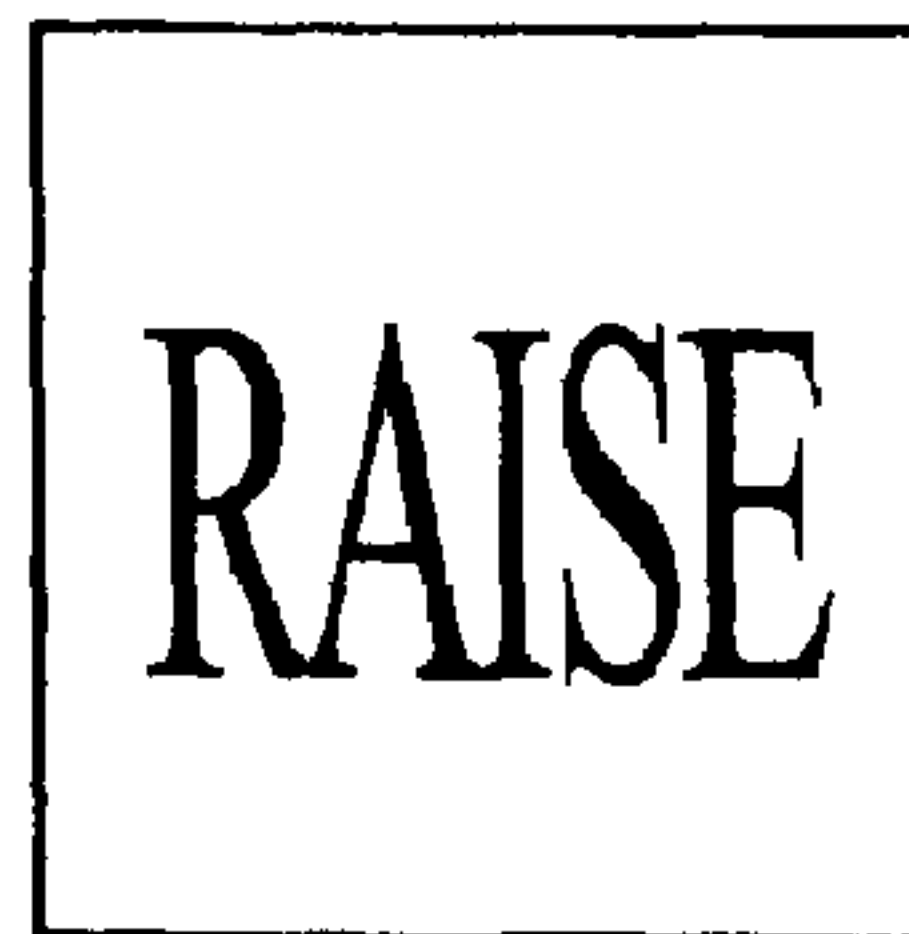


Fig 5

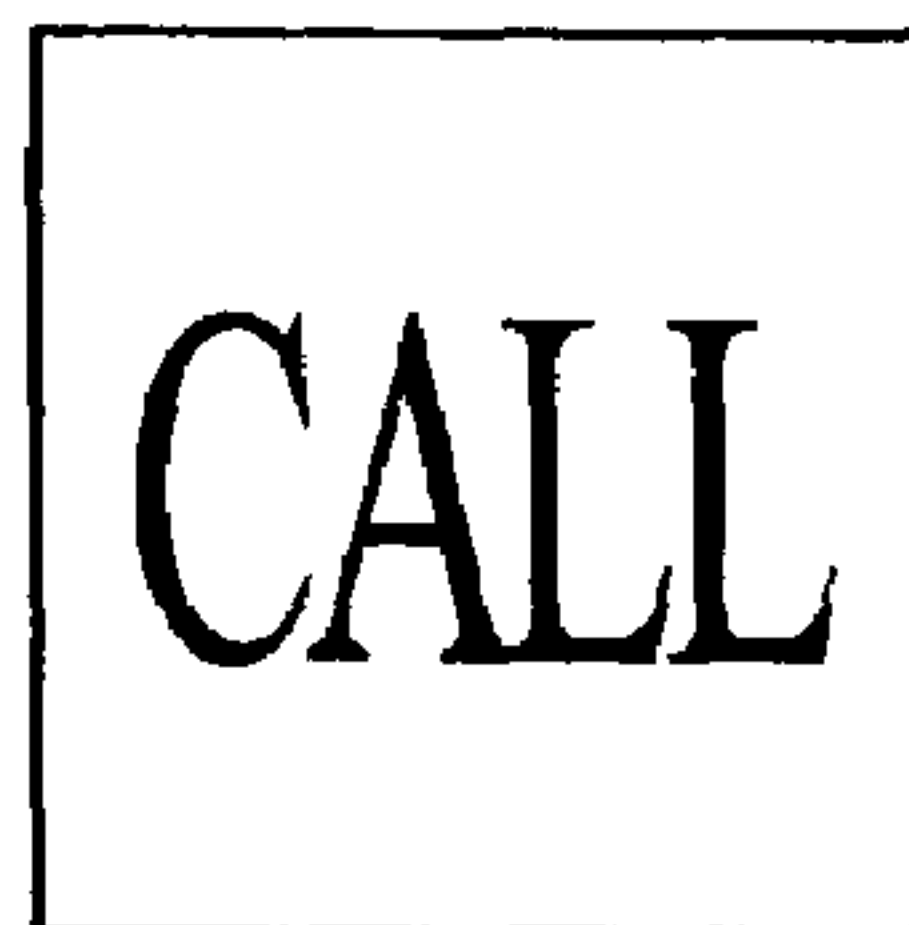


Fig 6




Fig 7



Fig 8

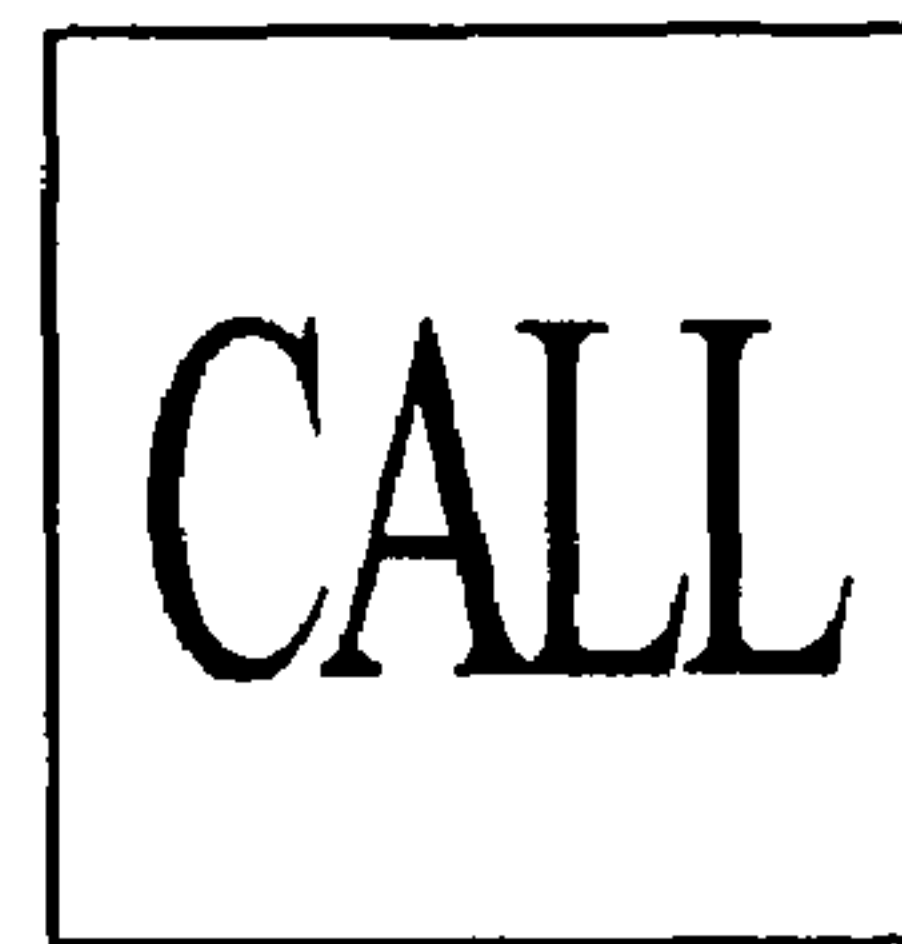


Fig 9




Fig 10



Fig 11

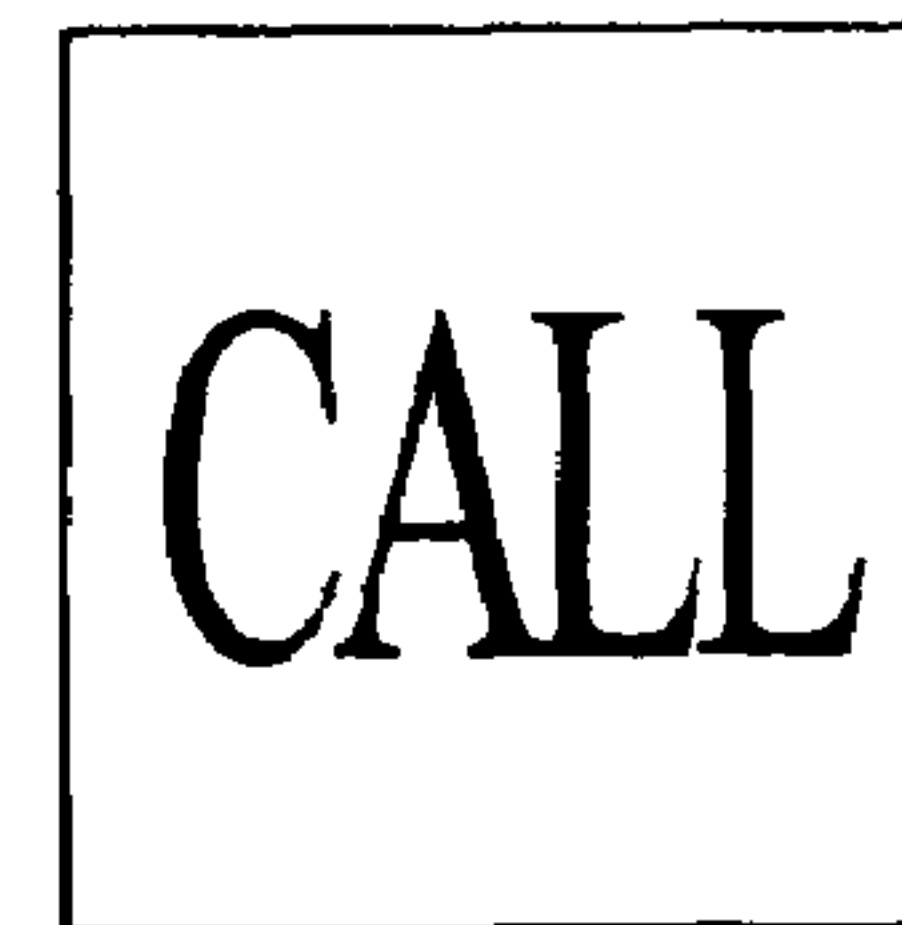


Fig 12