



US00D575341S

(12) **United States Design Patent**  
**Pellissa Beneyto**

(10) **Patent No.:** **US D575,341 S**

(45) **Date of Patent:** **\*\* Aug. 19, 2008**

(54) **WRITING INSTRUMENT**

(75) Inventor: **Ferran Pellissa Beneyto**, Celra (ES)

(73) Assignee: **Inoxcrom, S.A.**, Barcelona (ES)

(\*\*) Term: **14 Years**

(21) Appl. No.: **29/280,756**

(22) Filed: **Jun. 6, 2007**

(51) **LOC (8) Cl.** ..... **19-06**

(52) **U.S. Cl.** ..... **D19/51**

(58) **Field of Classification Search** ..... D19/35,  
D19/36, 41, 42, 43, 44, 45, 46, 47, 48, 49,  
D19/50, 51, 54, 55, 56, 57; D27/146; 24/11 R,  
24/11 F, 11 P; 40/334; 401/6, 52, 99, 100,  
401/104, 105, 106, 107, 108, 109, 192, 195,  
401/243, 244, 245, 246, 247; 362/118  
See application file for complete search history.

(56) **References Cited**

**U.S. PATENT DOCUMENTS**

- 1,384,706 A \* 7/1921 Meyner ..... 250/465.1
- 2,676,570 A \* 4/1954 Fahringer ..... 401/31
- 3,135,242 A \* 6/1964 Helitas ..... 401/31
- D284,584 S \* 7/1986 Zierhut ..... D19/57
- D301,488 S \* 6/1989 Mizutani et al. .... D19/43
- D302,175 S \* 7/1989 Ohashi et al. .... D19/43
- D304,840 S \* 11/1989 Mizutani et al. .... D19/43
- D374,460 S \* 10/1996 Young ..... D19/48
- D377,194 S \* 1/1997 Young ..... D19/48
- D383,780 S \* 9/1997 Young ..... D19/49
- D427,633 S \* 7/2000 Pellisa Beneyto ..... D19/51
- D508,526 S \* 8/2005 Goldberg ..... D19/36

- D523,081 S \* 6/2006 Pellissa Beneyto ..... D19/51
- D539,343 S \* 3/2007 Qiu ..... D19/36
- 2002/0159818 A1 \* 10/2002 Smith et al. .... 401/52

**OTHER PUBLICATIONS**

Generacion Y Pens, as shown on www.inoxcrom.com, viewed Apr. 10, 2008 (1 page).\*

\* cited by examiner

*Primary Examiner*—Elizabeth A. Albert

*Assistant Examiner*—Karen E Eldridge Powers

(74) *Attorney, Agent, or Firm*—Michael J. Striker

(57) **CLAIM**

The ornamental design for a writing instrument, as shown and described.

**DESCRIPTION**

FIG. 1 is a left side perspective view of a writing instrument showing my new design;

FIG. 2 is a right side perspective view thereof;

FIG. 3 is a top view thereof;

FIG. 4 is a front view thereof;

FIG. 5 is a side view thereof, which is a mirror image of the opposite side thereof;

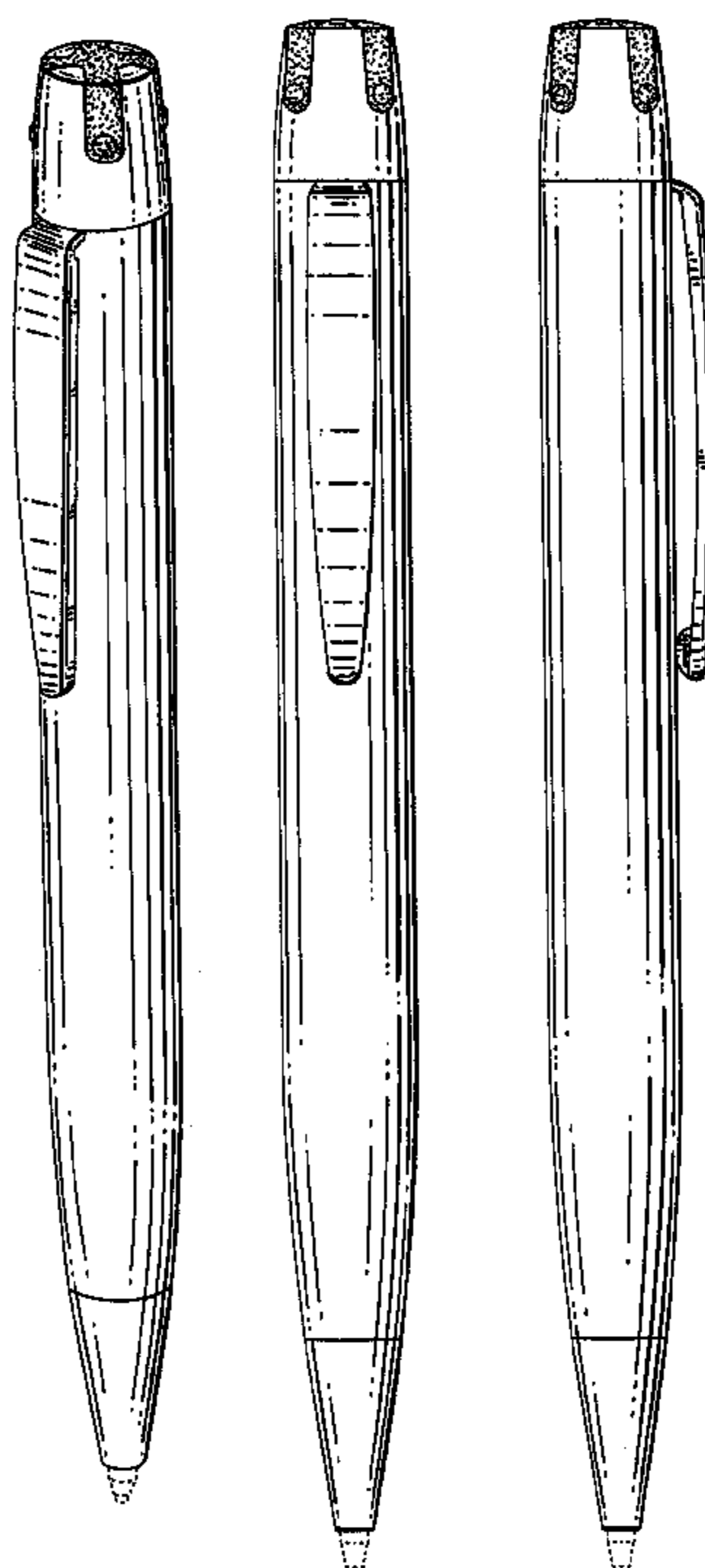
FIG. 6 is a rear view thereof; and,

FIG. 7 is a bottom view thereof.

The broken line showing of the writing tip illustrates environmental matter and forms no part of the claimed design.

The stippling shown in the drawings represents a texture on the surface of the pen.

**1 Claim, 2 Drawing Sheets**



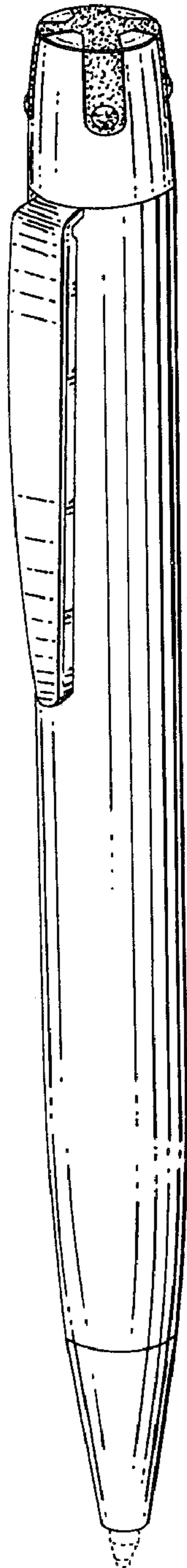


FIG. 1

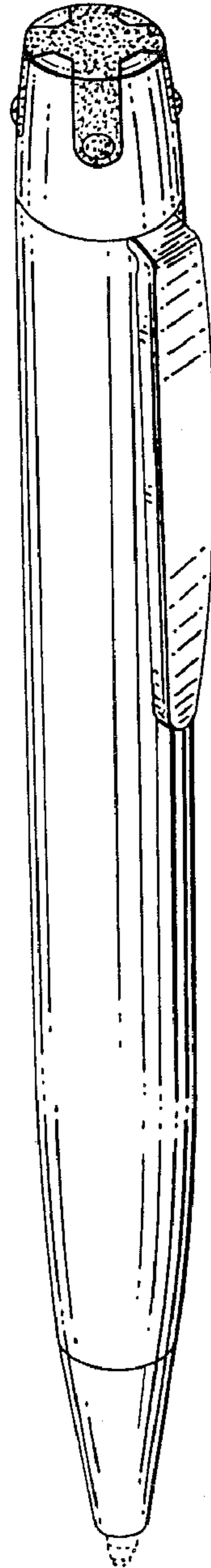


FIG. 2




FIG. 3

FIG. 4




FIG. 5




FIG. 6

