



US00D575340S

(12) **United States Design Patent**
Ma

(10) **Patent No.:** **US D575,340 S**
(45) **Date of Patent:** **** Aug. 19, 2008**

(54) **PEN**

D496,961 S 10/2004 Daida

(75) Inventor: **Lidan Ma**, Ningbo (CN)

(Continued)

(73) Assignee: **Beifa Group Co., Ltd.**, Ningbo (CN)

FOREIGN PATENT DOCUMENTS

(**) Term: **14 Years**

EM 000352315-0005 * 5/2005

(21) Appl. No.: **29/280,675**

(Continued)

(22) Filed: **Jun. 4, 2007**

OTHER PUBLICATIONS

(30) **Foreign Application Priority Data**

Ma, Q., "Marker," U.S. Appl. No. 29/282,568, filed Jul. 24, 2007.

Dec. 7, 2006 (CN) 2006 3 0307632

(Continued)

(51) **LOC (8) Cl.** **19-06**

(52) **U.S. Cl.** **D19/50**

(58) **Field of Classification Search** D19/35,
D19/36, 41, 42, 43, 44, 45, 46, 47, 48, 49,
D19/50, 51, 54, 55, 56, 57; D27/146; 24/11 R,
24/11 F, 11 P; 40/334; 401/6, 52, 99, 100,
401/104, 105, 106, 107, 108, 109, 192, 195,
401/243, 244, 245, 246, 247; 362/118

See application file for complete search history.

Primary Examiner—Elizabeth A. Albert

Assistant Examiner—Karen E Eldridge Powers

(74) *Attorney, Agent, or Firm*—Christensen O'Connor
Johnson Kindness PLLC

(57) **CLAIM**

The ornamental design for a pen, as shown and described.

DESCRIPTION

(56) **References Cited**

U.S. PATENT DOCUMENTS

D142,390 S *	9/1945	Olson et al.	D19/48
3,830,404 A *	8/1974	Frazer	222/78
D253,060 S	10/1979	Itoh		
D426,572 S	6/2000	Salemme		
D450,769 S *	11/2001	Nishida	D19/49
D454,588 S *	3/2002	Takanashi	D19/43
D457,915 S *	5/2002	Carroll et al.	D19/36
D460,485 S *	7/2002	Keda	D19/43
D462,386 S	9/2002	Iwase		
D480,421 S *	10/2003	Hui	D19/43
D482,067 S *	11/2003	Yang	D19/50
D482,724 S *	11/2003	Nishida	D19/43
D483,066 S	12/2003	Takanashi		
D483,067 S	12/2003	Takanashi		
D484,538 S	12/2003	Daida		
D489,088 S *	4/2004	Arita et al.	D19/43
6,764,238 B2 *	7/2004	Weaver et al.	401/6

FIG. 1 is a front left perspective view of a pen showing my new design;

FIG. 2 is a front elevation view of the pen shown in FIG. 1, with the pen cap removed and placed on the opposite end of the pen;

FIG. 3 is an exploded front left perspective view thereof;

FIG. 4 is a top plan view of the pen shown in FIG. 1;

FIG. 5 is a bottom plan view thereof;

FIG. 6 is a rear elevation view thereof;

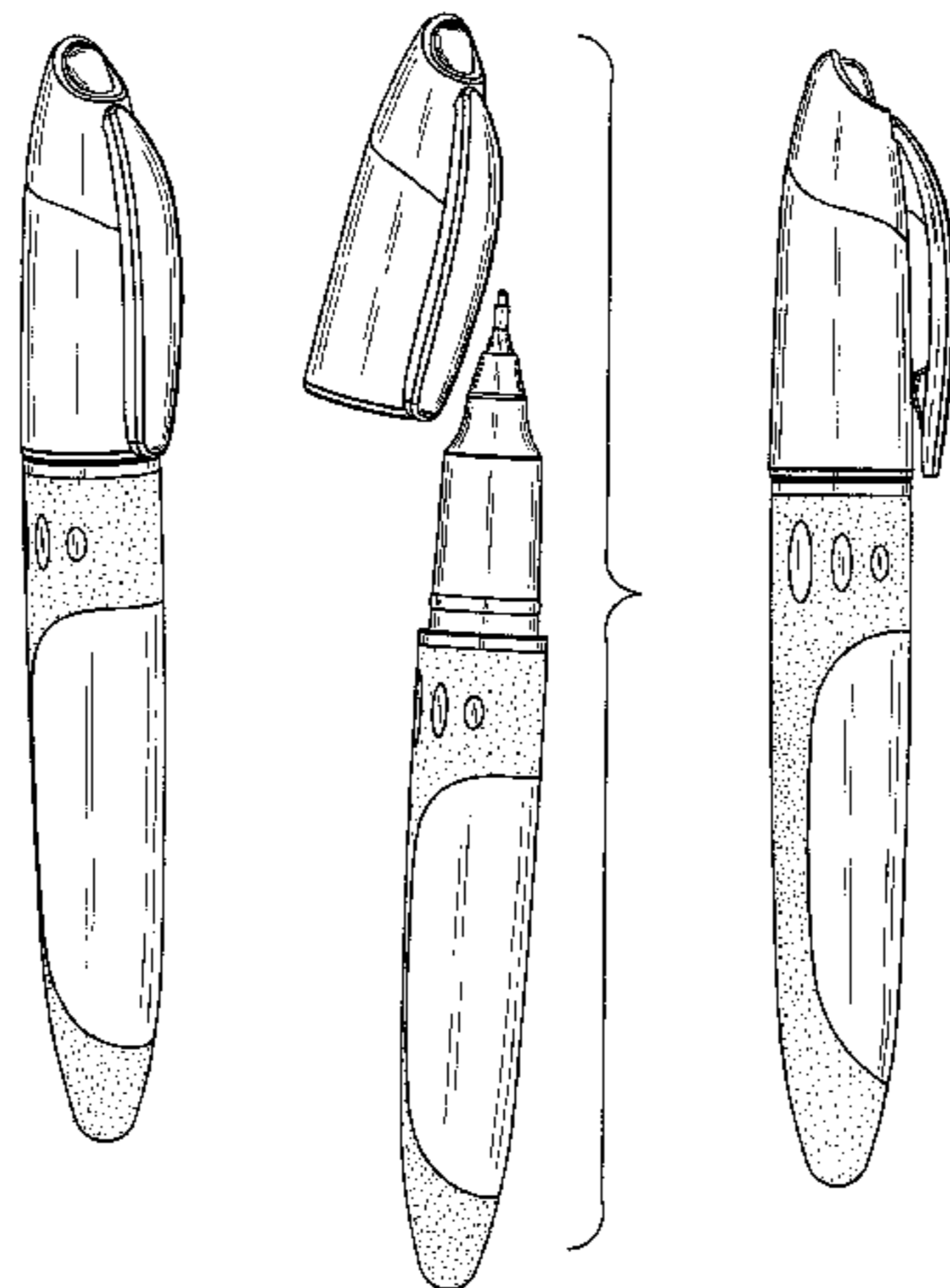
FIG. 7 is a left side elevation view thereof;

FIG. 8 is a front elevation view thereof; and,

FIG. 9 is a right side elevation view thereof.

The stippling shown in the drawings represents a texture on the surface of the pen.

1 Claim, 4 Drawing Sheets



US D575,340 S

Page 2

U.S. PATENT DOCUMENTS

D497,950 S 11/2004 Takanashi
D506,500 S 6/2005 Qiu
D506,501 S 6/2005 Qiu
D507,299 S 7/2005 Qiu
D508,530 S * 8/2005 Qiu D19/51
D510,598 S 10/2005 Qiu
D526,022 S 8/2006 Qiu
D526,683 S * 8/2006 Qiu D19/57
D540,384 S * 4/2007 Qiu D19/43
D541,339 S * 4/2007 Qiu D19/43
D541,341 S * 4/2007 Oi D19/47
D546,881 S * 7/2007 Qiu D19/50
D552,674 S 10/2007 Qiu
D552,675 S 10/2007 Zhang
D553,189 S 10/2007 Qiu
D553,191 S 10/2007 Qiu
D557,742 S * 12/2007 Vincent D19/51

D559,313 S 1/2008 Qiu
D559,318 S * 1/2008 Qiu et al. D19/51
D562,384 S * 2/2008 Qiu D19/36
D562,393 S 2/2008 Qiu
D562,395 S 2/2008 Qiu
D562,891 S * 2/2008 Qiu et al. D19/47
D563,471 S 3/2008 Qiu
D565,653 S * 4/2008 Freed et al. D19/36
D565,657 S * 4/2008 Kitamura et al. D19/57

FOREIGN PATENT DOCUMENTS

WO DM/054662 * 12/2000

OTHER PUBLICATIONS

Zhao, F., and Y. Shi, "Pen," U.S. Appl. No. 29/276,199, filed Jan. 18, 2007.

* cited by examiner

Fig. 1.

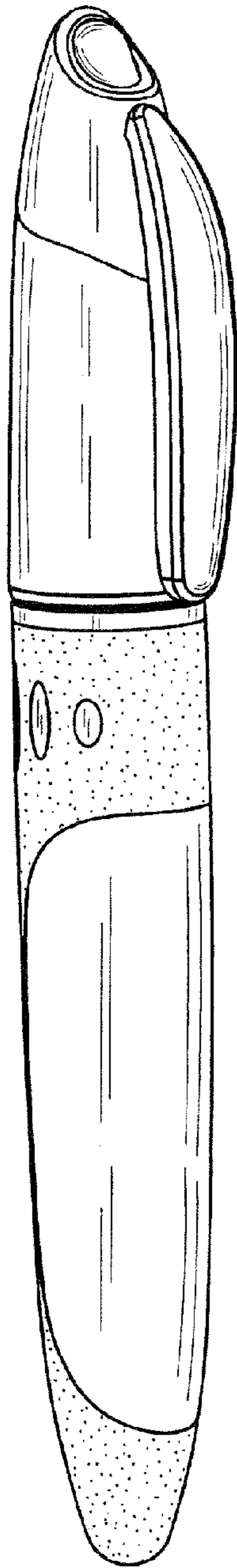



Fig. 2.



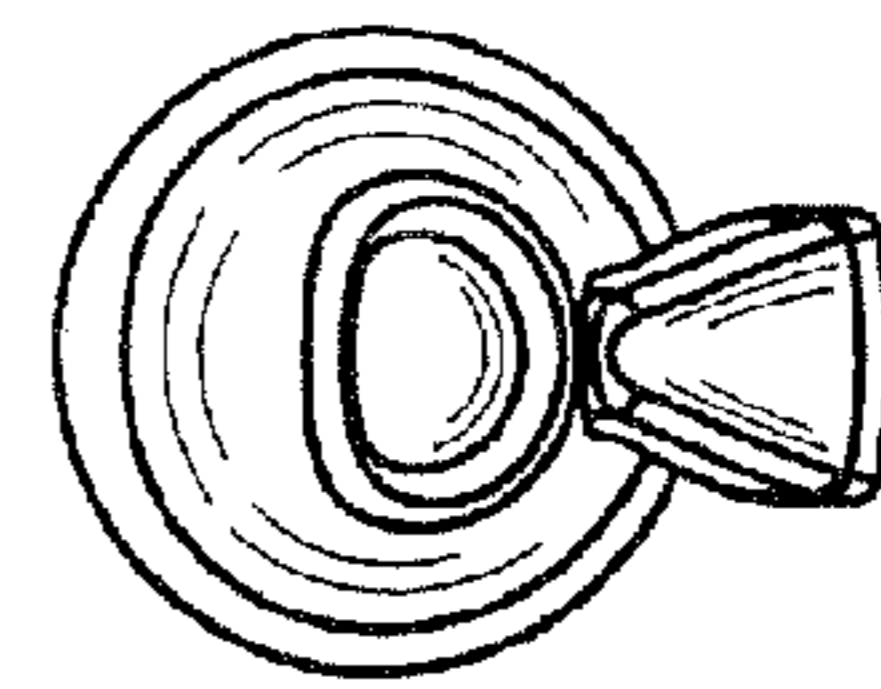
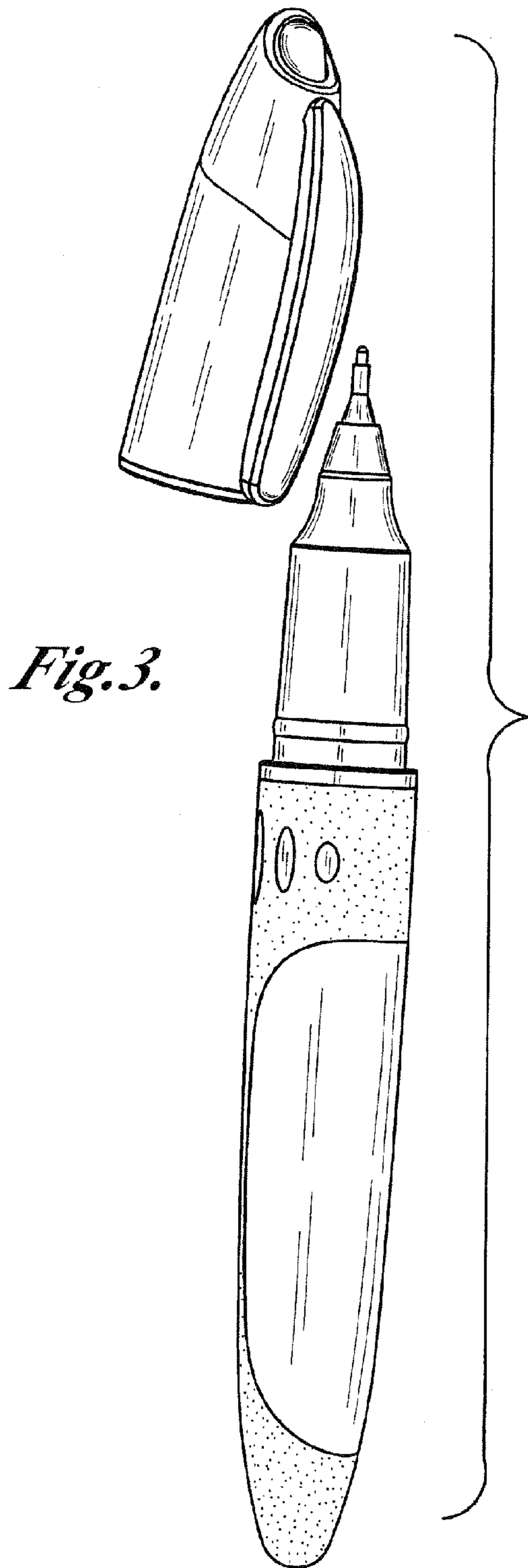


Fig. 4.

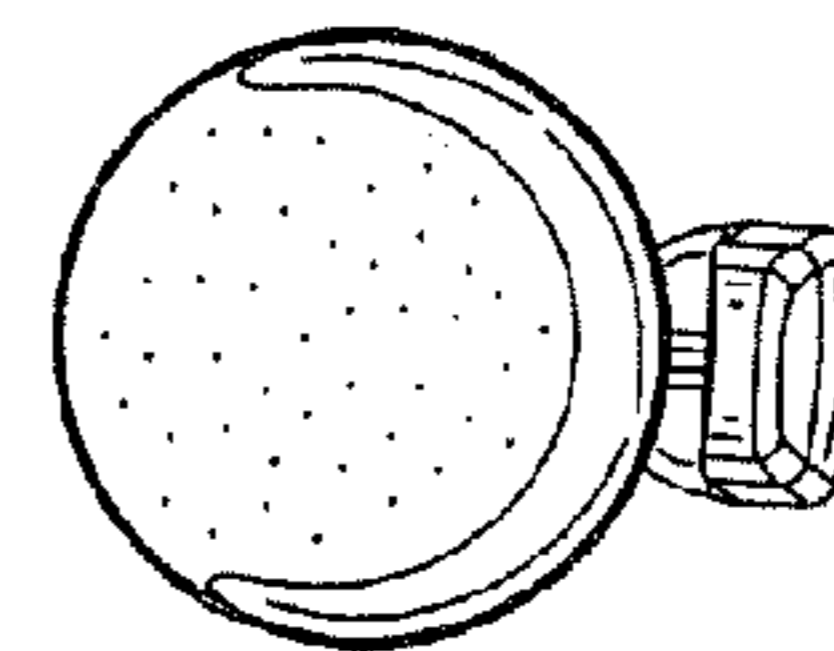


Fig. 5.

Fig. 6.

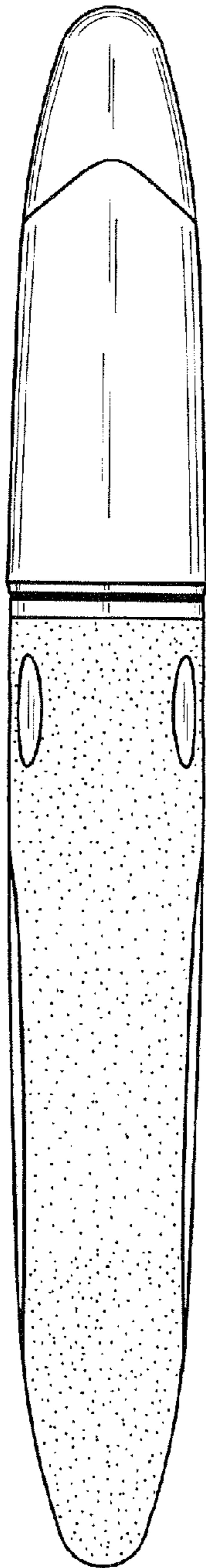
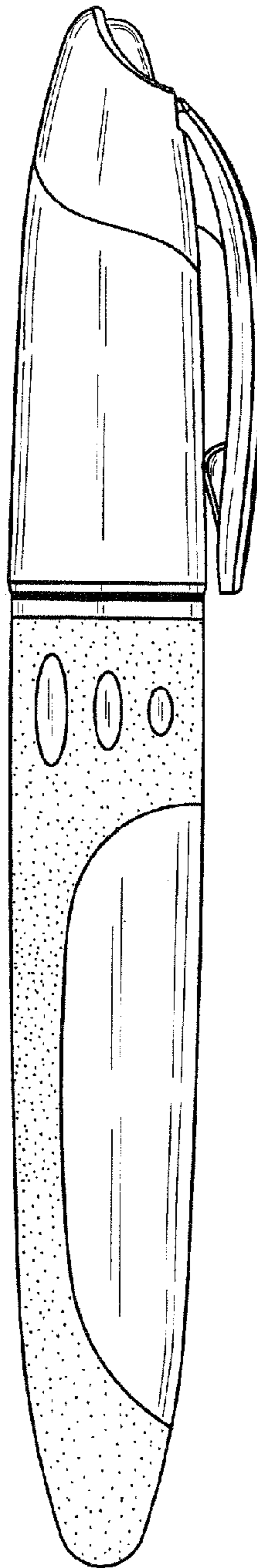


Fig. 7.



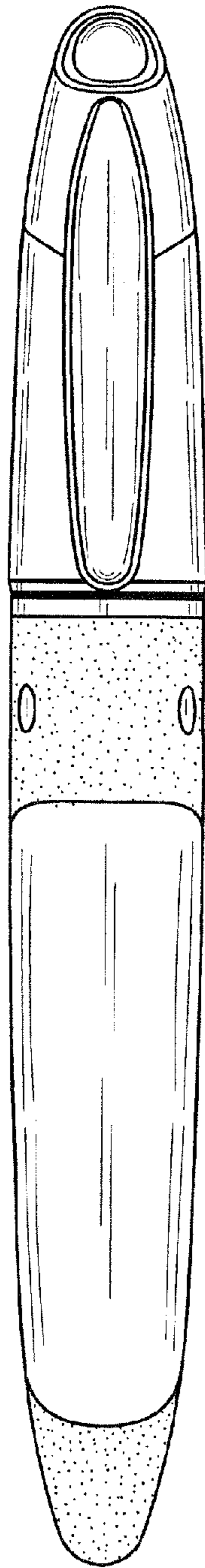


Fig. 8.

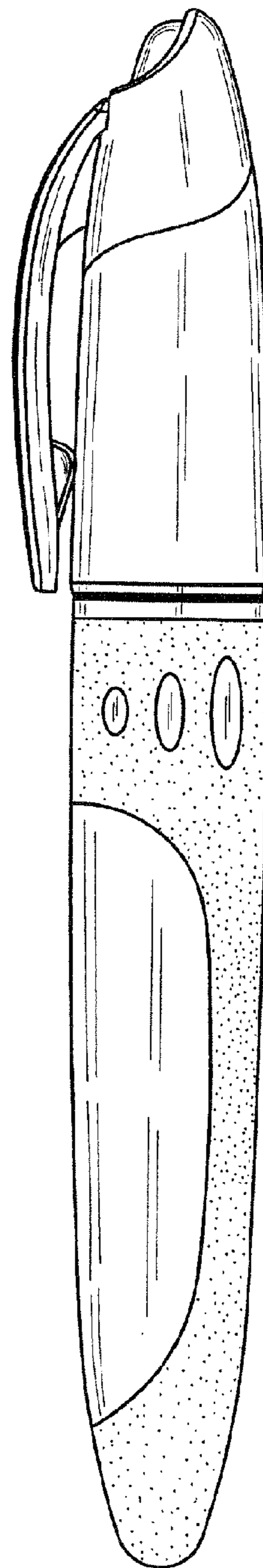


Fig. 9.

UNITED STATES PATENT AND TRADEMARK OFFICE
CERTIFICATE OF CORRECTION

PATENT NO. : Des. 575,340 S
APPLICATION NO. : 29/280675
DATED : August 19, 2008
INVENTOR(S) : L. Ma

Page 1 of 1

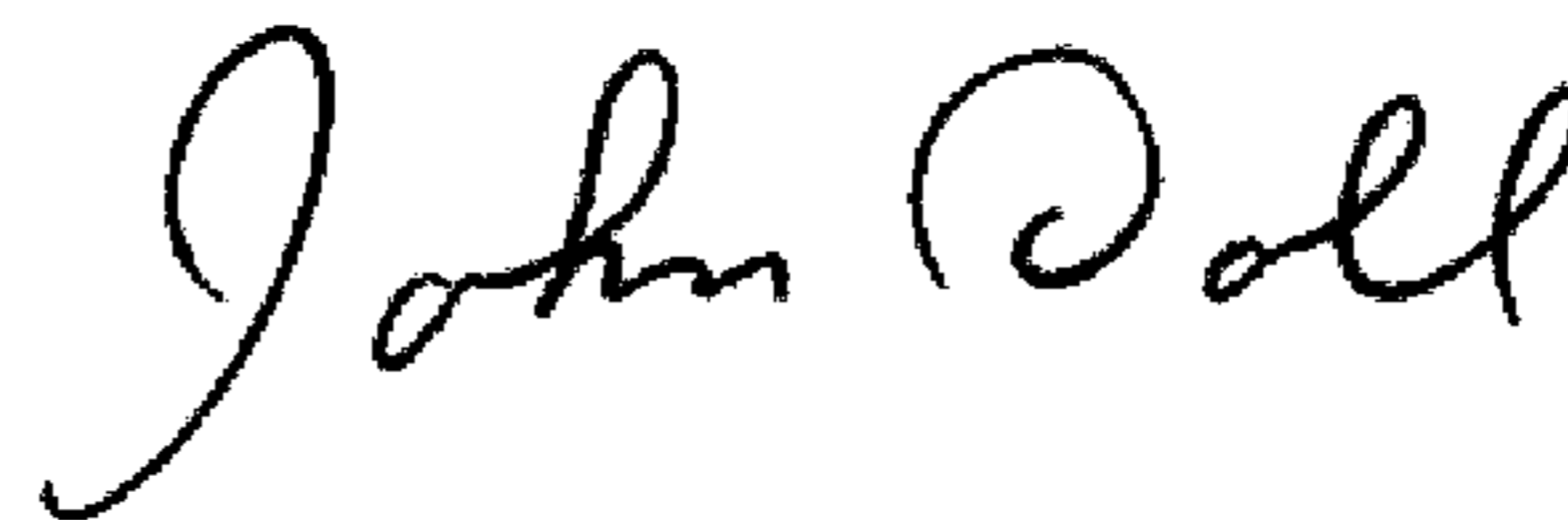
It is certified that error appears in the above-identified patent and that said Letters Patent is hereby corrected as shown below:

COLUMN **LINE**

Title page, Item (30) Pg. 1, col. 1	Foreign Application Priority Data	“2006 3 0307632” should read --2006 3 0307632.9--
Title page Pg. 1, col. 2	Assistant Examiner	“Karen E Eldridge Powers” should read --Karen E. Eldridge Powers--

Signed and Sealed this

Twenty-sixth Day of May, 2009



JOHN DOLL
Acting Director of the United States Patent and Trademark Office