



US00D575336S

(12) **United States Design Patent**  
**Qiu et al.**

(10) **Patent No.:** **US D575,336 S**

(45) **Date of Patent:** **\*\* Aug. 19, 2008**

(54) **HIGHLIGHTER**

(75) Inventors: **Zhiming Qiu**, Ningbo (CN); **Yuemin Shi**, Ningbo (CN)

(73) Assignee: **Beifa Group Co., Ltd.**, Ningbo (CN)

(\*\*) Term: **14 Years**

(21) Appl. No.: **29/250,870**

(22) Filed: **Dec. 4, 2006**

(30) **Foreign Application Priority Data**

Jun. 3, 2006 (CN) ..... 2006 3 0153159

(51) **LOC (8) Cl.** ..... **19-06**

(52) **U.S. Cl.** ..... **D19/43**

(58) **Field of Classification Search** ..... D19/35,  
D19/36, 41, 42, 43, 44, 45, 46, 47, 48, 49,  
D19/50, 51, 54, 55, 56, 57; D27/146; 24/11 R,  
24/11 F, 11 P; 40/334; 401/6, 52, 99, 100,  
401/104, 105, 106, 107, 108, 109, 192, 195,  
401/243, 244, 245, 246, 247; 362/118  
See application file for complete search history.

(56) **References Cited**

**U.S. PATENT DOCUMENTS**

- D201,412 S \* 6/1965 de Groft ..... D19/43
- D205,330 S 7/1966 Capezzuto
- 4,509,875 A \* 4/1985 Shintani ..... 401/34
- D286,163 S \* 10/1986 Shintani ..... D19/43
- D286,546 S \* 11/1986 Funahashi ..... D19/43
- 4,685,820 A \* 8/1987 Kremer et al. .... 401/260
- D313,622 S \* 1/1991 Yazaki ..... D19/48
- D313,623 S \* 1/1991 Yazaki ..... D19/48
- D326,684 S \* 6/1992 Shike et al. .... D19/49
- D332,624 S \* 1/1993 Hollowood ..... D19/43
- D333,014 S \* 2/1993 Lang ..... D28/76
- D369,183 S \* 4/1996 Yoshida ..... D19/49
- D389,862 S \* 1/1998 Imagawa ..... D19/43
- D403,703 S 1/1999 Campbell
- D411,237 S 6/1999 Izushima
- D413,925 S \* 9/1999 Reichmann ..... D19/36
- D415,797 S \* 10/1999 Wright et al. .... D19/66

- D449,649 S \* 10/2001 Takanashi ..... D19/43
- D452,529 S 12/2001 Tsuchida
- D464,374 S \* 10/2002 Reichmann ..... D19/43
- D470,885 S \* 2/2003 Tahara ..... D19/36
- D471,234 S \* 3/2003 Okutani ..... D19/57
- D472,925 S 4/2003 Nishitani
- 6,626,334 B2 \* 9/2003 Ewing ..... 224/200

(Continued)

**FOREIGN PATENT DOCUMENTS**

WO WO DM/061151 \* 6/2007

**OTHER PUBLICATIONS**

Qiu, Z., et al., U.S. Appl. No. 29/250,873, filed Dec. 4, 2006.

*Primary Examiner*—Elizabeth A. Albert

*Assistant Examiner*—Karen E Eldridge Powers

(74) *Attorney, Agent, or Firm*—Christensen O'Connor Johnson Kindness PLLC

(57) **CLAIM**

The ornamental design for a highlighter, as shown and described.

**DESCRIPTION**

FIG. 1 is a front perspective view of a highlighter showing our new design;

FIG. 2 is a front perspective view of the highlighter shown in FIG. 1 with the cap removed and placed on the opposite end of the highlighter;

FIG. 3 is an exploded front perspective view of the highlighter shown in FIG. 1;

FIG. 4 is a front elevation view thereof;

FIG. 5 is a top plan view thereof;

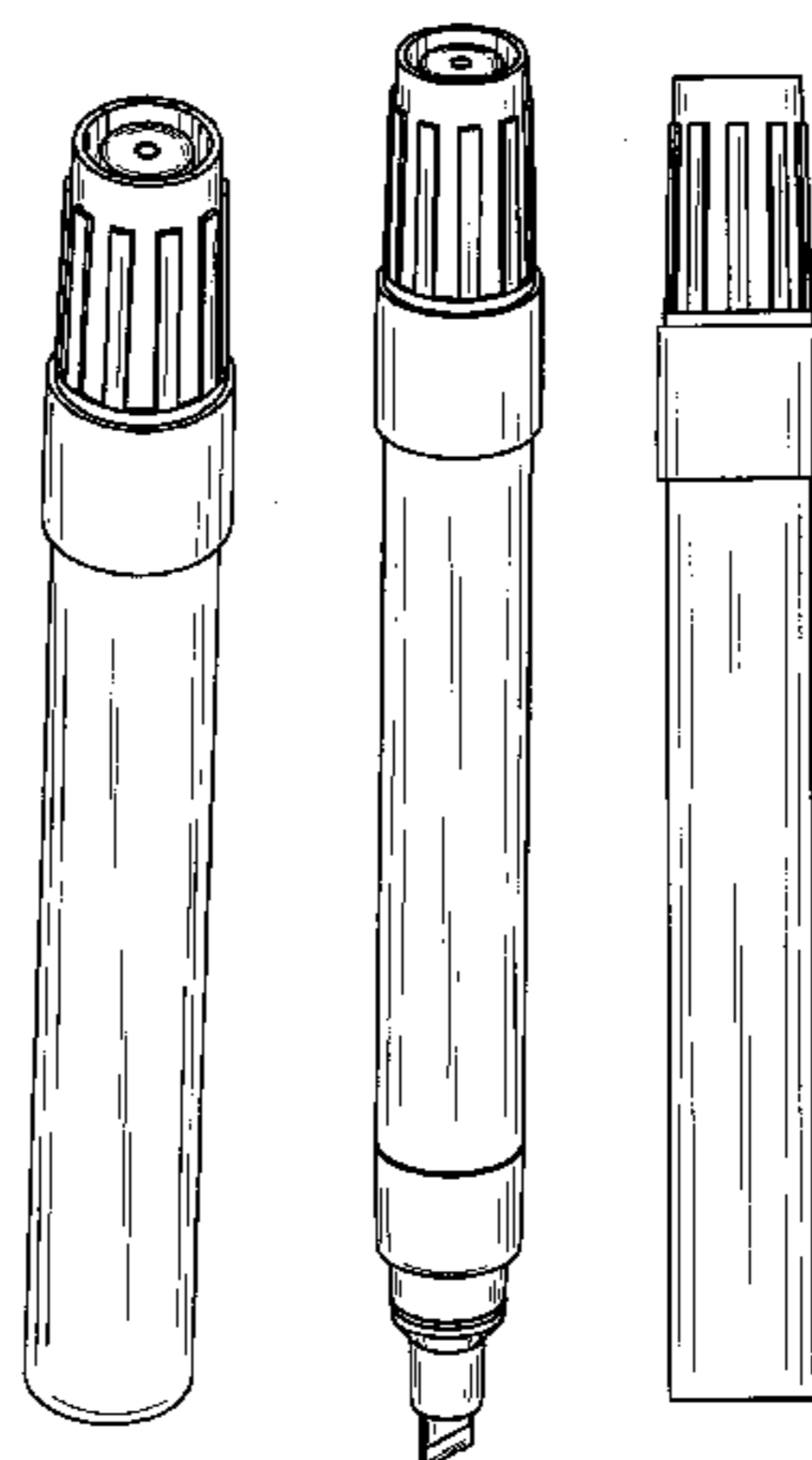
FIG. 6 is a left side elevation view thereof;

FIG. 7 is a rear elevation view thereof;

FIG. 8 is a bottom plan view thereof; and,

FIG. 9 is a right side elevation view thereof.

**1 Claim, 4 Drawing Sheets**



# US D575,336 S

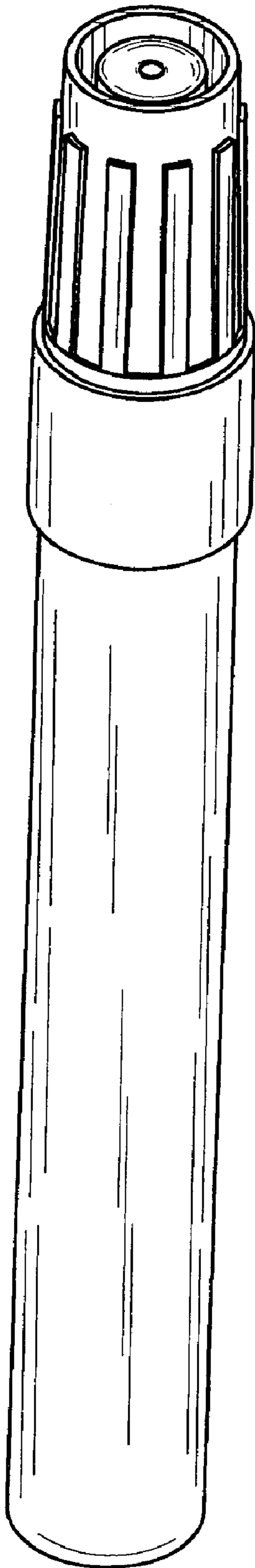
Page 2

---

## U.S. PATENT DOCUMENTS



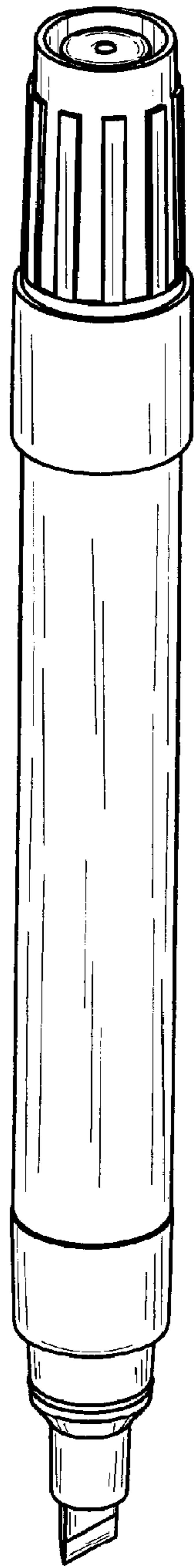
6,626,600 B1 *	9/2003	Brand et al. ....	401/202	7,156,571 B2 *	1/2007	Mook et al. ....	401/29
D493,832 S *	8/2004	Hung .....	D19/43	D537,876 S *	3/2007	Balzer .....	D19/36
D496,070 S	9/2004	Furlong		D545,895 S *	7/2007	Okutani .....	D19/36
6,837,638 B1 *	1/2005	Noguchi .....	401/110	D545,899 S *	7/2007	Okutani .....	D19/43
D504,151 S	4/2005	Furlong		2002/0146272 A1 *	10/2002	Conover .....	401/131

\* cited by examiner

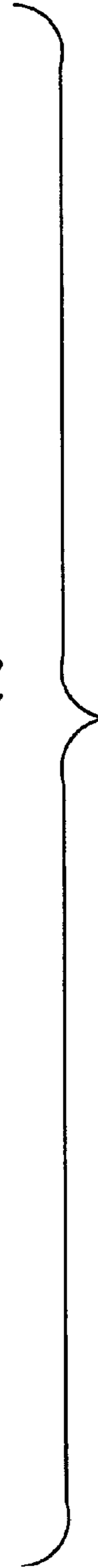


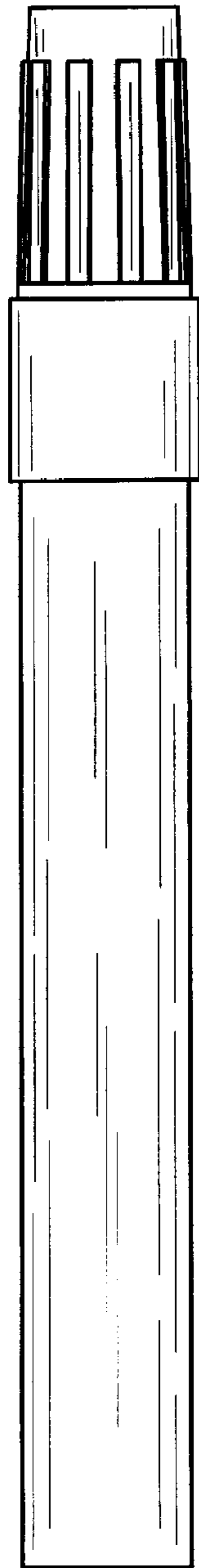
*Fig. 1.*

*Fig. 2.*

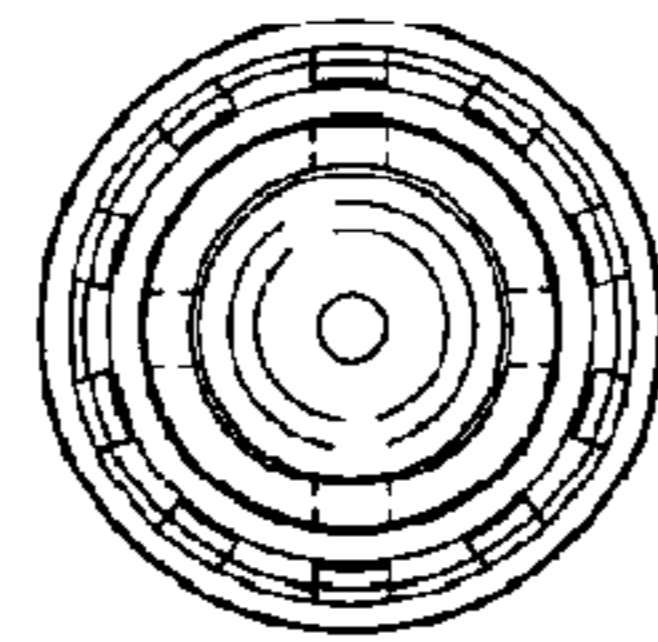


*Fig. 3.*






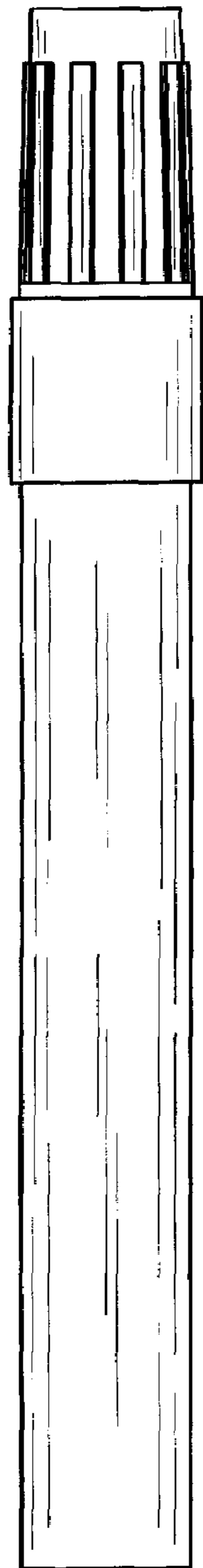
*Fig. 4.*



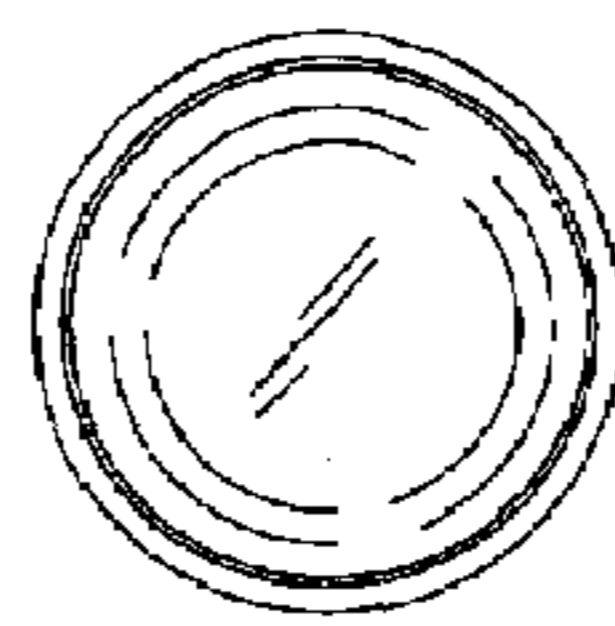
*Fig. 5.*




*Fig. 6.*



*Fig. 7.*



*Fig. 8.*



*Fig. 9.*

UNITED STATES PATENT AND TRADEMARK OFFICE  
**CERTIFICATE OF CORRECTION**

PATENT NO. : Des. 575,336 S  
APPLICATION NO. : 29/250870  
DATED : August 19, 2008  
INVENTOR(S) : Z. Qiu et al.

Page 1 of 1

It is certified that error appears in the above-identified patent and that said Letters Patent is hereby corrected as shown below:

<u>COLUMN</u>	<u>LINE</u>	<u>ERROR</u>
Pg. 1, col. 2	Assistant Examiner	“Karen E Eldridge Powers” should be --Karen E. Eldridge Powers--

Signed and Sealed this

Nineteenth Day of May, 2009



JOHN DOLL  
*Acting Director of the United States Patent and Trademark Office*