



US00D575335S

(12) **United States Design Patent**
Widström et al.

(10) **Patent No.:** **US D575,335 S**

(45) **Date of Patent:** **** *Aug. 19, 2008**

(54) **PEN**

(76) Inventors: **Gustav Widström**, Bjurholmsplan 25,
4tr. 11663, Stockholm (SE); **Marcus**
Heneen, Bergsundsstrand 15, 7tr, 11738
Stockholm (SE); **Susanna Ljungqvist**,
Vikingsgatan 14, 3tr, 11342 Stockholm
(SE)

(*) Notice: This patent is subject to a terminal dis-
claimer.

(**) Term: **14 Years**

(21) Appl. No.: **29/174,299**

(22) Filed: **Jan. 15, 2003**

(30) **Foreign Application Priority Data**

Jul. 18, 2002 (SE) 02-1080

(51) **LOC (8) Cl.** **19-06**

(52) **U.S. Cl.** **D19/43**

(58) **Field of Classification Search** D19/35,
D19/36, 41-51, 53-58, 81-85; 401/6, 7,
401/88, 52, 98, 195, 202, 209, 213, 243,
401/244, 245, 246, 247, 262, 99, 100, 104-109,
401/192, 196; 211/69.1-69.9; 16/430; 24/11 F,
24/11 R, 11 P

See application file for complete search history.

(56) **References Cited**

U.S. PATENT DOCUMENTS

836,652 A * 11/1906 Rosdahl 15/443
843,767 A * 2/1907 Plach 15/443
D181,861 S * 1/1958 Lamb D19/45
D202,395 S * 9/1965 Lamb D19/45
D239,112 S * 3/1976 Marynissen D19/45
4,570,106 A * 2/1986 Sohval 401/213
4,728,212 A * 3/1988 Spector 401/88
5,066,156 A * 11/1991 Petrillo et al. 401/213
D323,350 S * 1/1992 Johansson D19/49
5,174,672 A * 12/1992 Townsend 401/6
D333,837 S * 3/1993 Peersmann D19/46

D359,508 S * 6/1995 Debbas D19/47
D370,234 S * 5/1996 Johnson D19/45
5,599,127 A * 2/1997 Fuhrmann et al. 401/202
D379,473 S * 5/1997 DeLorenzo et al. D19/55
D393,484 S * 4/1998 Schubert D19/42

(Continued)

FOREIGN PATENT DOCUMENTS

CH DM/053812 * 11/2000
DE DM/053736 * 7/2000

Primary Examiner—Elizabeth A Albert

(74) *Attorney, Agent, or Firm*—Orum & Roth LLC

(57) **CLAIM**

We claim the ornamental design for a pen, as shown and
described.

DESCRIPTION

FIG. 1 is a top, side, perspective view of the pen showing my
new design;

FIG. 2 is a left side elevational view thereof;

FIG. 3 is a right side elevational view thereof;

FIG. 4 is a top plan view of the pen, shown separately without
the cap for ease of illustration;

FIG. 5 is an inverted left side view of the pen, shown sepa-
rately without the cap for ease of illustration;

FIG. 6 is a bottom, side, perspective view of the pen, shown
separately without the cap for ease of illustration;

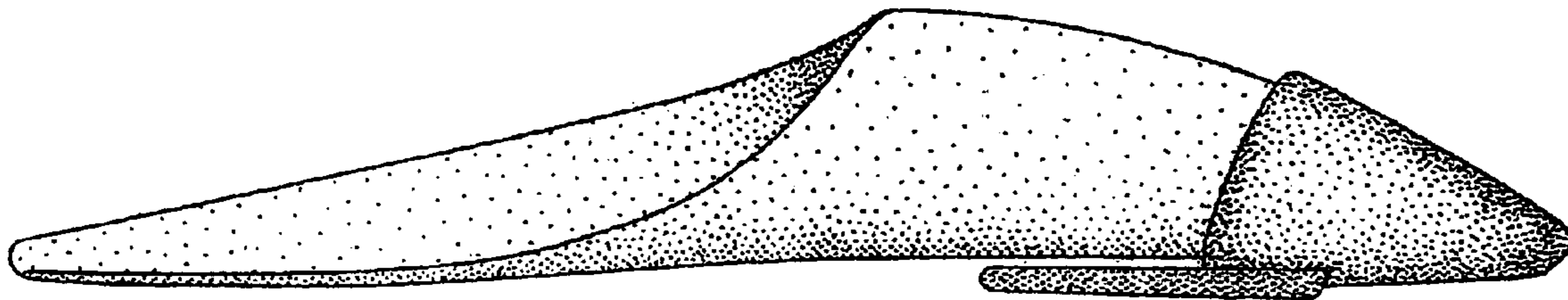
FIG. 7 is a top plan view of the cap, shown separately without
the pen for ease of illustration;

FIG. 8 is a side elevational view of the cap, shown separately
without the pen for ease of illustration; and,

FIG. 9 is another top, side, perspective view of the pen, shown
separately without the cap for ease of illustration.

The stippling shown in the drawings represents surface shad-
ing and not a surface texture.

1 Claim, 9 Drawing Sheets



US D575,335 S

Page 2

U.S. PATENT DOCUMENTS

D399,254 S *	10/1998	Schubert	D19/42	D453,531 S *	2/2002	Simon	D19/47
D399,314 S *	10/1998	Wells et al.	D24/112	D475,086 S *	5/2003	Kent et al.	D19/49
D423,048 S *	4/2000	Sinclair	D19/42	6,773,183 B2 *	8/2004	Geddes et al.	401/6
D439,613 S *	3/2001	Ham	D19/43	D530,748 S *	10/2006	Kent et al.	D19/57
D446,812 S *	8/2001	Liu	D19/43	D546,386 S *	7/2007	Qiu	D19/43
D453,186 S *	1/2002	Simon	D19/47	D546,387 S *	7/2007	Qiu	D19/43
				D552,175 S *	10/2007	Boerio	D19/49

* cited by examiner

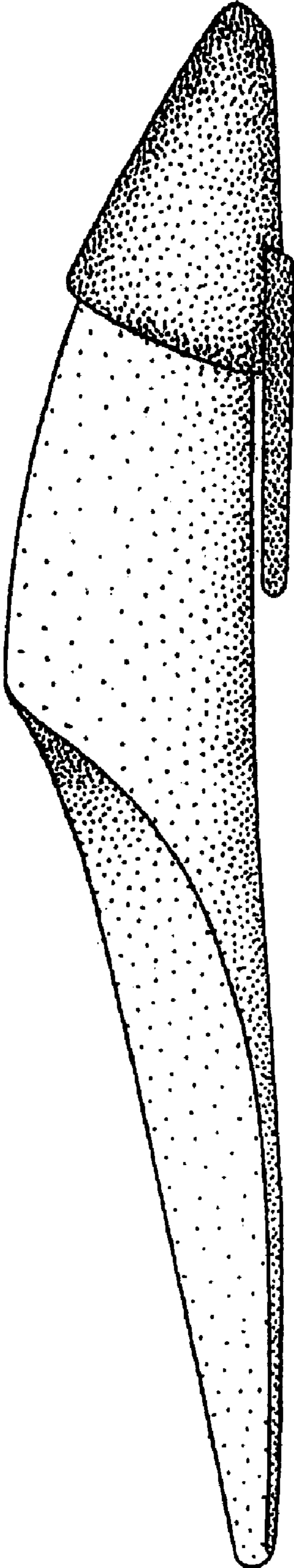


FIGURE 1

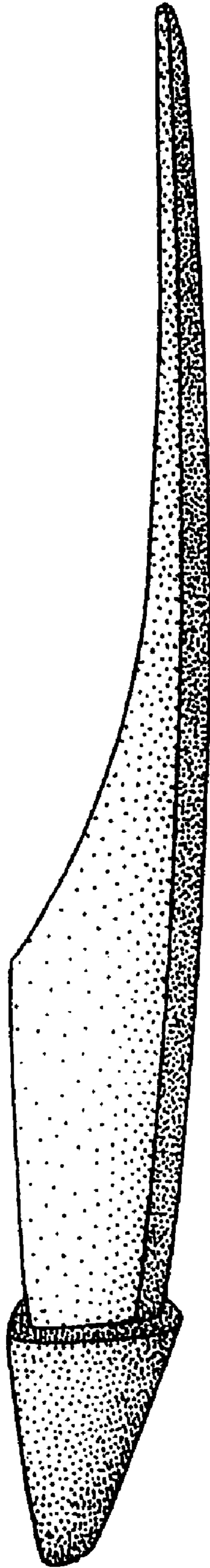


FIGURE 2

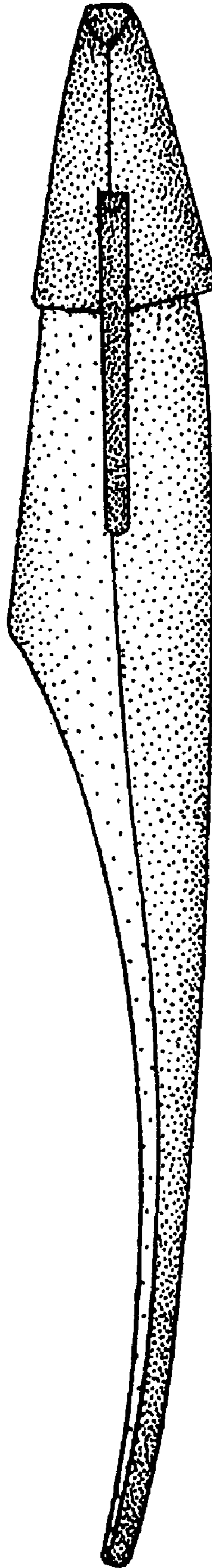


FIGURE 3

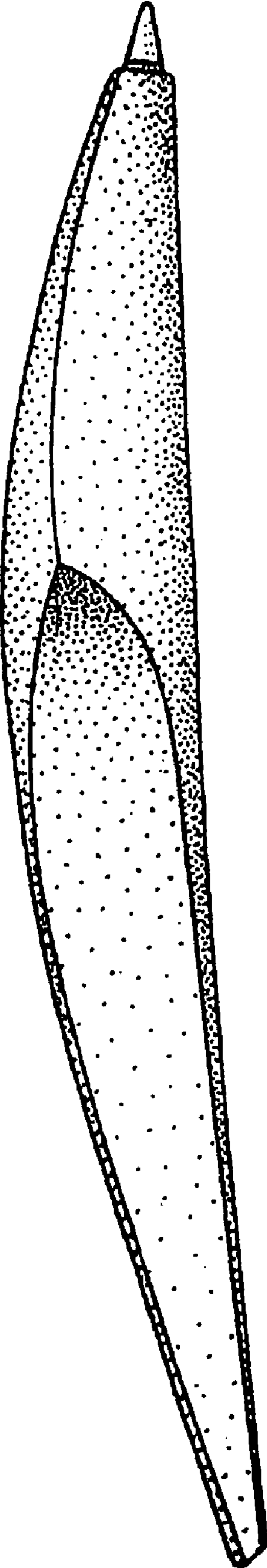


FIGURE 4

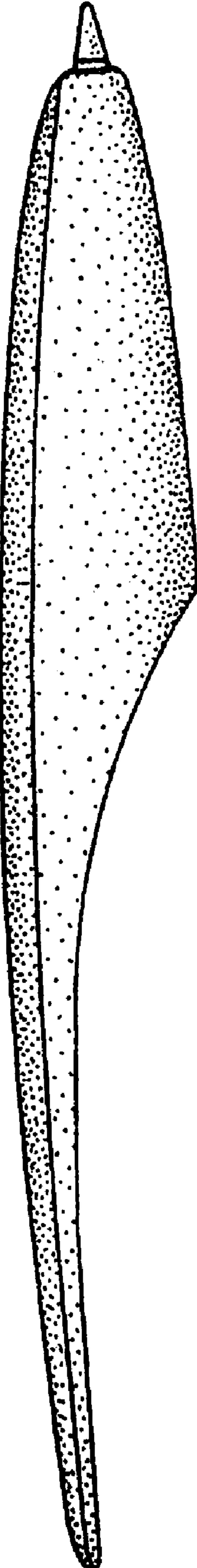


FIGURE 5

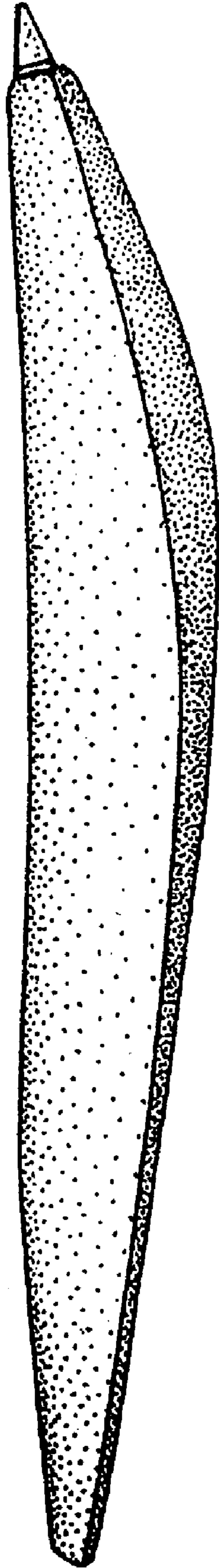


FIGURE 6

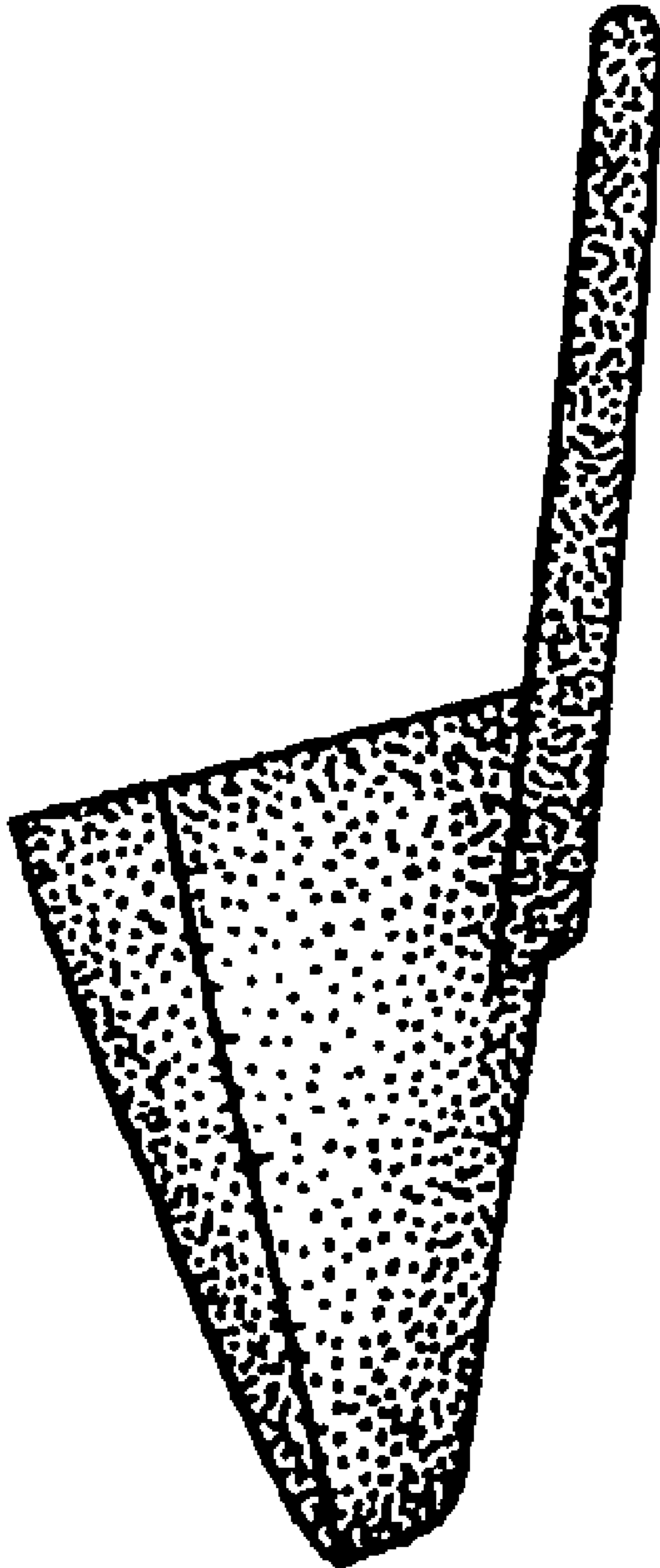


FIGURE 7



FIGURE 8

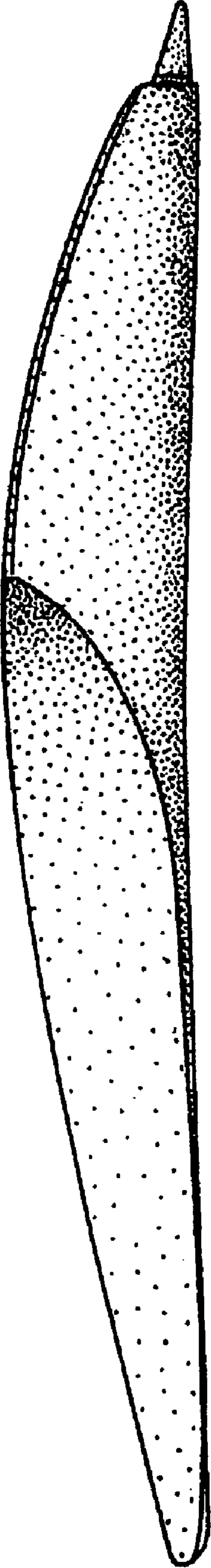


FIGURE 9