



US00D575313S

(12) **United States Design Patent**
Hull et al.

(10) **Patent No.:** **US D575,313 S**
(45) **Date of Patent:** **** Aug. 19, 2008**

(54) **BUILD PLATFORM**

(75) Inventors: **Charles W. Hull**, Santa Clarita, CA (US); **Charles R. Sperry**, Leeds, MA (US); **Suzanne M. Scott**, Springfield, VT (US); **Dennis F. McNamara, Jr.**, Charlestown, NH (US); **Jason Rittenhour**, Claremont, NH (US)

(73) Assignee: **3D Systems, Inc.**, Rock Hill, SC (US)

(**) Term: **14 Years**

(21) Appl. No.: **29/276,139**

(22) Filed: **Jan. 17, 2007**

(51) **LOC (8) Cl.** **15-09**

(52) **U.S. Cl.** **D15/141**

(58) **Field of Classification Search** D11/143,
D11/155; D15/122, 141, 199; D21/485,
D21/488, 499, 500, 503, 504; D34/38; 200/5 A,
200/246, 283, 516

See application file for complete search history.

(56) **References Cited**

U.S. PATENT DOCUMENTS

D148,930 S *	3/1948	Hickman	D21/499
4,499,343 A *	2/1985	Prioux et al.	200/5 A
4,518,833 A *	5/1985	Watkins	200/5 A
4,734,679 A *	3/1988	Haskins	341/22
D320,125 S *	9/1991	Hacker	D7/395
D336,320 S *	6/1993	Sher	D21/499
D350,247 S *	9/1994	Buske	D6/484
D354,318 S *	1/1995	Ryaa et al.	D21/485
D374,936 S *	10/1996	Jakab	D24/217

D379,380 S *	5/1997	Delaney	D21/485
D382,144 S *	8/1997	Lo	D6/480
D385,926 S *	11/1997	Nielsen	D21/485
D396,922 S *	8/1998	Agtuca	D34/23
D423,027 S *	4/2000	Yamasaki et al.	D15/199
D423,532 S *	4/2000	Yamasaki et al.	D15/199
D443,659 S *	6/2001	Jang	D21/500
D501,052 S *	1/2005	Yang et al.	D25/139
D532,179 S *	11/2006	Guidroz	D34/38
D540,711 S *	4/2007	Howard et al.	D11/155
2008/0072536 A1 *	3/2008	Chesters et al.	53/285

* cited by examiner

Primary Examiner—Sandra Snapp

Assistant Examiner—Patricia Palasik

(74) *Attorney, Agent, or Firm*—William A. Simons; Keith A. Roberson

(57) **CLAIM**

The ornamental design for a build platform, as shown and described.

DESCRIPTION

FIG. 1 is a perspective view of a build platform depicting the new design;

FIG. 2 is a top plan view of the build platform;

FIG. 3 is a bottom plan view of the build platform;

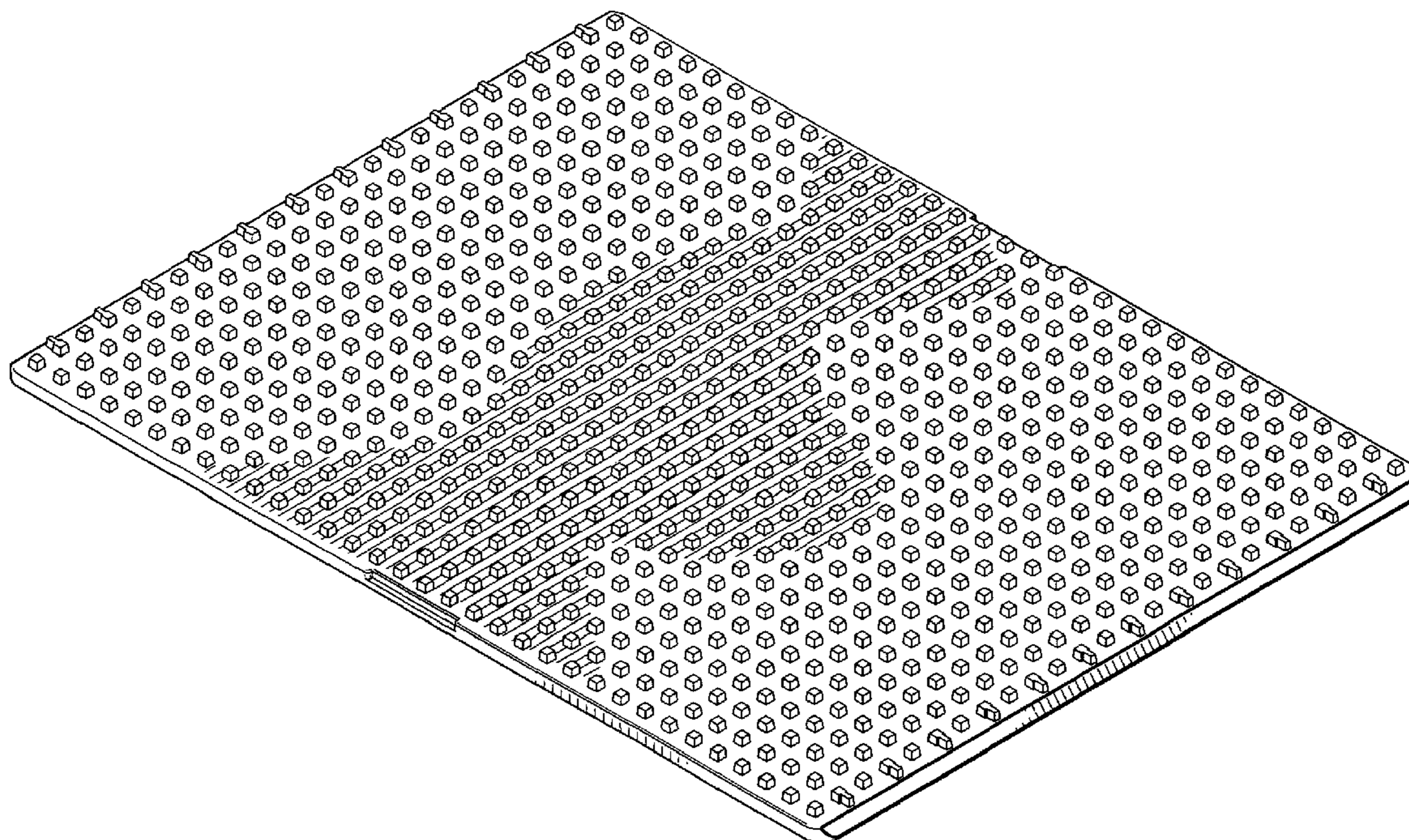
FIG. 4 is a front elevation view of the build platform;

FIG. 5 is a rear elevation view of the build platform;

FIG. 6 is a right side elevation view of the build platform; and,

FIG. 7 is a left side elevation view of the build platform.

1 Claim, 5 Drawing Sheets



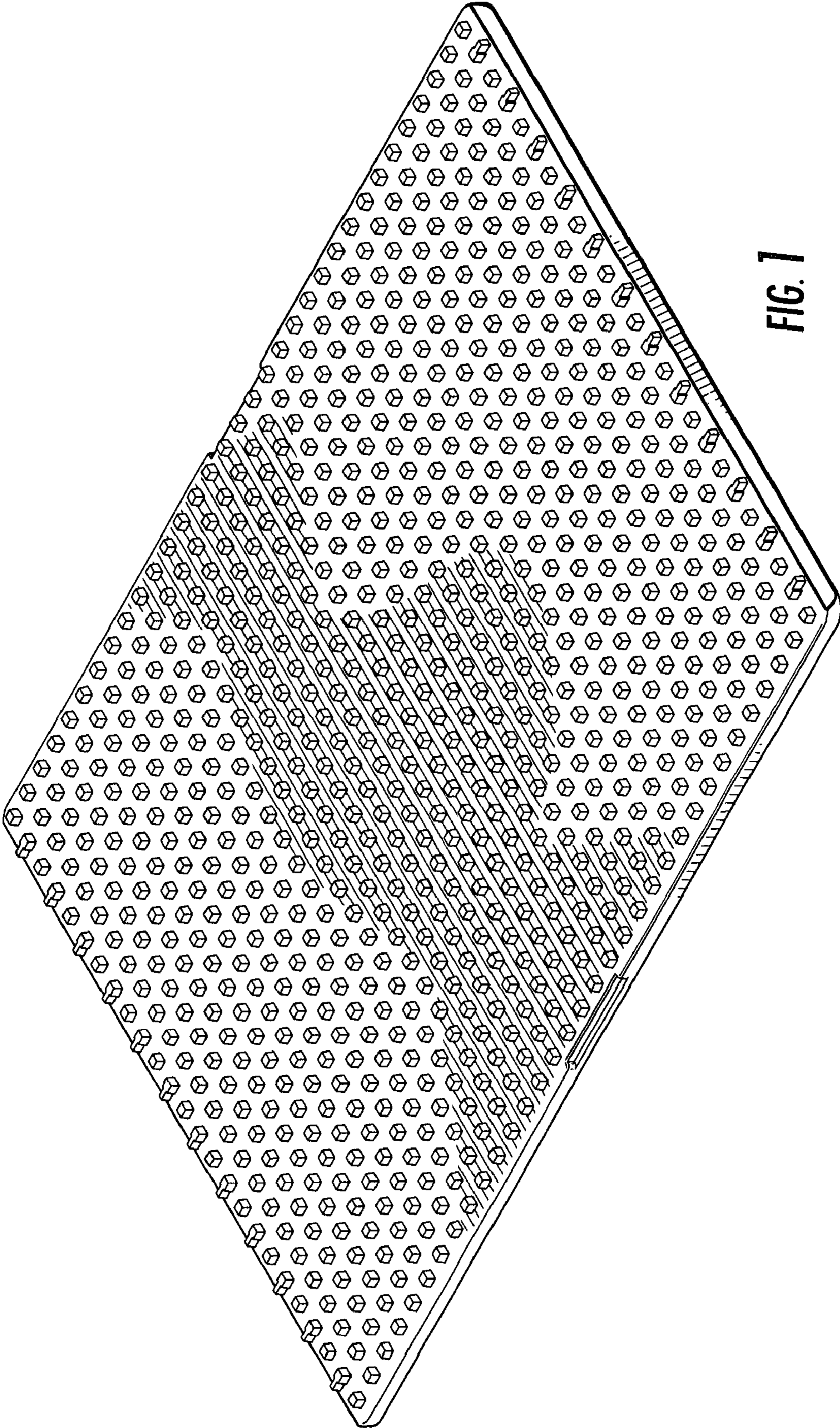


FIG. 1

FIG. 2


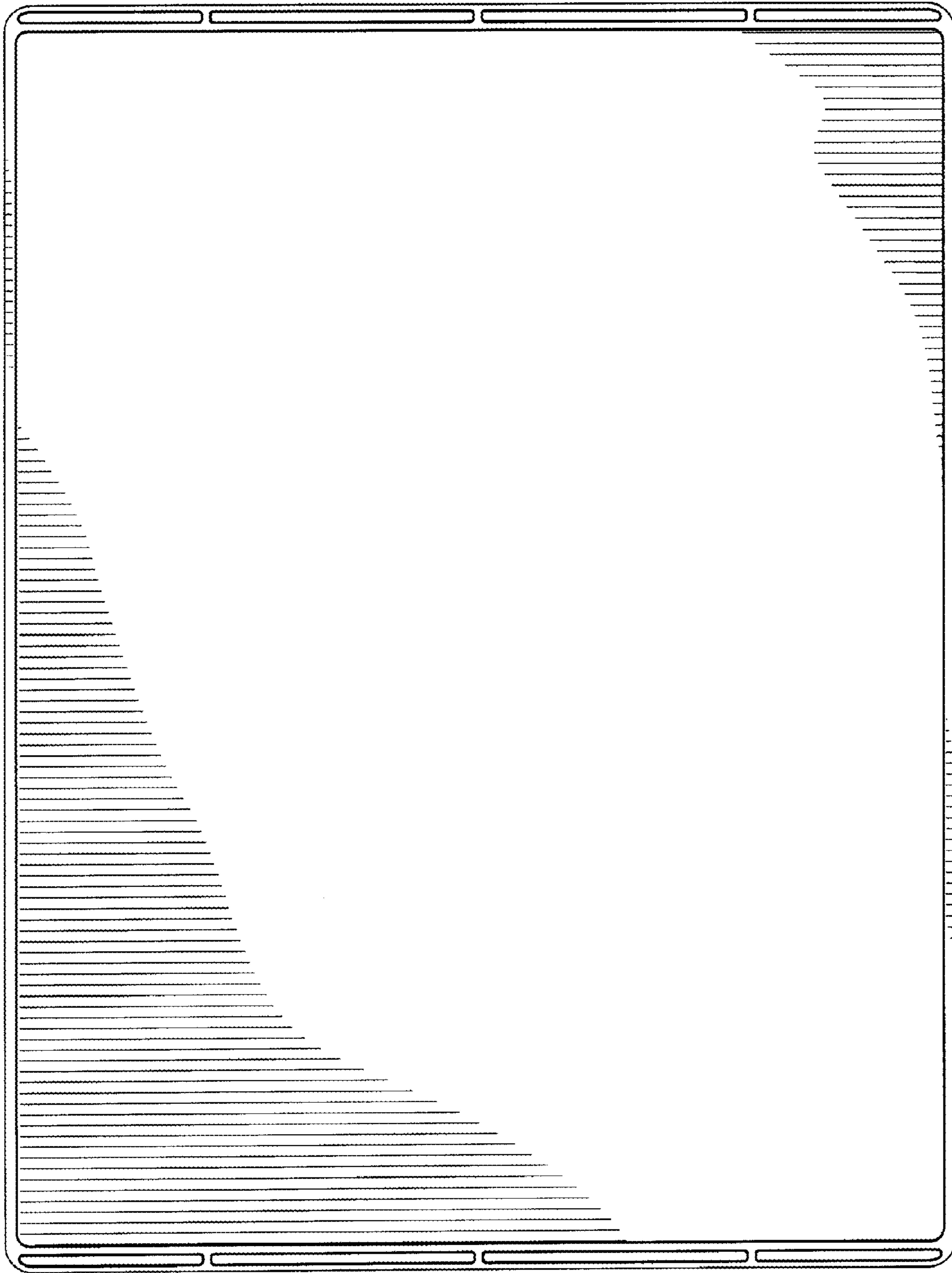


FIG. 3



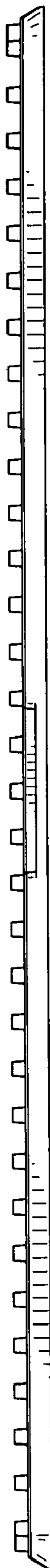


FIG. 4

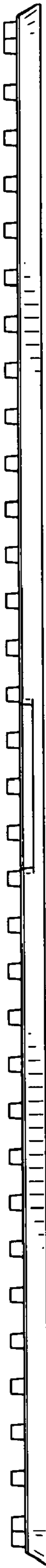


FIG. 5

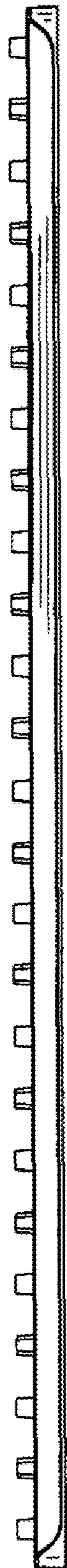


FIG. 6



FIG. 7