



US00D575311S

(12) **United States Design Patent**
Konecny

(10) **Patent No.:** **US D575,311 S**

(45) **Date of Patent:** **** Aug. 19, 2008**

(54) **DRILL DUST COLLECTION ATTACHMENT**

(76) Inventor: **Dale F. Konecny**, 5011 Home Ave., Mc Henry, IL (US) 60050

(**) Term: **14 Years**

(21) Appl. No.: **29/296,868**

(22) Filed: **Oct. 30, 2007**

(51) **LOC (8) Cl.** **15-09**

(52) **U.S. Cl.** **D15/138**

(58) **Field of Classification Search** D8/62,
D8/70; D15/126, 132, 138, 139, 140; 51/270;
144/252; 145/116; 173/75, 209, 211; 408/204,
408/206, 207, 209, 241 G

See application file for complete search history.

(56) **References Cited**

U.S. PATENT DOCUMENTS

551,465	A *	12/1895	Elliott	175/211
1,398,814	A *	11/1921	Tanenbaum	408/67
2,307,312	A *	1/1943	Whiting	D15/126
2,792,199	A *	5/1957	Becker et al.	175/211
3,536,149	A *	10/1970	Laird	175/209
3,583,821	A *	6/1971	Shaub et al.	408/67
D224,718	S *	9/1972	Wahl	D15/138
D228,464	S *	9/1973	Liechti	D15/126
3,924,696	A *	12/1975	Horlin et al.	175/209
D279,379	S *	6/1985	Uram	D15/138
D297,803	S *	9/1988	Rooney	D8/70

4,955,984	A	9/1990	Cuevas	
5,160,230	A *	11/1992	Cuevas 408/67
5,292,210	A	3/1994	Nowick	
D401,252	S *	11/1998	Tudhope et al. D15/138
5,983,445	A *	11/1999	Baker 408/67
6,193,448	B1 *	2/2001	Brennan 408/67
6,457,915	B1 *	10/2002	Kao 408/67
6,814,527	B1	11/2004	Fleming	
D542,312	S *	5/2007	Skradski et al. D15/138
D543,563	S *	5/2007	Skradski et al. D15/138
D555,180	S *	11/2007	Amamoto et al. D15/126
2005/0013674	A1 *	1/2005	Vidal 408/67
2007/0243031	A1 *	10/2007	Yun 408/67

* cited by examiner

Primary Examiner—Sandra Snapp
Assistant Examiner—Patricia Palasik

(57) **CLAIM**

The ornamental design for a drill dust collection attachment, as shown and described.

DESCRIPTION

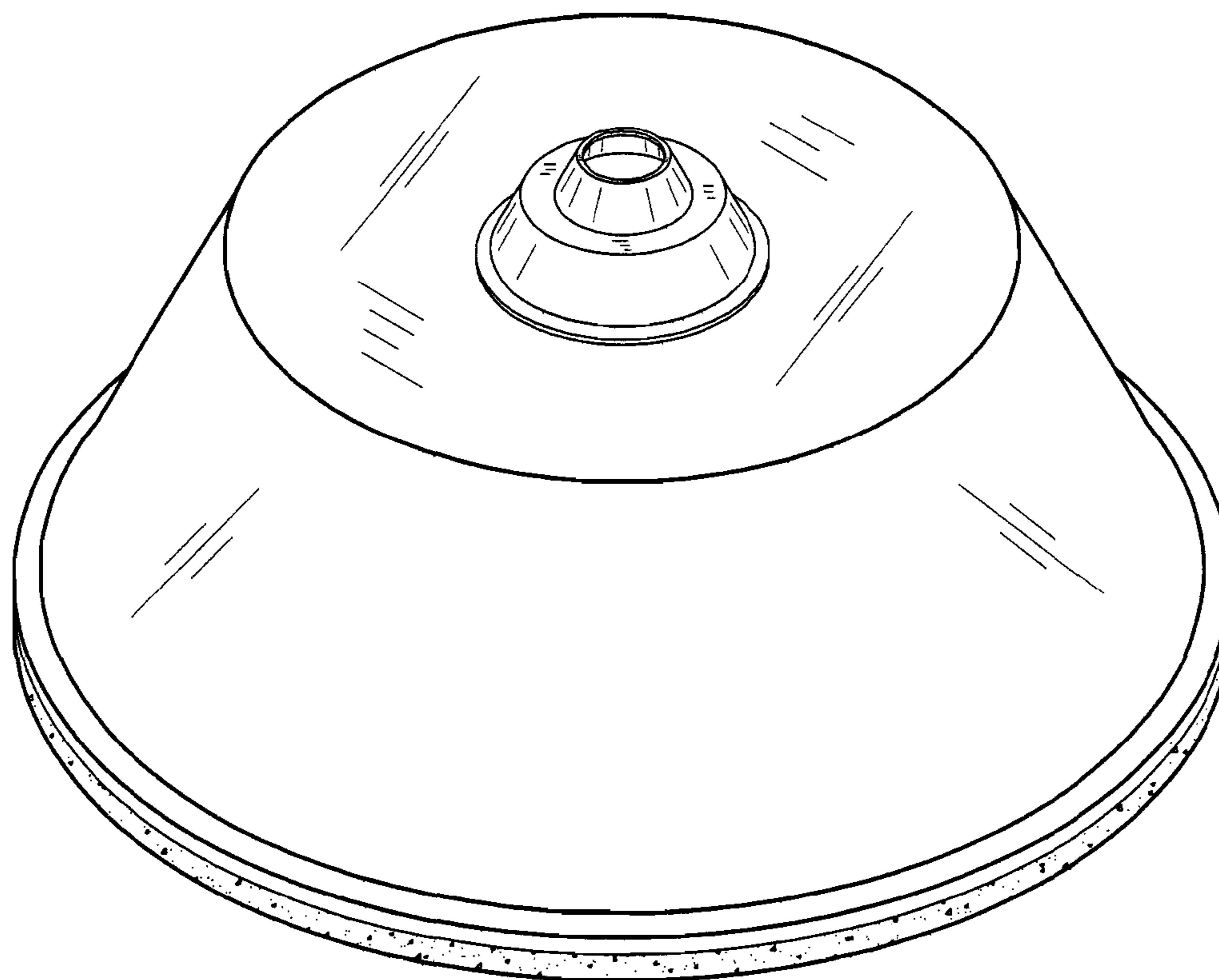
FIG. 1 is a front elevation view of a drill dust collection attachment showing my new design;

FIG. 2 is a top plan view thereof;

FIG. 3 is a bottom plan view thereof; and,

FIG. 4 is an isometric view thereof.

1 Claim, 3 Drawing Sheets



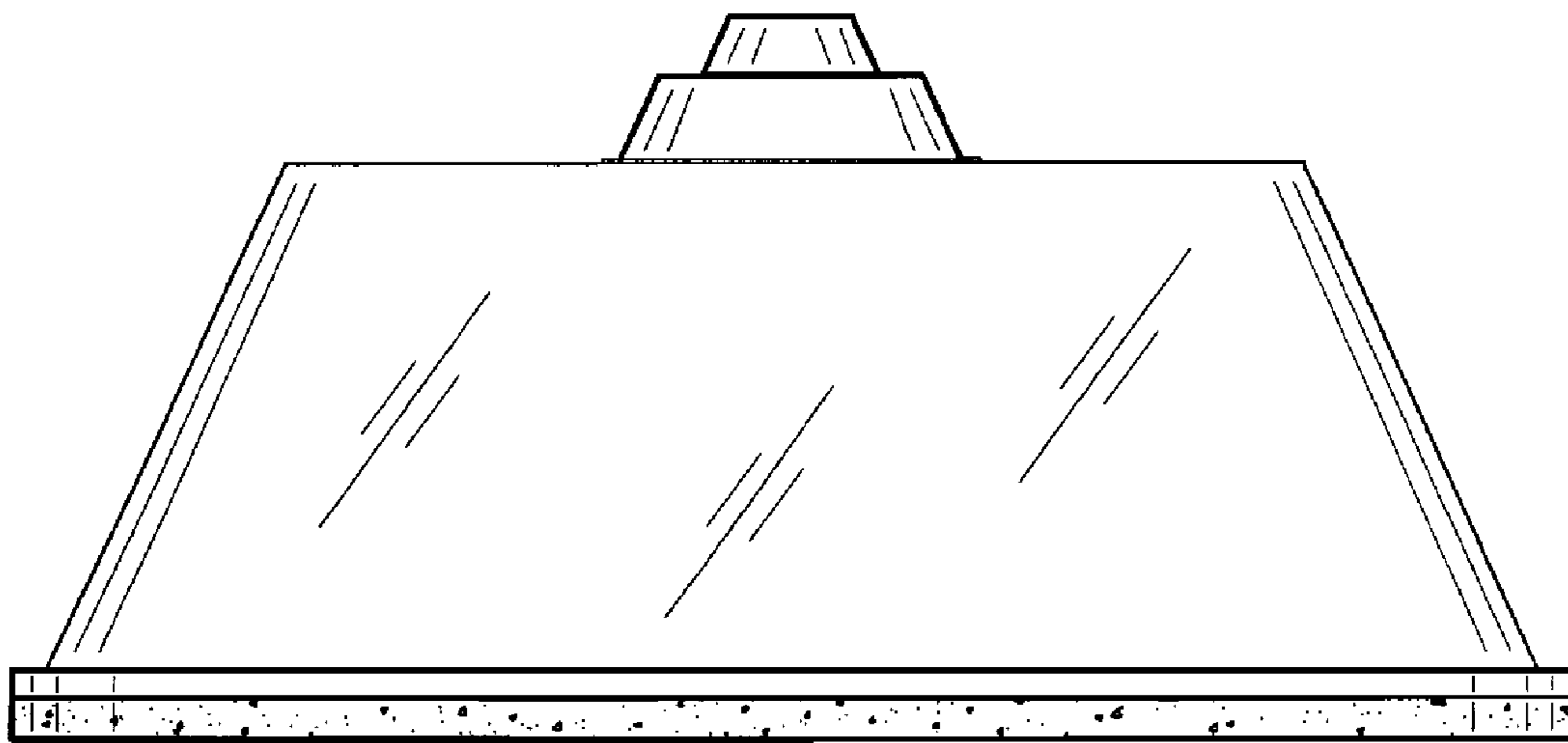


FIG. 1

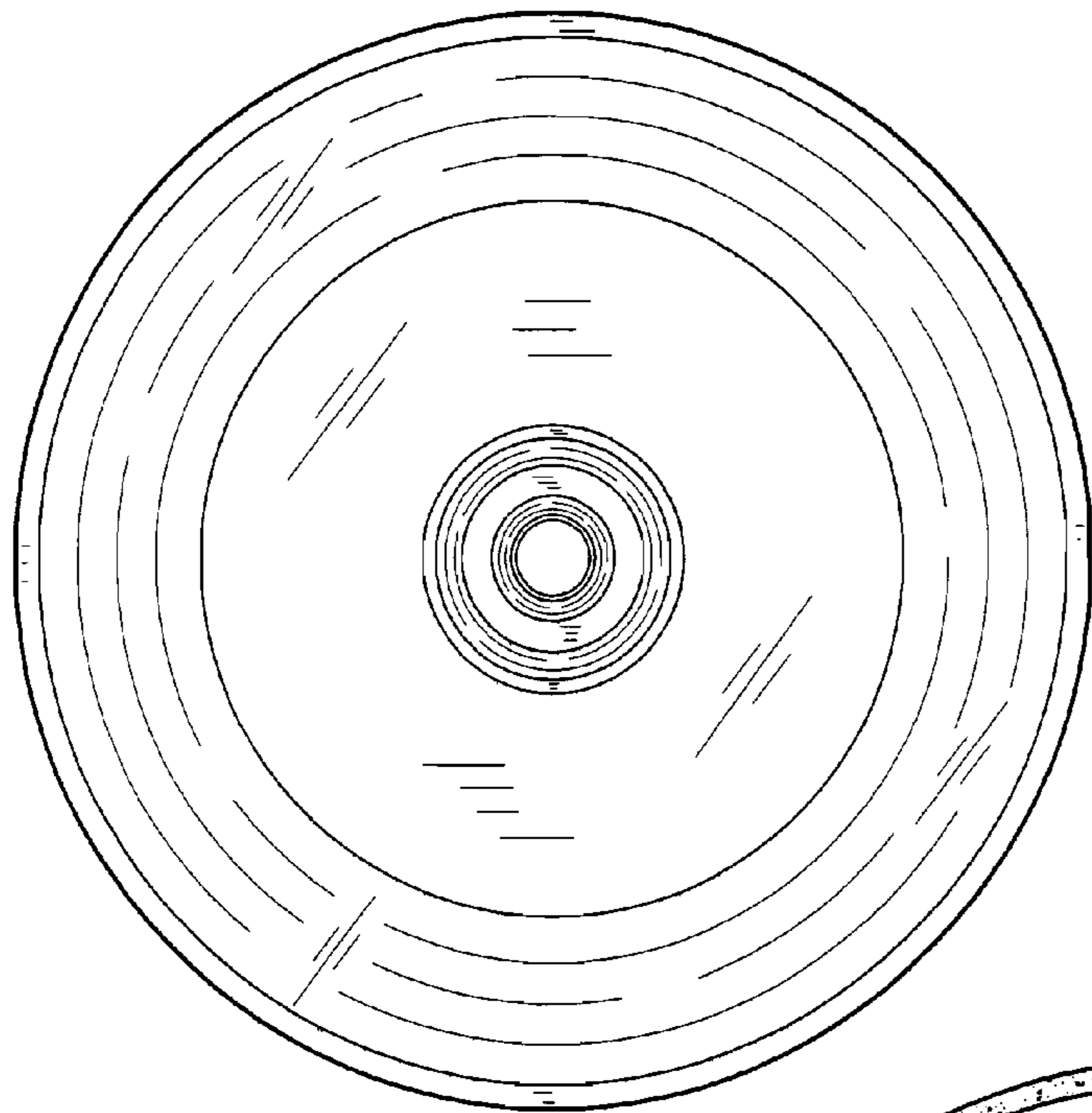


FIG. 2

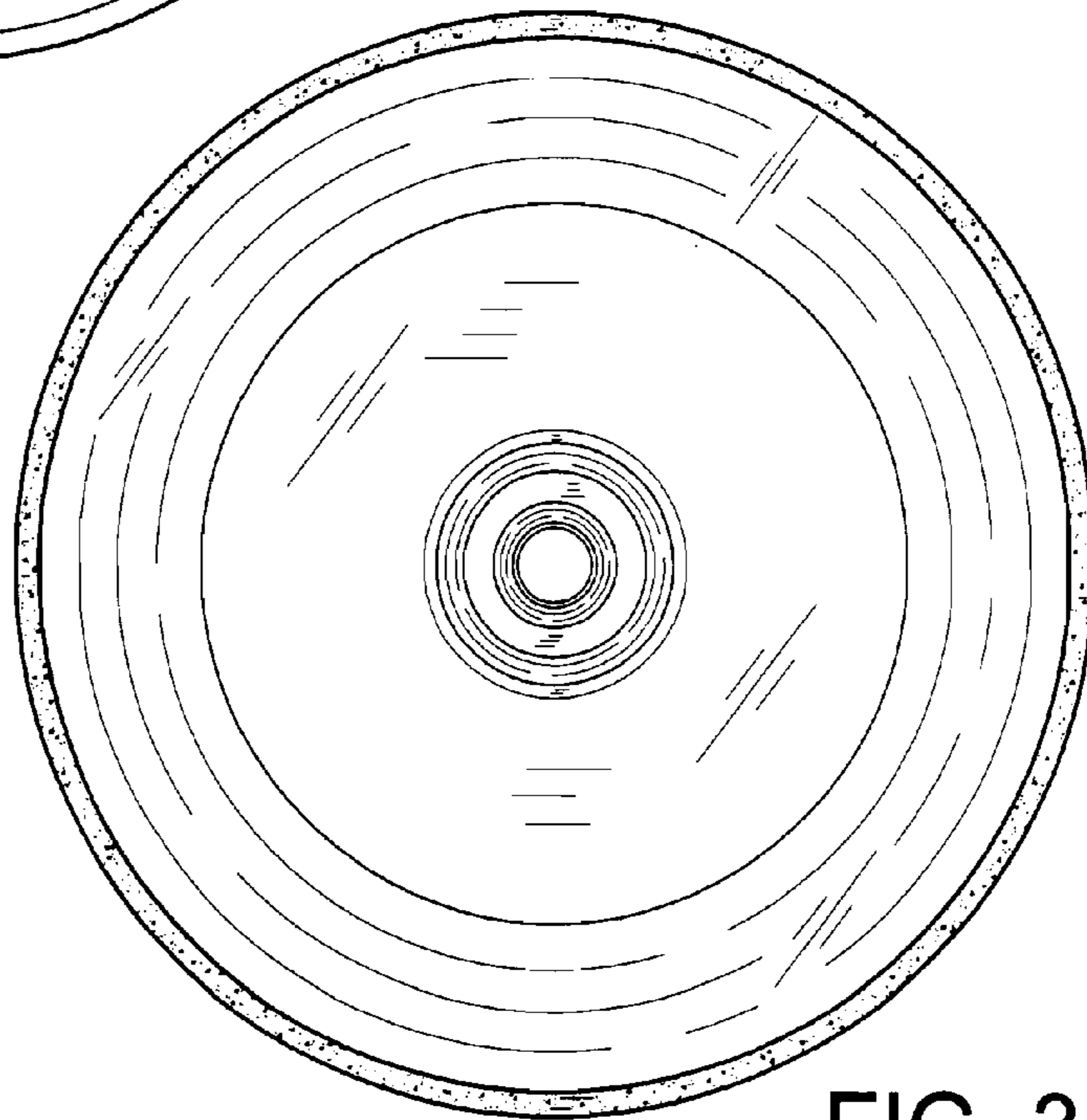


FIG. 3

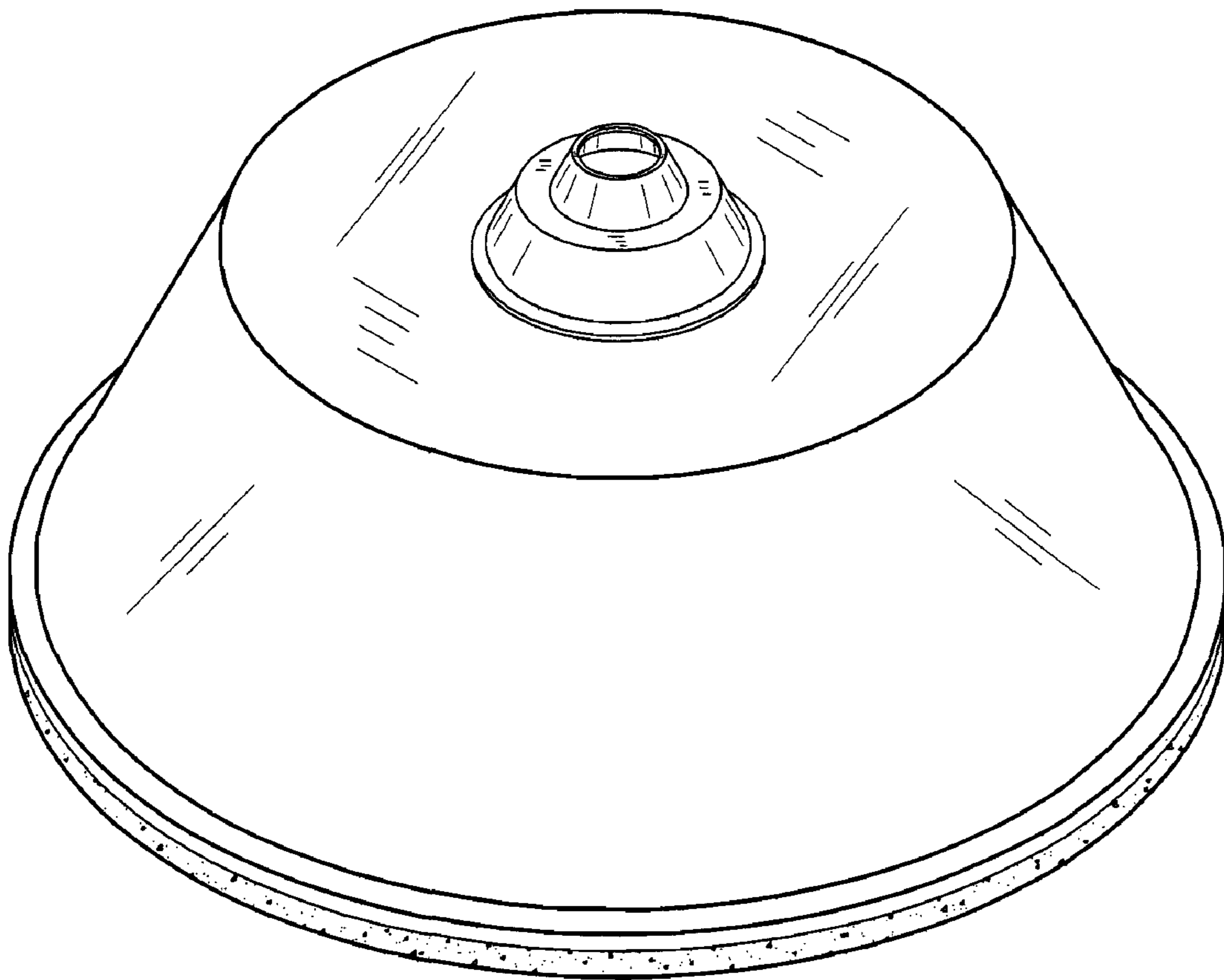


FIG. 4