



US00D575299S

(12) **United States Design Patent**
Lee

(10) **Patent No.:** **US D575,299 S**

(45) **Date of Patent:** **** Aug. 19, 2008**

(54) **VIDEO IMAGE DISPLAY FOR MONITOR**

(75) Inventor: **Young Eun Lee**, Seoul (KR)

(73) Assignee: **Samsung Electronics Co., Ltd.**,
Suwon-Si (KR)

(**) Term: **14 Years**

(21) Appl. No.: **29/274,287**

(22) Filed: **Apr. 11, 2007**

(30) **Foreign Application Priority Data**

Nov. 9, 2006 (KR) 30-2006-0044737

(51) **LOC (8) Cl.** **14-04**

(52) **U.S. Cl.** **D14/486**

(58) **Field of Classification Search** D14/485-495;
715/215, 228, 700, 703, 716, 719, 721, 727,
715/730, 736, 753, 763, 771, 779, 782, 783,
715/810, 811, 812, 813, 819, 820, 821, 822,
715/823, 824, 825, 828, 835, 836, 837, 838,
715/839, 840, 841, 843, 845, 846, 847, 848,
715/849, 850; 345/426, 473, 901, 902, 949,
345/952, 955, 960; 348/14.03; 455/556.2;
725/40, 41, 43, 44, 52, 53, 61

See application file for complete search history.

(56) **References Cited**

U.S. PATENT DOCUMENTS

D436,580 S * 1/2001 Navano et al. D14/486
6,961,954 B1 * 11/2005 Maybury et al. 725/53
D558,215 S * 12/2007 Hally et al. D14/486
D558,217 S * 12/2007 Kwon et al. D14/486
D558,218 S * 12/2007 Kwon et al. D14/486

D562,334 S * 2/2008 Kim et al. D14/486
2005/0216841 A1 * 9/2005 Acker et al. 715/730
2006/0014562 A1 * 1/2006 Syrtsov et al. 455/556.2
2006/0195789 A1 * 8/2006 Rogers et al. 715/727
2006/0236342 A1 * 10/2006 Kunkel et al. 725/52
2006/0265652 A1 * 11/2006 Seitz et al. 715/703
2006/0294468 A1 * 12/2006 Sareen et al. 715/730
2007/0261080 A1 * 11/2007 Saetti 725/61

FOREIGN PATENT DOCUMENTS

EM 000687991-0007 * 3/2007

* cited by examiner

Primary Examiner—Jennifer Rivard

Assistant Examiner—Angela J Lee

(74) *Attorney, Agent, or Firm*—Staas & Halsey LLP

(57) **CLAIM**

The ornamental design for a video image display for monitor, as shown and described.

DESCRIPTION

FIG. 1 is a perspective view of a video image display for monitor;

FIG. 2 is a front view of the video image display for monitor of FIG. 1; and,

FIG. 3 is an enlarged view of the video image display for monitor of FIG. 1 shown without the broken line monitor for convenience of illustration.

The broken line showing of a monitor is included for the purpose of illustrating environmental structure and forms no part of the claimed design.

1 Claim, 3 Drawing Sheets




FIG. 1

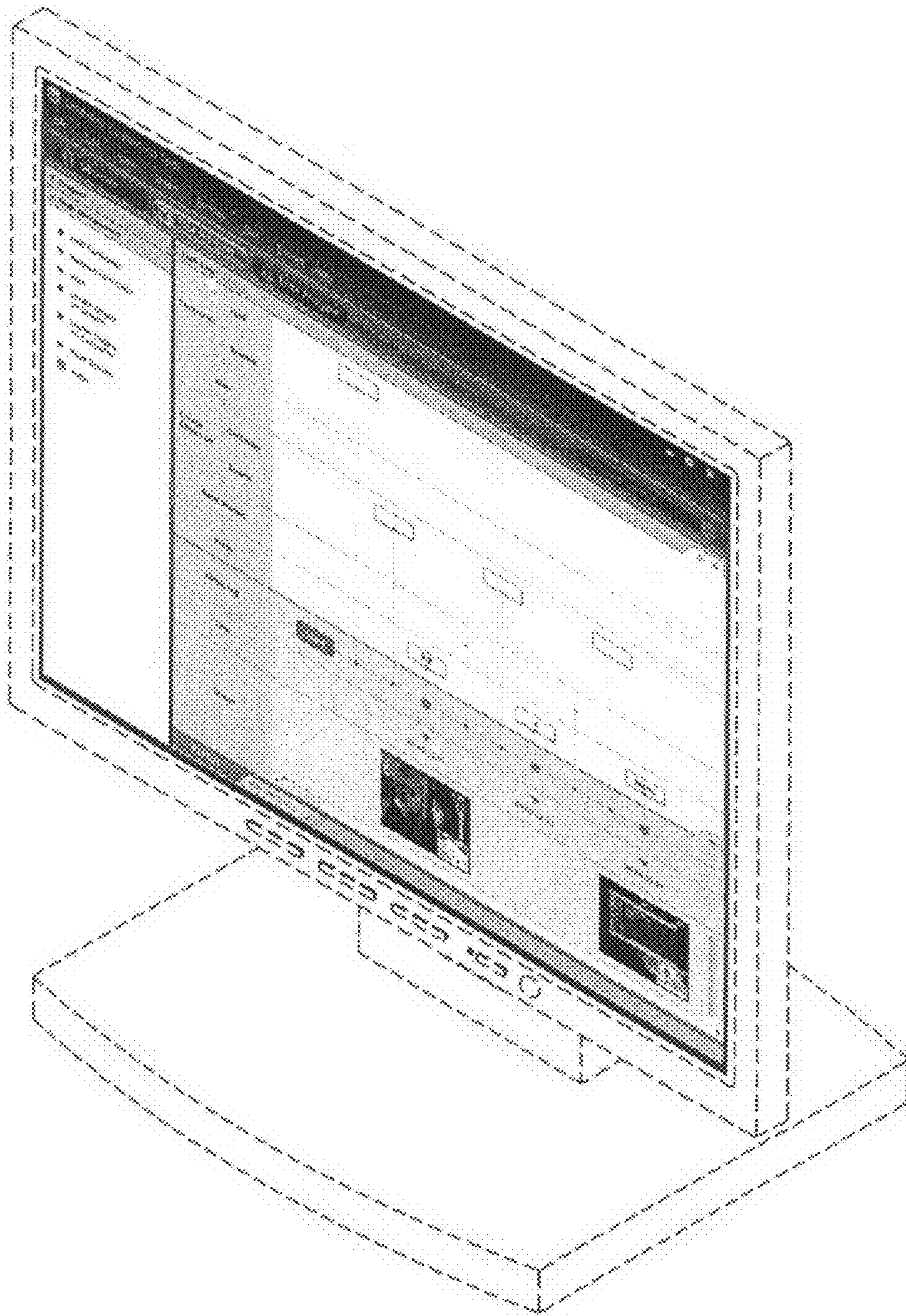


FIG. 2




FIG. 3

