



US00D575297S

(12) **United States Design Patent**
Glezer et al.

(10) **Patent No.:** **US D575,297 S**

(45) **Date of Patent:** **** Aug. 19, 2008**

(54) **COMPUTER GENERATED IMAGE FOR A DISPLAY PANEL OR SCREEN**

(75) Inventors: **Eli N. Glezer**, Chevy Chase, MD (US);
Michael L. Vock, Vienna, VA (US);
Kent Johnson, Bethesda, MD (US)

(73) Assignee: **Meso Scale Technologies, LLC**,
Gaithersburg, MD (US)

(**) Term: **14 Years**

(21) Appl. No.: **29/220,219**

(22) Filed: **Dec. 22, 2004**

Related U.S. Application Data

(62) Division of application No. 29/167,146, filed on Sep. 10, 2002, now Pat. No. Des. 502,184.

(51) **LOC (8) Cl.** **14-04**

(52) **U.S. Cl.** **D14/486**

(58) **Field of Classification Search** D14/485-95;
D18/24-33; D19/6; D20/11; D21/324-33;
715/700-867, 973-77; 422/102; 365/246;
435/7.92

See application file for complete search history.

(56) **References Cited**

U.S. PATENT DOCUMENTS

5,736,099	A *	4/1998	Hiraide et al.	422/57
5,753,456	A *	5/1998	Naqui et al.	435/29
D405,439	S	2/1999	Mullin	
D441,761	S	5/2001	Machida et al.	

6,229,603	B1 *	5/2001	Coassin et al.	356/246
D459,361	S	6/2002	Inagaki	
D465,497	S *	11/2002	Weng et al.	D14/485
D467,591	S	12/2002	Friedman	
D468,748	S	1/2003	Inagaki	
D474,778	S	5/2003	Barnes	
D478,595	S	8/2003	Istvan et al.	
6,861,035	B2 *	3/2005	Pham et al.	422/102
6,878,345	B1 *	4/2005	Astle	422/102
6,887,671	B2 *	5/2005	Tortorella	435/7.1
6,982,171	B2 *	1/2006	Kim et al.	435/366
7,037,580	B2 *	5/2006	Razavi et al.	428/343
7,070,740	B1 *	7/2006	Matson et al.	422/104

* cited by examiner

Primary Examiner—Melanie H Tung

(74) *Attorney, Agent, or Firm*—Scully, Scott, Murphy & Presser, P.C.

(57) **CLAIM**

The ornamental design for a computer generated image for a display panel or screen, as shown and described.

DESCRIPTION

FIG. 1 is a front view of a computer generated image for a display panel or screen showing our novel design;

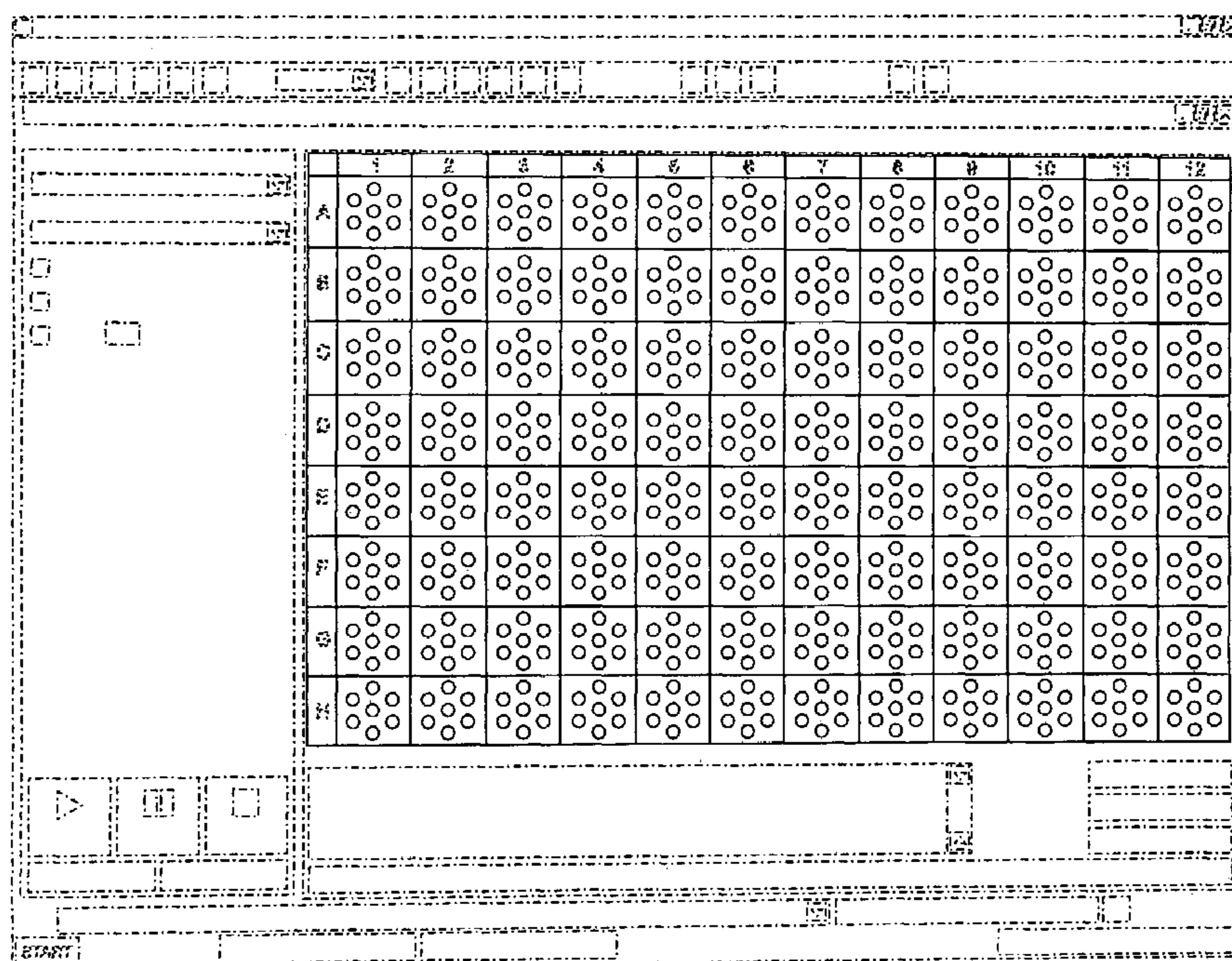
FIG. 2 is a front view of a second embodiment thereof;

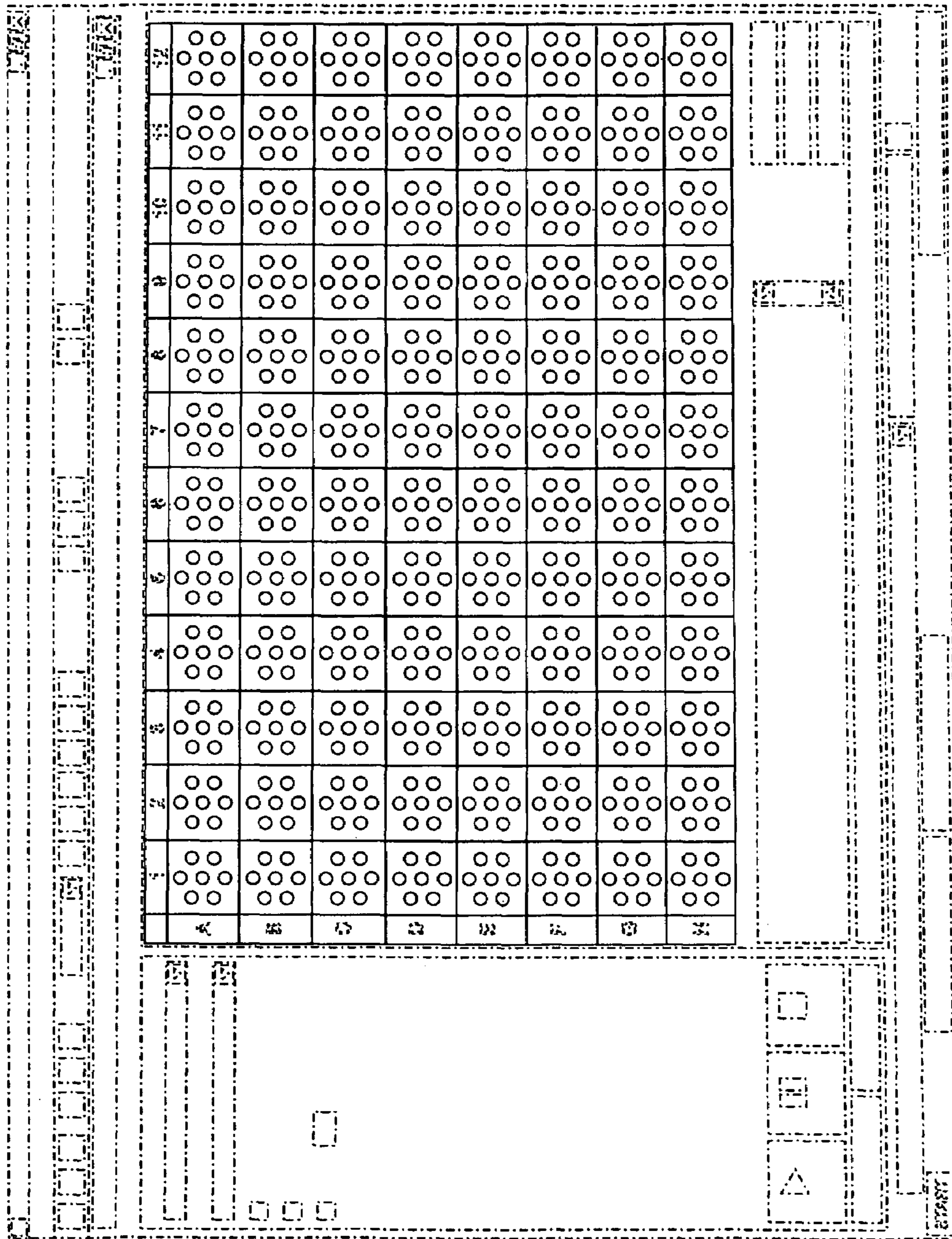
FIG. 3 is a front view of a third embodiment thereof; and,

FIG. 4 is a front view of a fourth embodiment thereof.

The broken line showing of the words, numbers and the display panel or screen is for illustrative purposes only and forms no part of the claimed design.

1 Claim, 4 Drawing Sheets





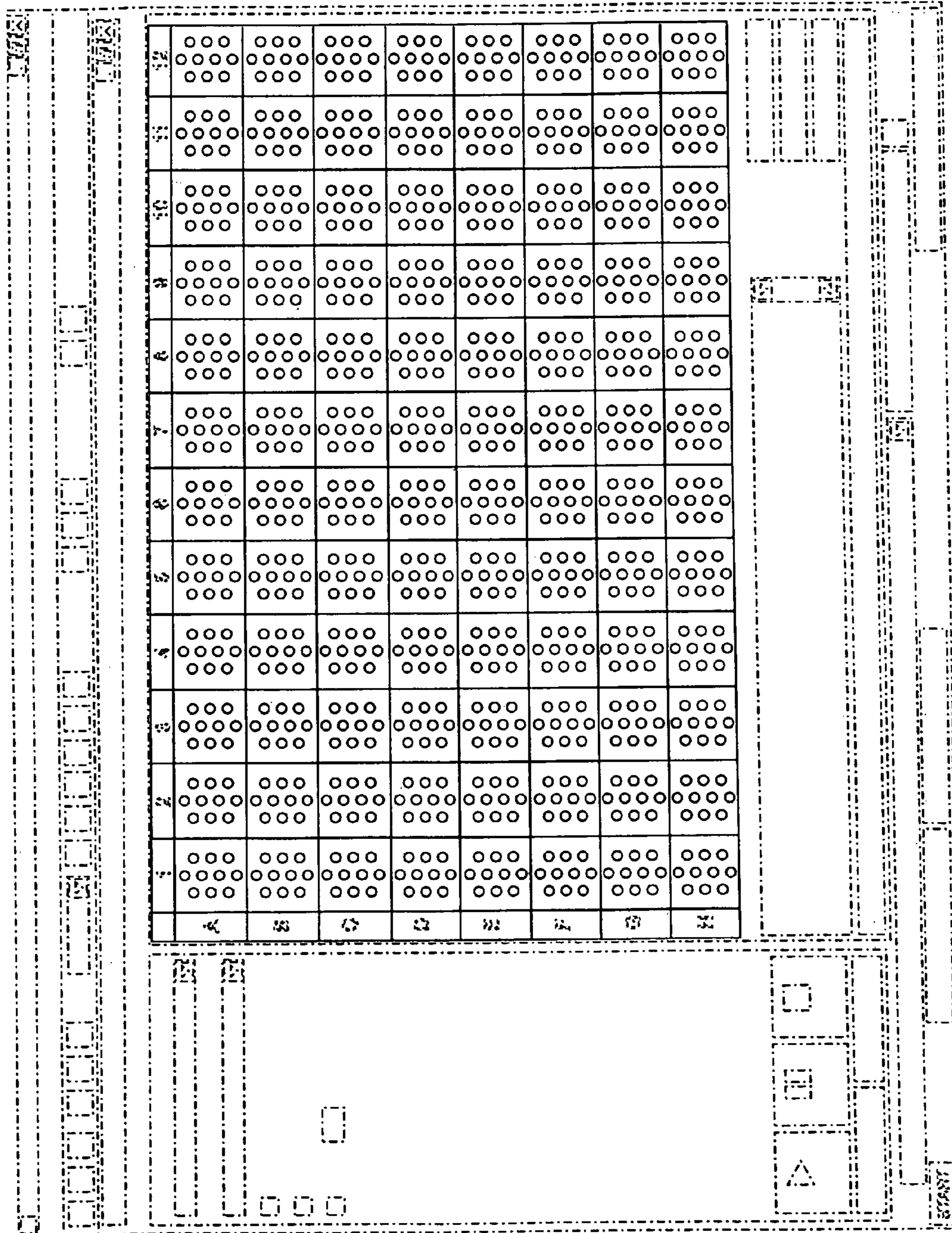


FIG. 2

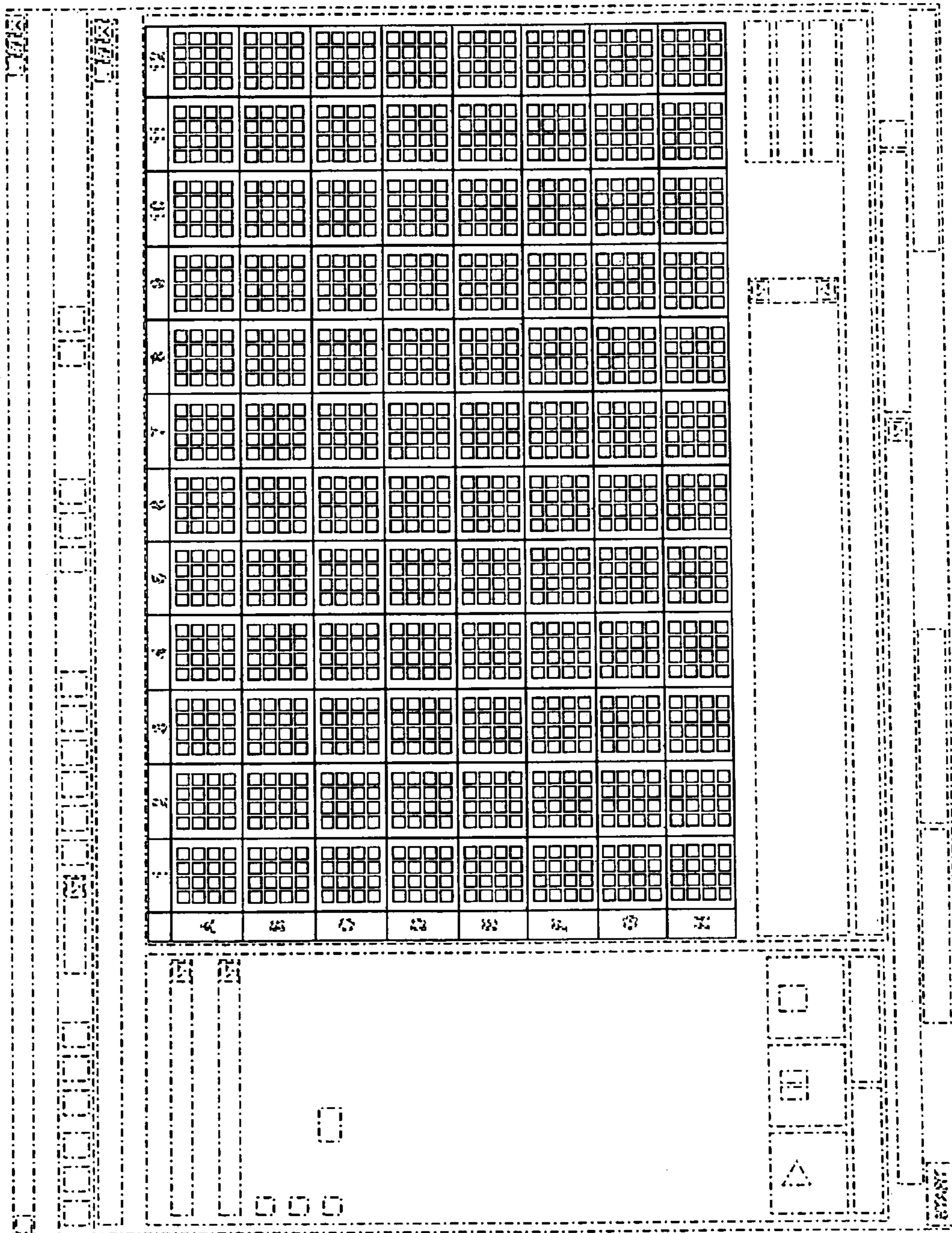


FIG. 3

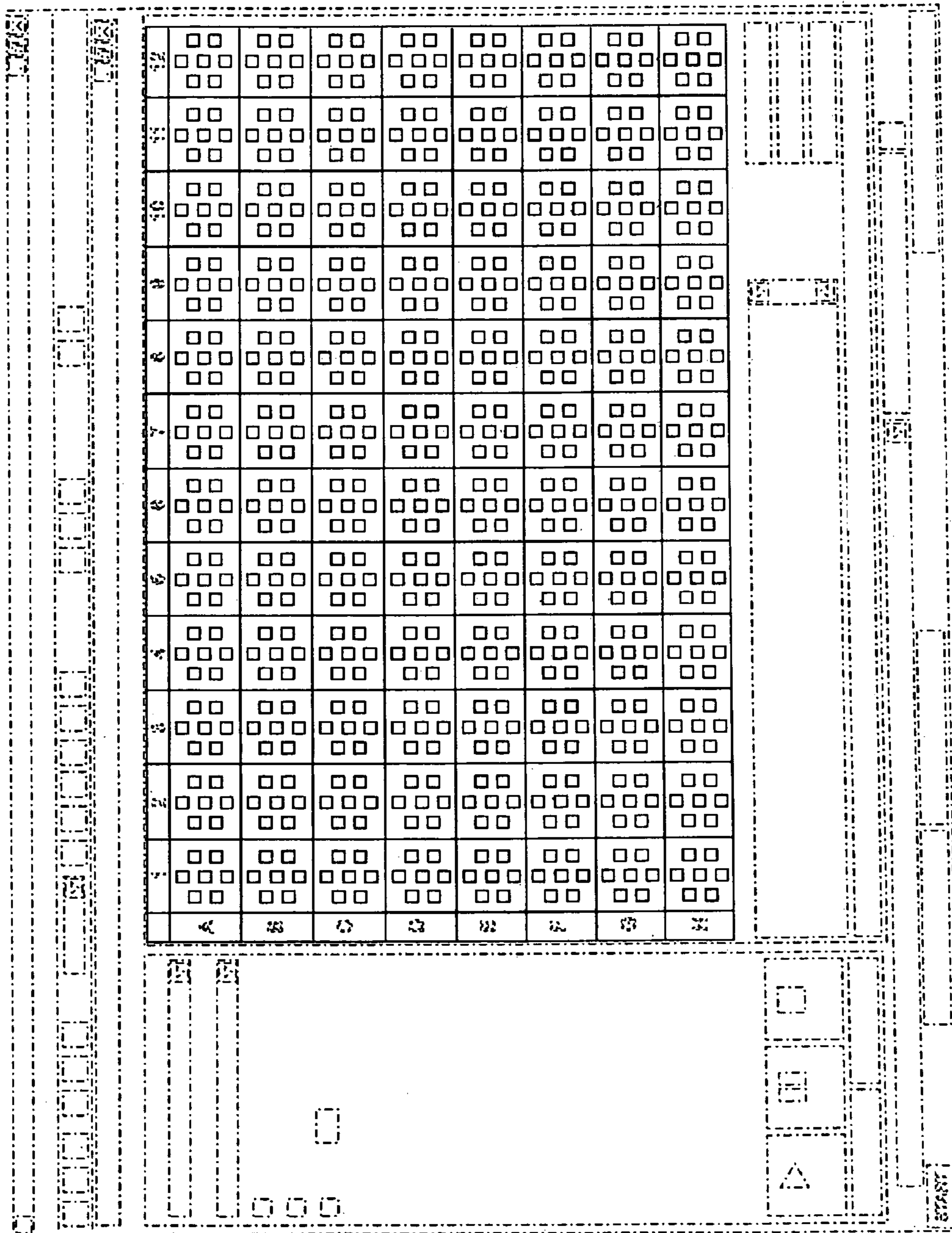


FIG. 4