



US00D575291S

(12) **United States Design Patent**
You et al.

(10) **Patent No.:** **US D575,291 S**
(45) **Date of Patent:** **** Aug. 19, 2008**

(54) **FRONT BEZEL FOR COMPUTER ENCLOSURE**

D467,928 S * 12/2002 Chen et al. D14/444
D517,078 S * 3/2006 Yu et al. D14/444
D520,508 S * 5/2006 Zong et al. D14/444
D521,007 S * 5/2006 Huang et al. D14/444

(75) Inventors: **Jiang-Tao You**, Shenzhen (CN);
Chun-Chi Liang, Taipei Hsien (TW);
Jiing-Renn Yu, Taipei Hsien (TW);
Chao-Chi Chang, Taipei Hsien (TW);
Yun-Dong Xu, Shenzhen (CN); **Yan-Lin Zhu**, Shenzhen (CN)

* cited by examiner

Primary Examiner—Freda S Nunn

(73) Assignee: **Hon Hai Precision Industry Co., Ltd.**,
Tu-Cheng, Taipei Hsien (TW)

(74) *Attorney, Agent, or Firm*—Frank R. Niranjan

(**) Term: **14 Years**

(57) **CLAIM**

(21) Appl. No.: **29/282,707**

The ornamental design for a front bezel for computer enclosure, as shown and described.

(22) Filed: **Jul. 27, 2007**

DESCRIPTION

(30) **Foreign Application Priority Data**

Jun. 1, 2007 (CN) 2007 3 0200417

FIG. 1 is a perspective view of a front bezel for computer enclosure showing our new design;

(51) **LOC (8) Cl.** **14-02**

FIG. 2 is a front elevational view thereof;

(52) **U.S. Cl.** **D14/444**

FIG. 3 is a left-side elevational view thereof;

(58) **Field of Classification Search** D14/441–446,
D14/308; D13/162, 184, 199; 312/223.2,
312/326; 361/680–686, 690–696; 369/14,
369/34.01, 36.01

FIG. 4 is a right-side elevational view thereof;

FIG. 5 is a top plan view thereof;

See application file for complete search history.

FIG. 6 is a bottom plan view thereof; and,

FIG. 7 is a perspective view thereof at a using state.

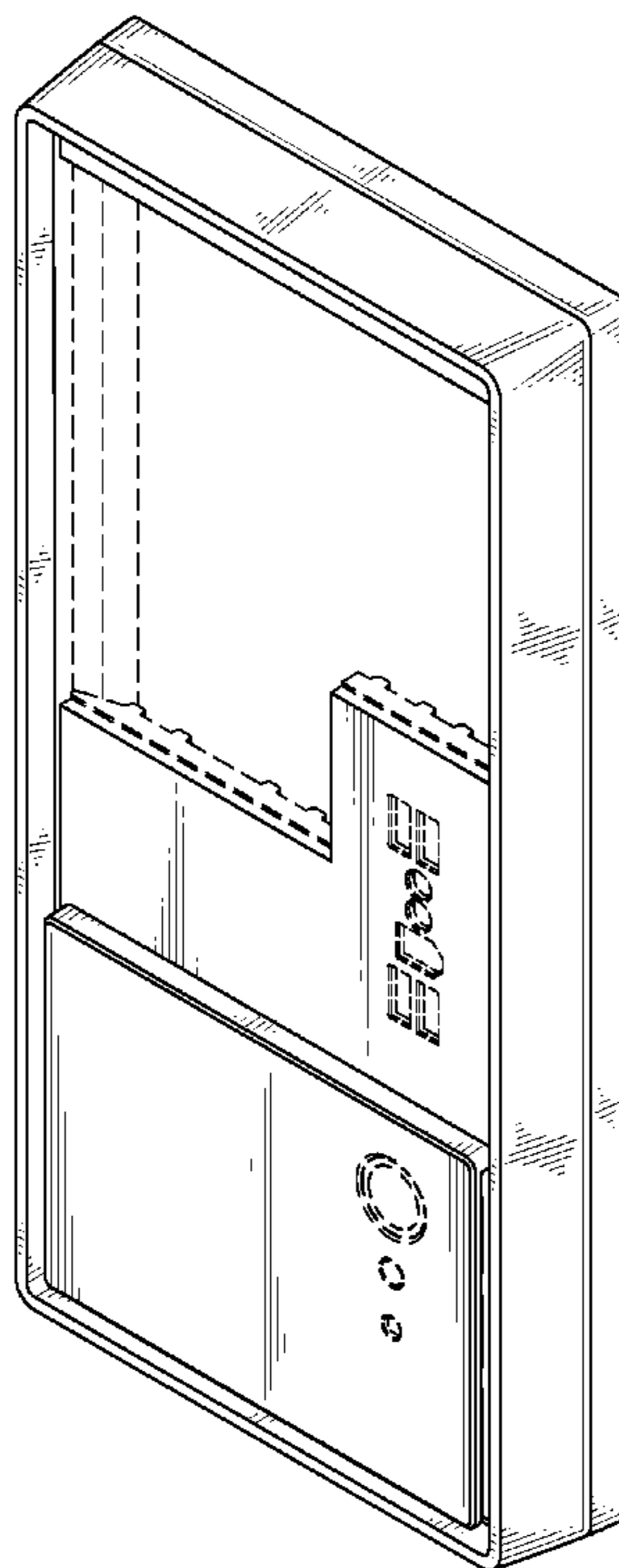
(56) **References Cited**

The broken lines are for illustrative purposes only and form no part of the claimed design.

U.S. PATENT DOCUMENTS

6,478,392 B2 * 11/2002 Gan et al. 312/326

1 Claim, 7 Drawing Sheets



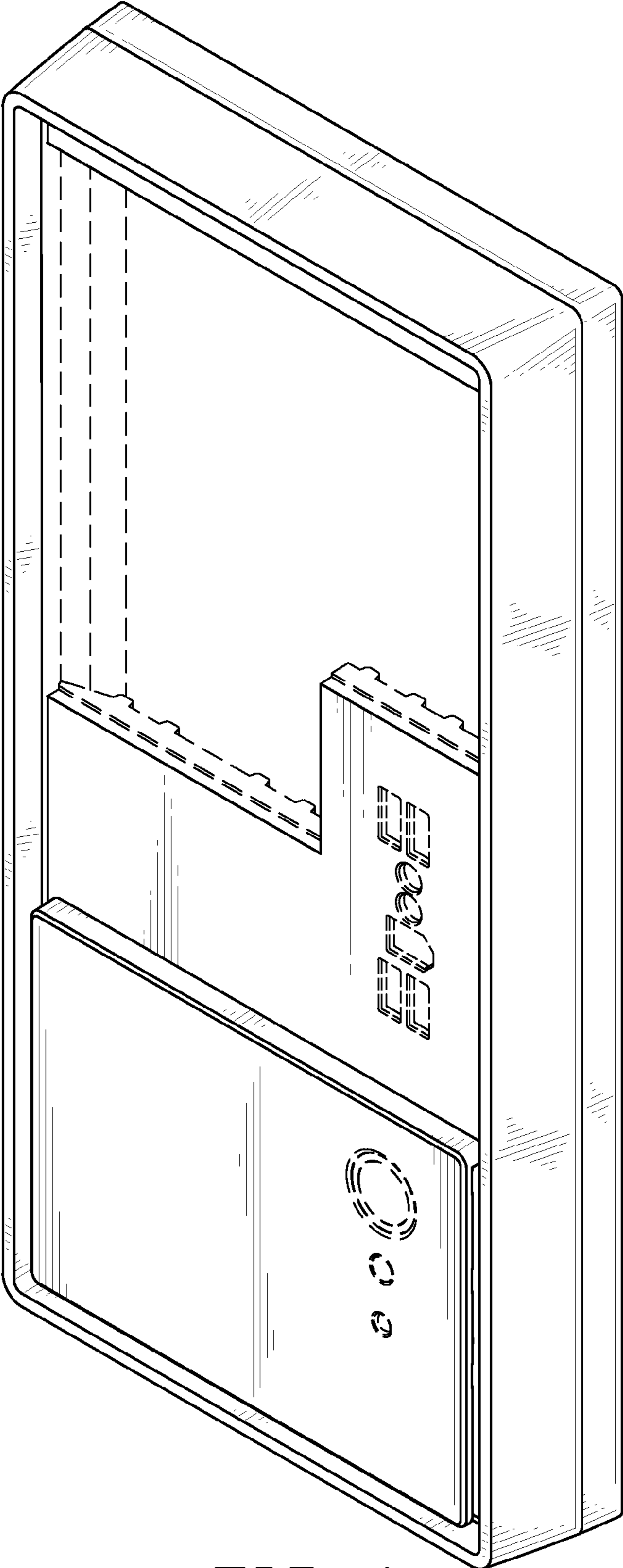


FIG. 1

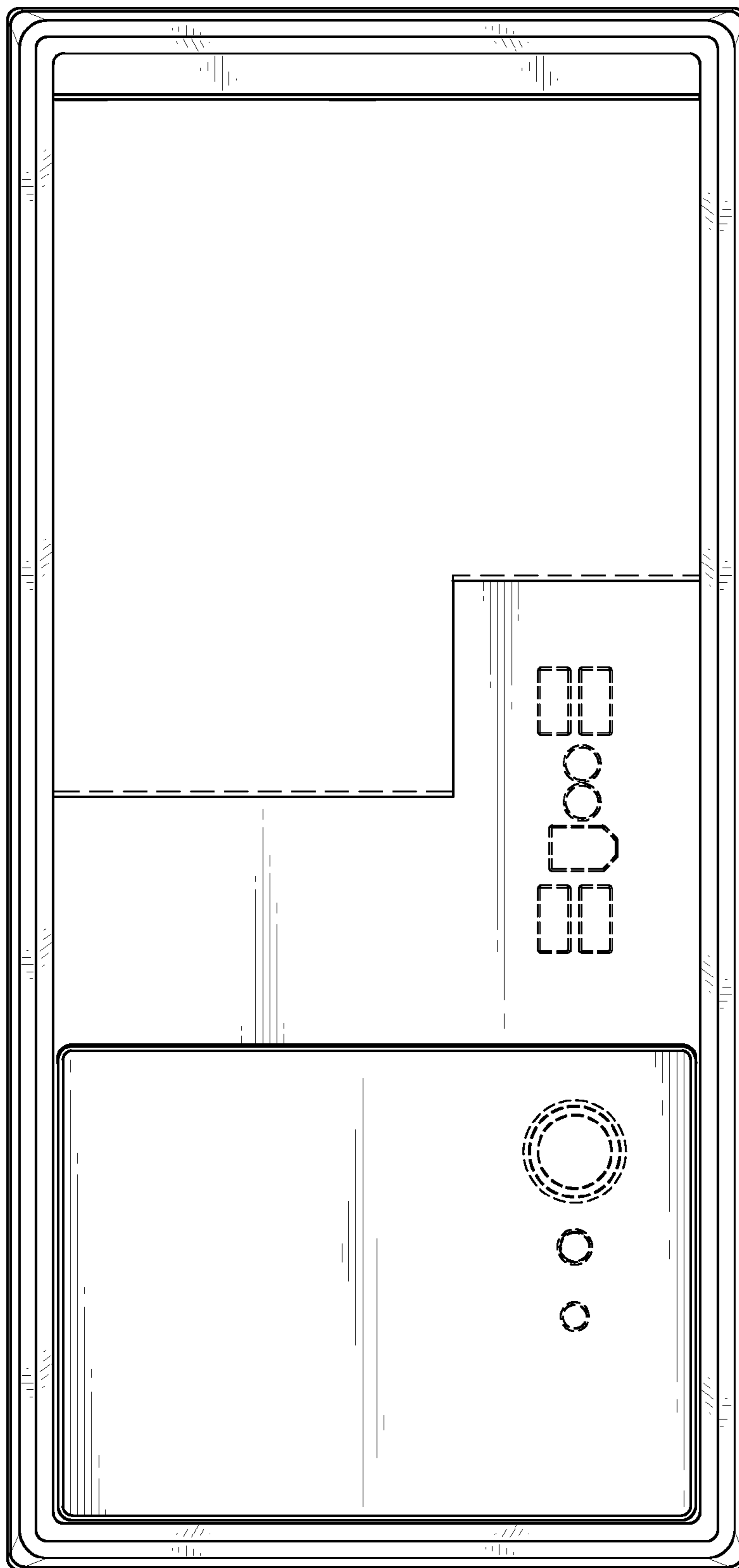


FIG. 2




FIG. 3




FIG. 4

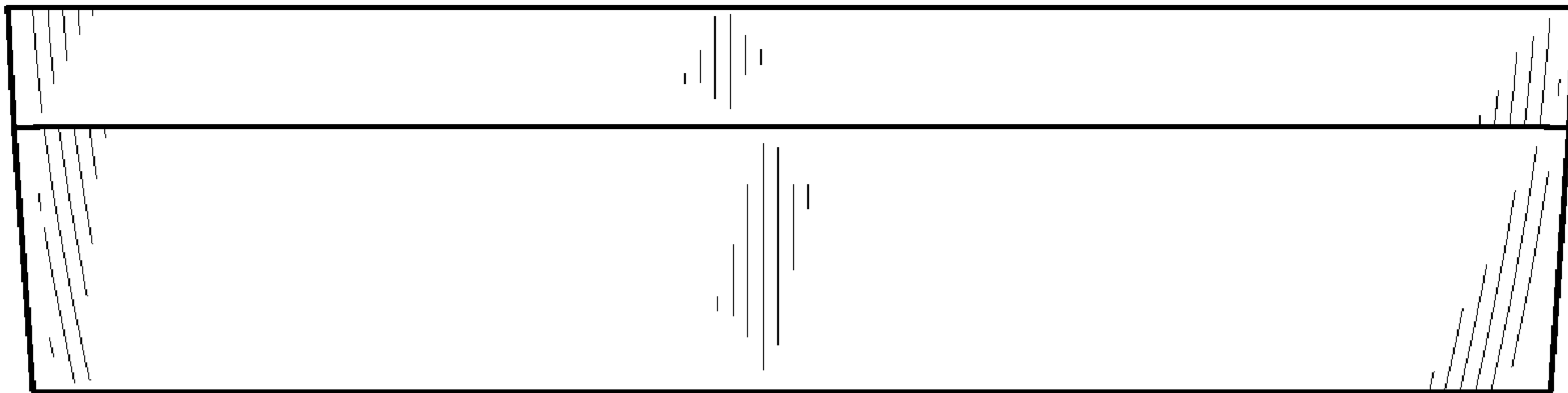


FIG. 5

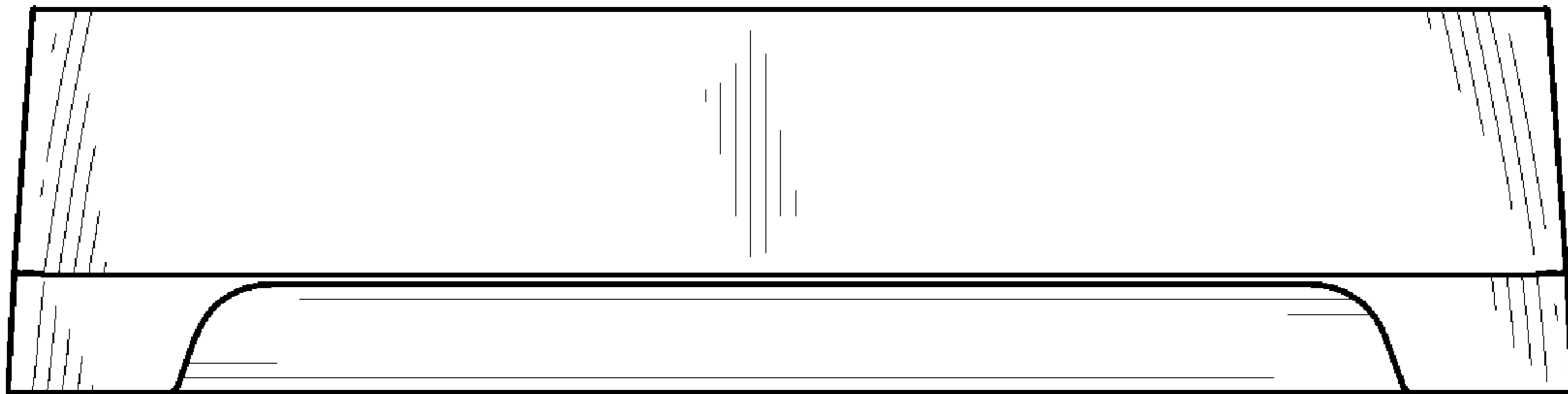


FIG. 6

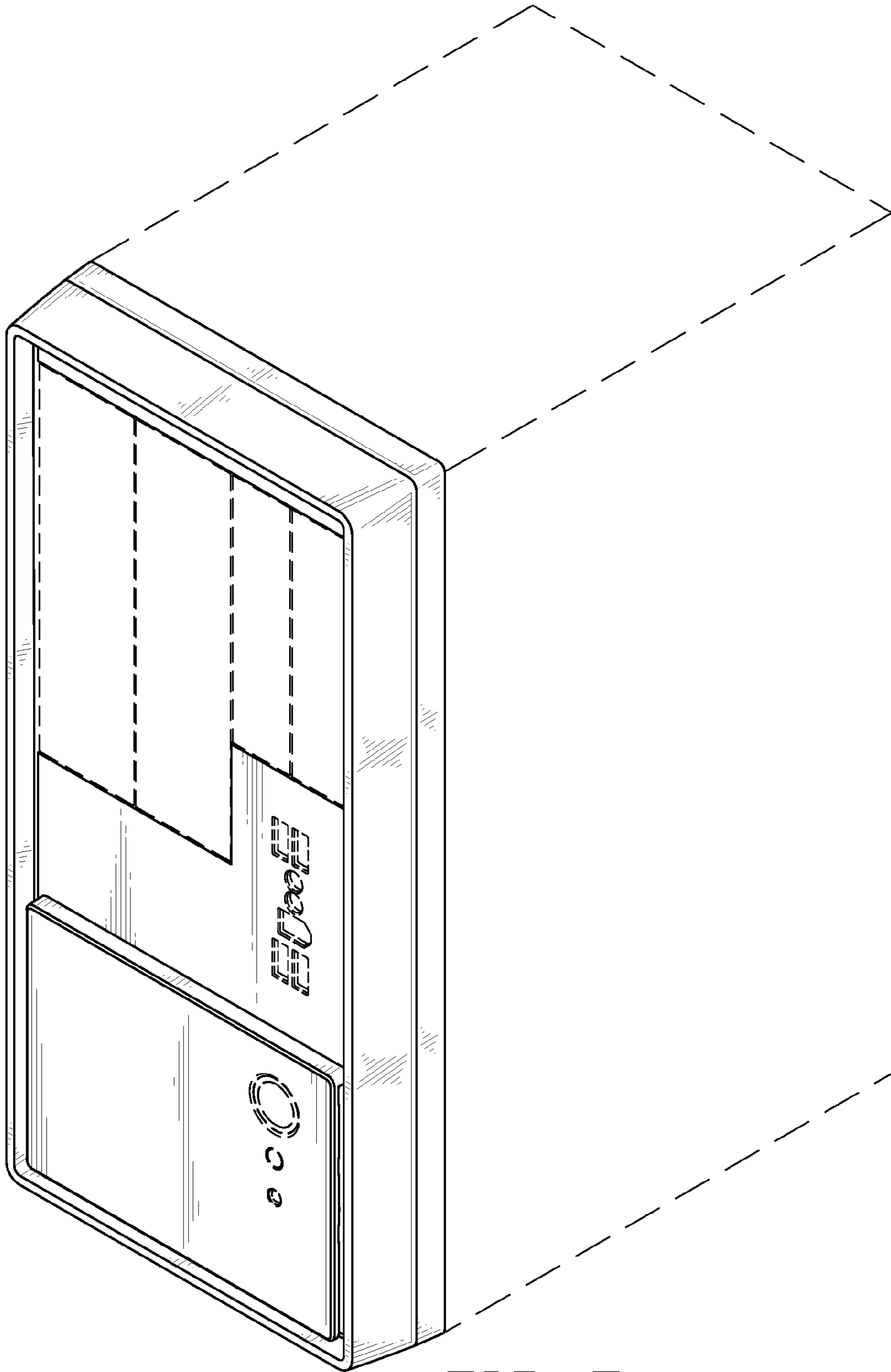


FIG. 7