



US00D575279S

(12) **United States Design Patent**
Sifferman

(10) **Patent No.:** **US D575,279 S**
(45) **Date of Patent:** **** Aug. 19, 2008**

(54) **AUTOMOBILE MOCK FISHING POLE ANTENNA**

(76) Inventor: **Kenneth Patrick Sifferman**, 13625 E. Lake Kathleen Dr. SE., Renton, WA (US) 98059

(**) Term: **14 Years**

(21) Appl. No.: **29/299,899**

(22) Filed: **Jan. 7, 2008**

Related U.S. Application Data

(63) Continuation-in-part of application No. 29/226,675, filed on Mar. 30, 2005.

(51) **LOC (8) Cl.** **14-03**

(52) **U.S. Cl.** **D14/232**

(58) **Field of Classification Search** D14/138, D14/232, 299, 258; D12/42, 43; 343/700 R-705, 343/871-908, 795, 840, 711-712, 819, 846; 455/90.2, 90.3, 91, 128, 269, 344, 562.1; D22/137, 138, 139, 142, 143
See application file for complete search history.

(56) **References Cited**

U.S. PATENT DOCUMENTS

D346,197 S * 4/1994 Onishi et al. D22/142

D349,748 S * 8/1994 Lucero D22/139
D376,152 S * 12/1996 Tsuji D14/230
D454,863 S * 3/2002 Hudgeons D14/232
6,378,239 B1 * 4/2002 Listvan 343/711
D494,573 S * 8/2004 Curtis et al. D14/234
D534,528 S * 1/2007 Suarez D14/232
D554,629 S * 11/2007 Thorpe D14/232

* cited by examiner

Primary Examiner—Robert M. Spear

Assistant Examiner—John Windmuller

(74) *Attorney, Agent, or Firm*—David L. Tingey

(57) **CLAIM**

The ornamental design for an automobile mock fishing pole antenna, as shown and described.


DESCRIPTION

FIG. 1 is a perspective view of an automobile mock fishing pole antenna showing my new design.

FIG. 2 is a right side view thereof; and,

FIG. 3 is a front view thereof.

1 Claim, 2 Drawing Sheets






Fig. 1




Fig. 2

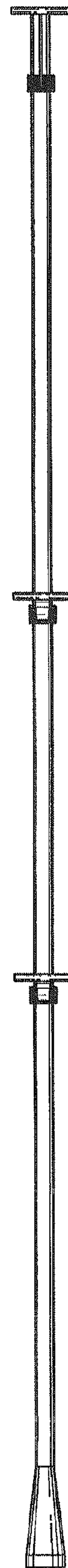


Fig. 3