

US00D575262S

(12) **United States Design Patent**
Brown et al.

(10) **Patent No.:** **US D575,262 S**

(45) **Date of Patent:** **** Aug. 19, 2008**

(54) **TELEPHONE**

D558,730 S * 1/2008 Nakashima D14/151
2005/0069126 A1 * 3/2005 Xue 379/454

(75) Inventors: **Dustin Brown**, Chicago, IL (US);
Arthur Wu, Plano, TX (US); **Chris Hunke**,
Plano, TX (US); **Shingo Ishizaka**, Tokyo (JP);
Akira Takahashi, Tokyo (JP)

FOREIGN PATENT DOCUMENTS

JP 1306797 7/2007
JP 1306798 7/2007
JP 1306799 7/2007
JP 1306800 7/2007
WO DM/052908 * 7/2000
WO DM/052911 * 7/2000

(73) Assignee: **Iwatsu Electric Co., Ltd.**, Tokyo (JP)

(**) Term: **14 Years**

OTHER PUBLICATIONS

(21) Appl. No.: **29/298,108**

AT&T 974 Corded Phone, <URL:http://www.101phones.com/details/4574-126/ATT-4-Line-Corded-Phones-974.html>, retrieved from internet May 22, 2008.*

(22) Filed: **Nov. 29, 2007**

U.S. Appl. No. 29/298,106, filed Nov. 29, 2007, Dustin Brown et al.
U.S. Appl. No. 29/298,108, filed Nov. 29, 2007, Dustin Brown et al.
U.S. Appl. No. 29/298,111, filed Nov. 29, 2007, Dustin Brown et al.
U.S. Appl. No. 29/298,114, filed Nov. 29, 2007, Dustin Brown et al.

(51) **LOC (8) Cl.** **14-03**

(52) **U.S. Cl.** **D14/151**

(58) **Field of Classification Search** D14/130,
D14/140-142, 144, 146-151, 158-159, 240,
D14/243, 251-253, 329-330, 357, 434, 496;
379/88.17, 90.01, 93.17, 387.01, 388.02,
379/419-420.04, 420.02, 428.01-428.04,
379/434-436, 440, 446-447, 454-455; 381/16,
381/71.1; D13/107-108; 191/12.2 R; 320/108,
320/110, 113-115; 455/411, 550.1-90.3;
348/14.01-14.06

* cited by examiner

Primary Examiner—Ian Simmons
Assistant Examiner—Carla Wright
(74) *Attorney, Agent, or Firm*—Paul & Paul

See application file for complete search history.

(57) **CLAIM**

The ornamental design for a telephone, as shown and described.

(56) **References Cited**

DESCRIPTION

U.S. PATENT DOCUMENTS

D374,667 S * 10/1996 Elkins et al. D14/151
D412,171 S * 7/1999 Girardi et al. D14/151
D457,151 S * 5/2002 Shintani D14/151
D457,509 S * 5/2002 Ohwada et al. D14/151
D460,954 S * 7/2002 Shen et al. D14/151
D463,390 S * 9/2002 Shen et al. D14/151
D470,830 S * 2/2003 Weidinger D14/151
D481,701 S * 11/2003 Kamezawa et al. D14/151
D536,328 S * 2/2007 Chou et al. D14/151
D537,065 S * 2/2007 Chen D14/151
D555,143 S * 11/2007 Chou D14/151

FIG. 1 is a perspective view of a telephone showing our new design;

FIG. 2 is a front view thereof;

FIG. 3 is a rear view thereof;

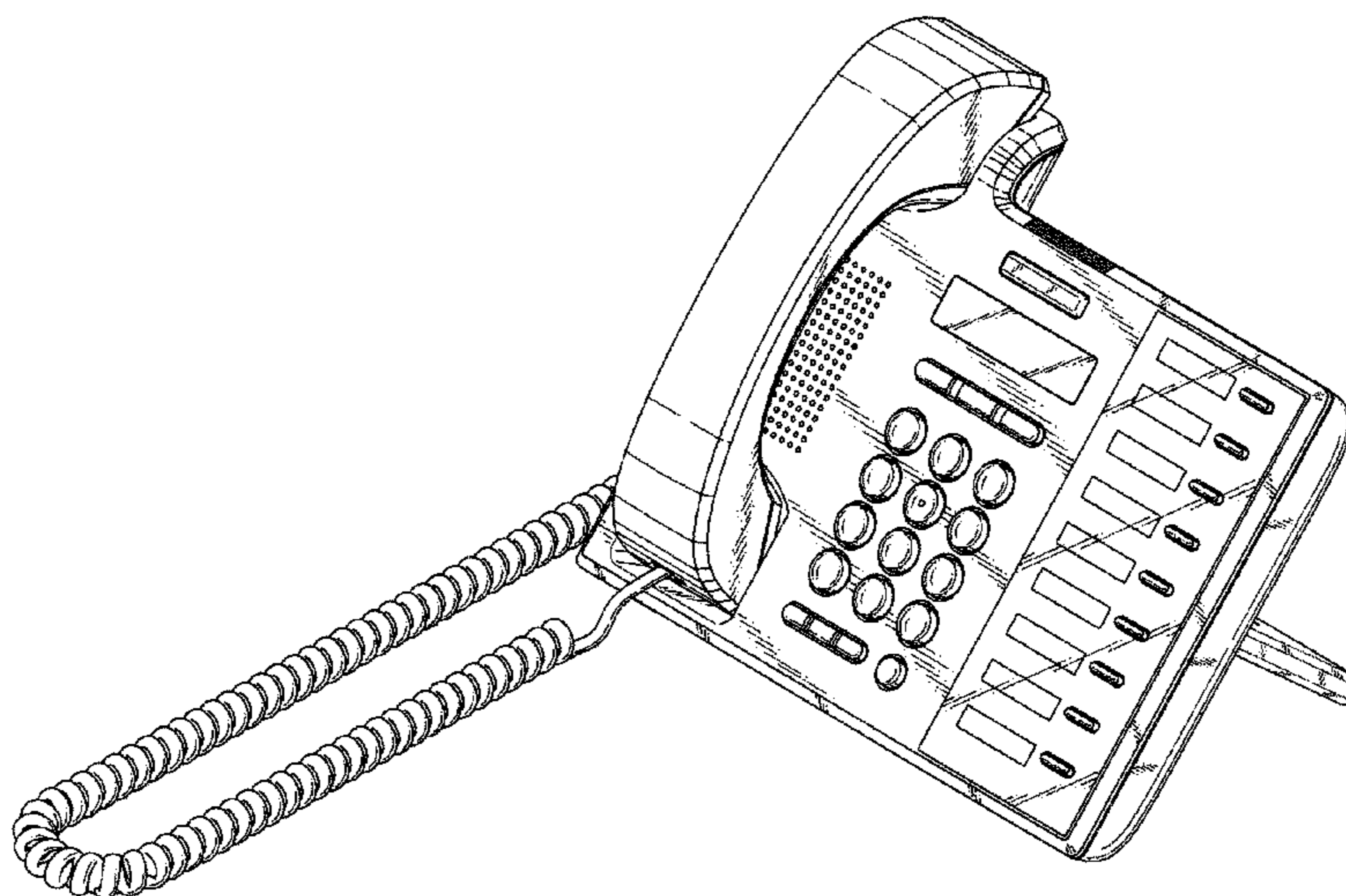
FIG. 4 is a left side elevational view thereof;

FIG. 5 is a right side elevational view thereof;

FIG. 6 is a top plan view thereof; and,

FIG. 7 is a bottom plan view thereof.

1 Claim, 6 Drawing Sheets



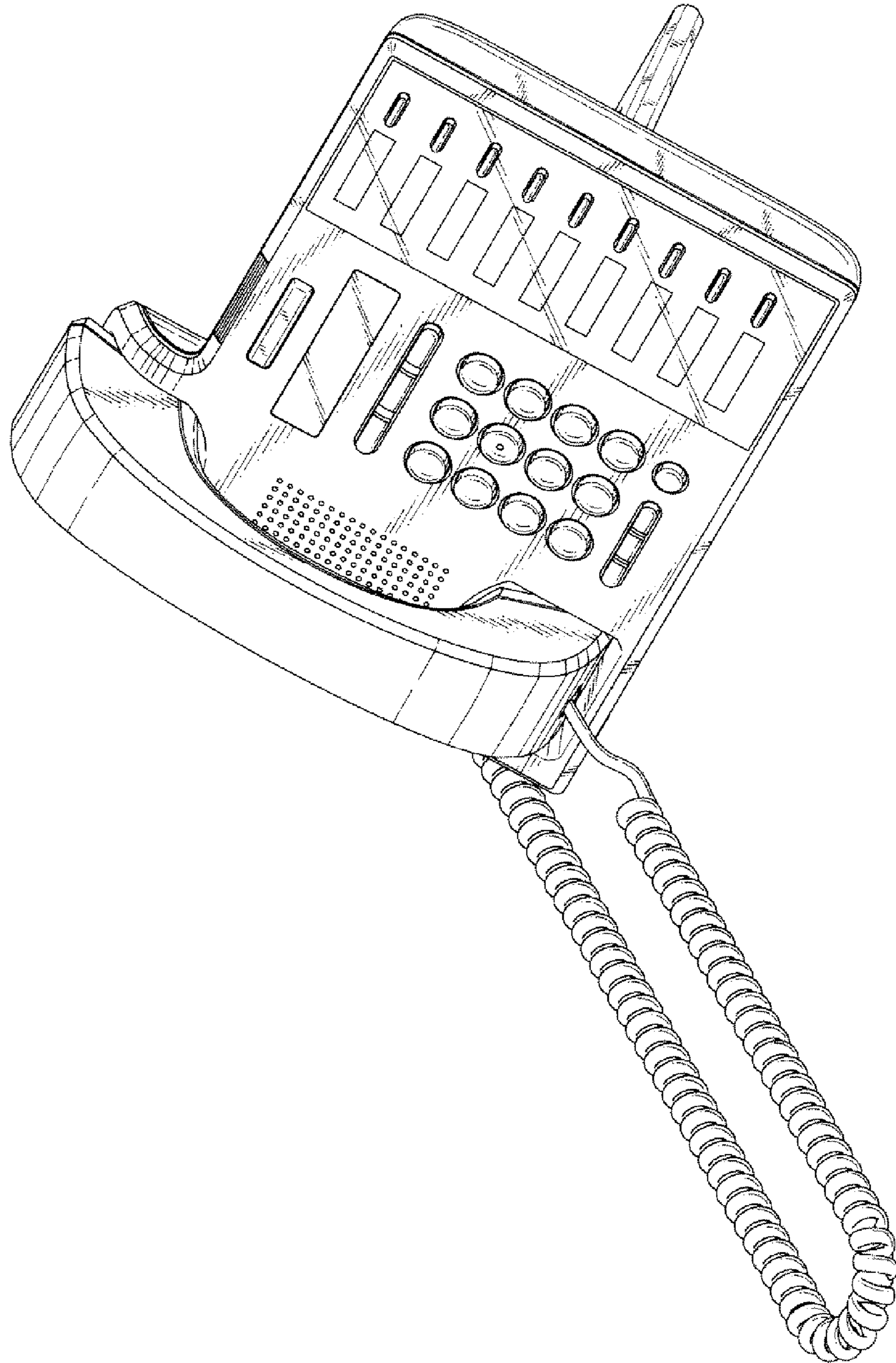


Fig. 1

Fig.2

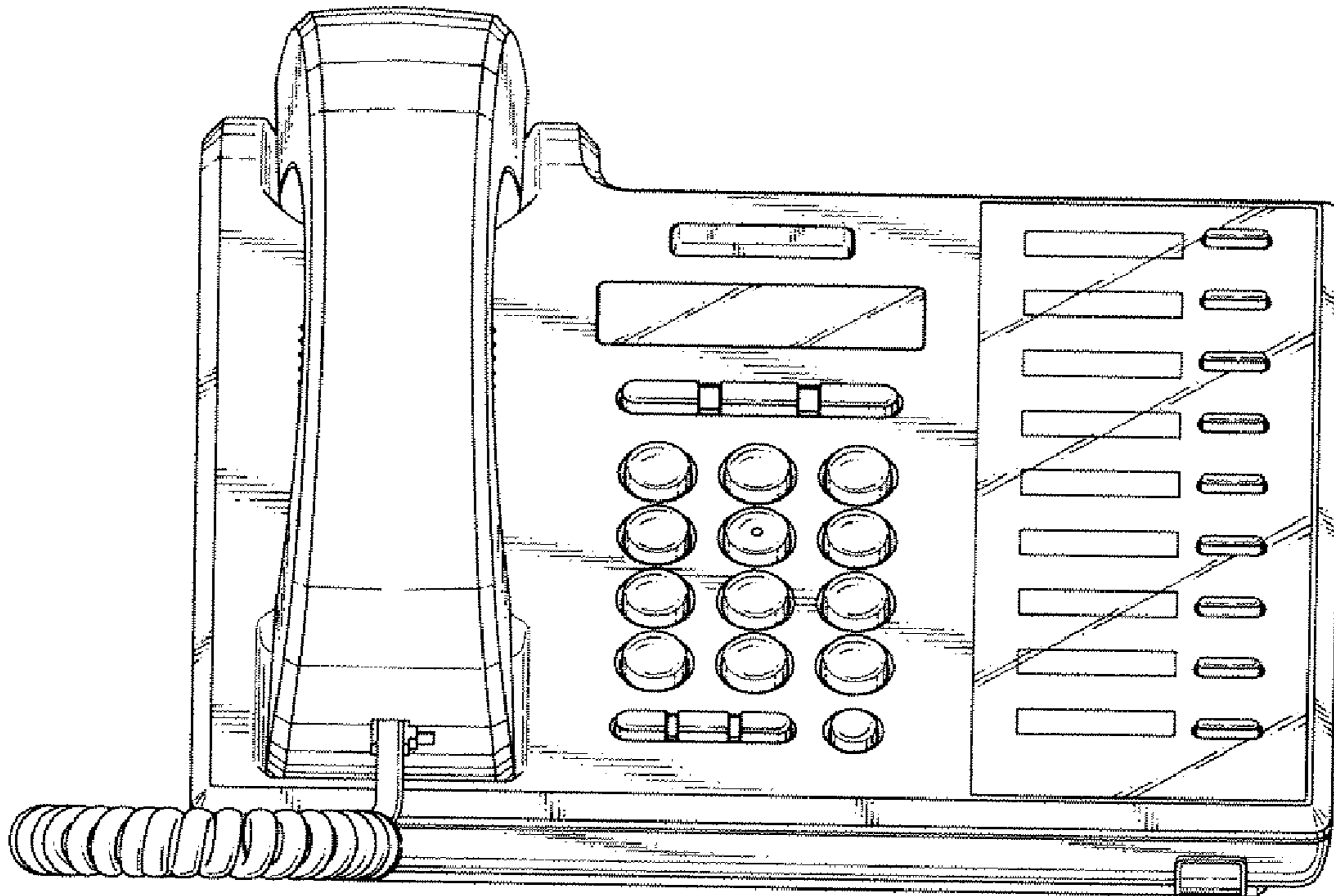


Fig.3

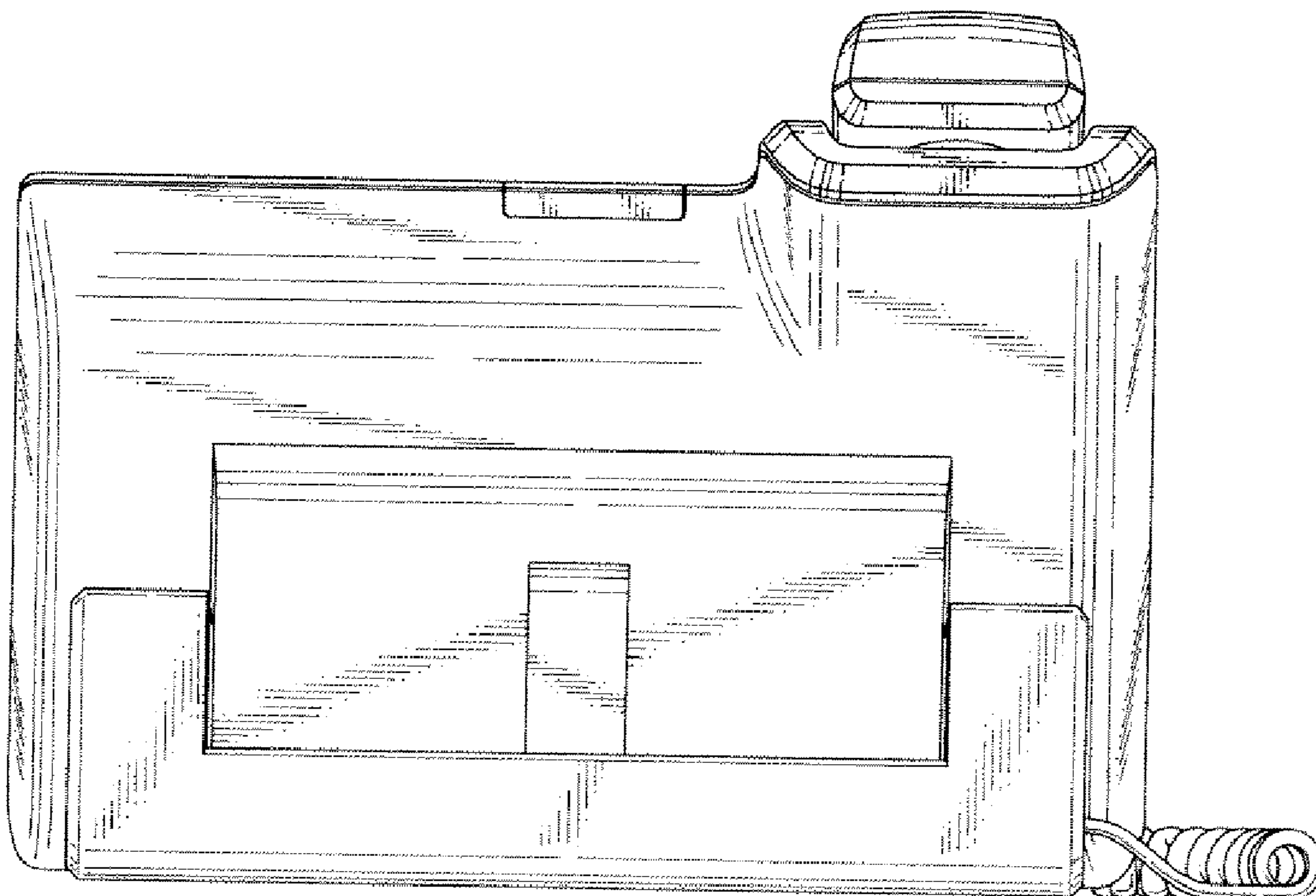


Fig. 4

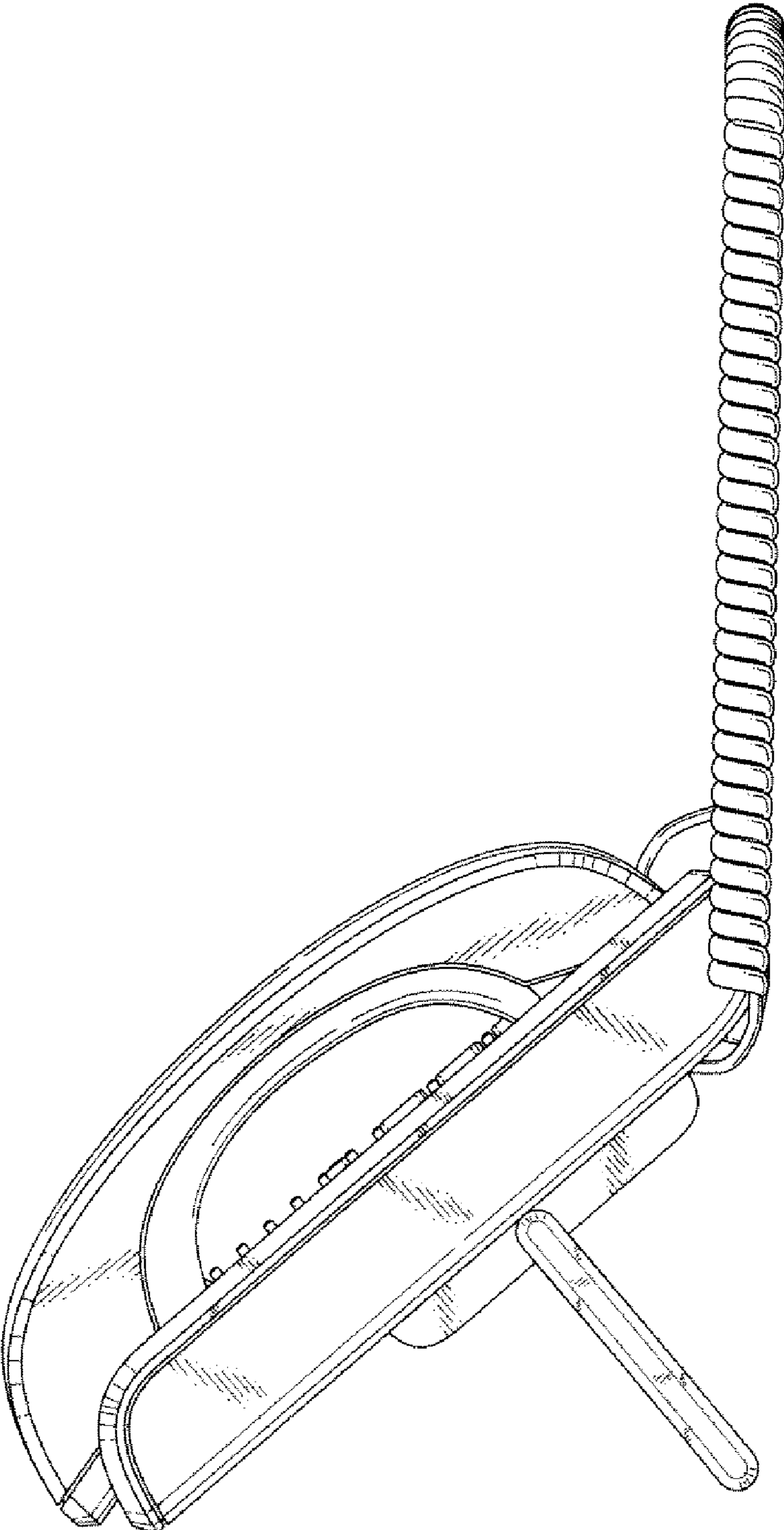


Fig.5

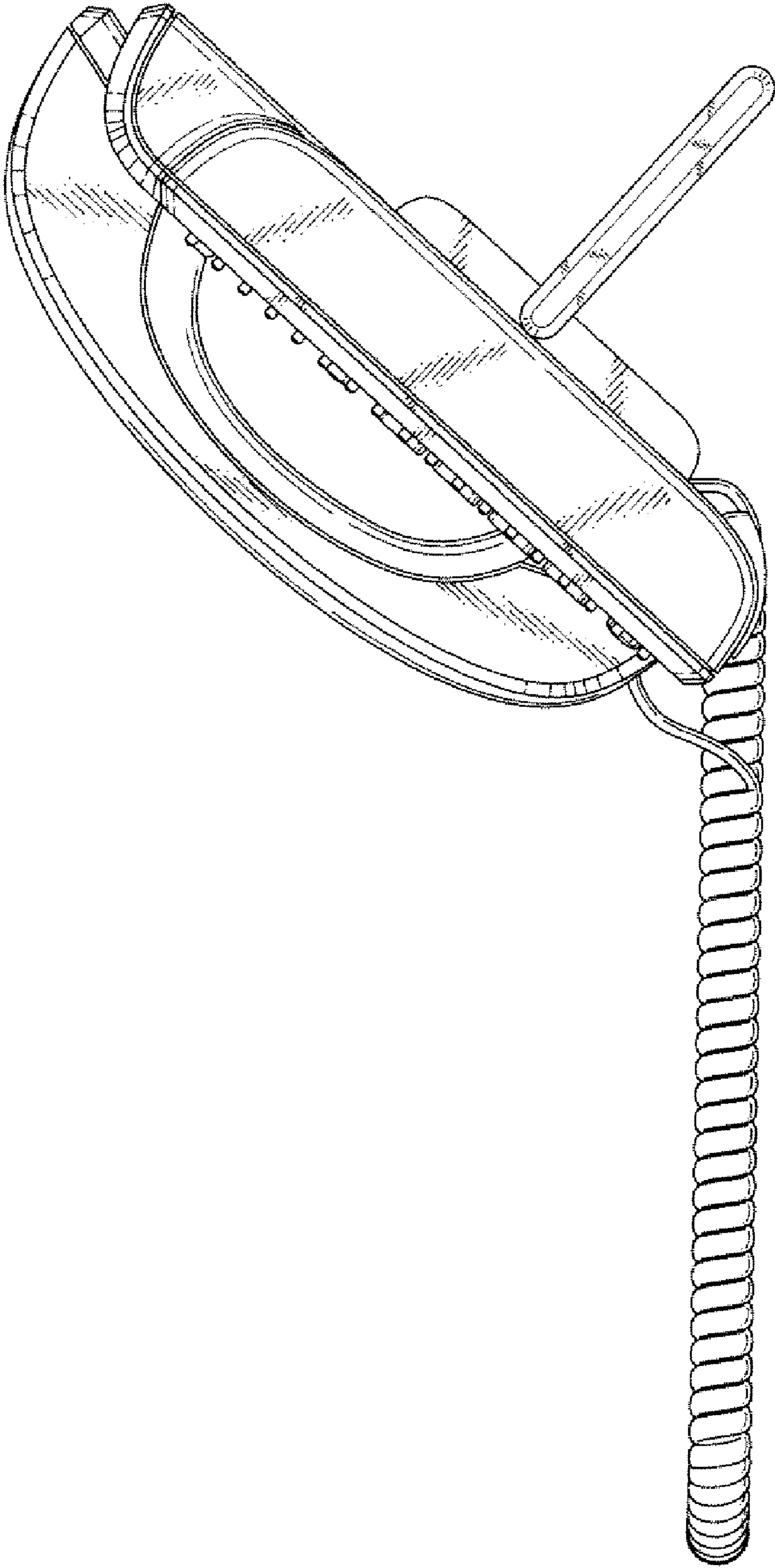


Fig.6

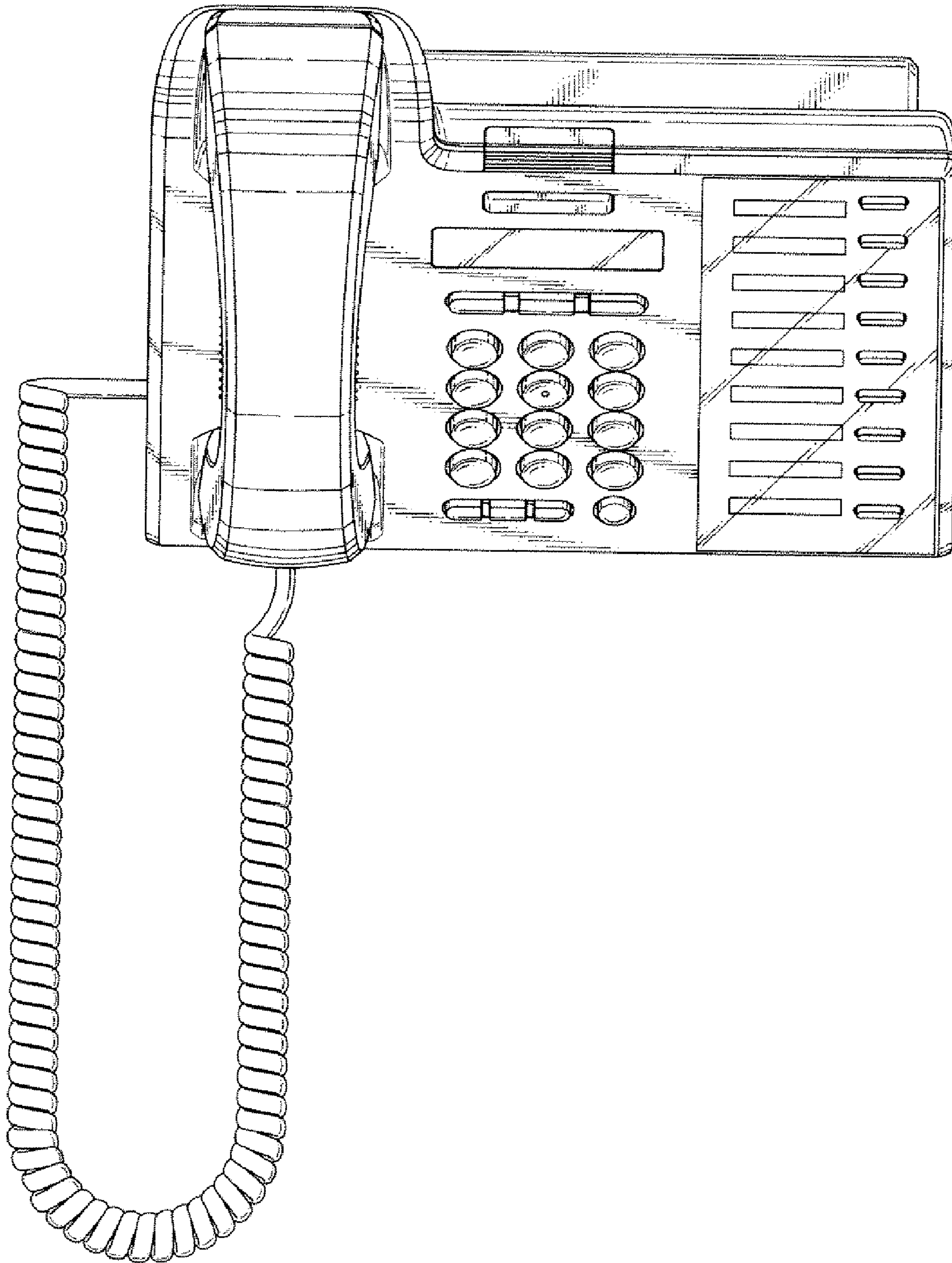


Fig. 7

