



US00D575233S

(12) **United States Design Patent**
Münch et al.

(10) **Patent No.:** **US D575,233 S**

(45) **Date of Patent:** **** Aug. 19, 2008**

(54) **MIDDLE Z-CONNECTOR WITH OUTER V-CONNECTOR**

(75) Inventors: **Markus Münch**, Coswig (DE); **Florian Zschoge**, Dresden (DE)

(73) Assignee: **Solar Watt AG**, Dresden (DE)

(**) Term: **14 Years**

(21) Appl. No.: **29/291,021**

(22) Filed: **Aug. 9, 2007**

(51) **LOC (8) Cl.** **13-03**

(52) **U.S. Cl.** **D13/133; D13/154**

(58) **Field of Classification Search** D13/133, D13/154, 184, 199; 136/244, 256; 439/66, 439/62, 65, 82, 83, 567, 636, 660, 682, 856, 439/857, 862

See application file for complete search history.

(56) **References Cited**

U.S. PATENT DOCUMENTS

D218,099	S *	7/1970	Lynch et al.	D13/133
3,993,505	A	11/1976	Pack, Sr.		
4,193,820	A	3/1980	Thomas		
5,004,426	A *	4/1991	Barnett	439/82
6,062,919	A *	5/2000	Trafton	439/843
6,083,060	A *	7/2000	Chen et al.	439/885

6,322,403	B1 *	11/2001	Lok et al.	439/856
6,359,209	B1	3/2002	Glenn et al.		
6,439,975	B1 *	8/2002	Shih et al.	451/57
D553,084	S *	10/2007	Huang et al.	D13/133
D553,086	S *	10/2007	Peng et al.	D13/133
2004/0094195	A1 *	5/2004	Kuechler	136/256
2005/0022857	A1	2/2005	Daroczi et al.		

FOREIGN PATENT DOCUMENTS

DE	19848682	5/2000
DE	10235048	2/2004
EP	1037309	9/2000
EP	1126558	8/2001
JP	2001030999	2/2001
JP	2004200515	7/2004

* cited by examiner

Primary Examiner—Daniel D Bui

(74) *Attorney, Agent, or Firm*—Horst M. Kasper

(57) **CLAIM**


The ornamental design for a middle Z-connector with outer V-connector, as shown and described.

DESCRIPTION

FIG. 1 is a top plan view of a middle Z-connector with outer V-connector showing our new design; and,

FIG. 2 is a top perspective view thereof.

1 Claim, 1 Drawing Sheet



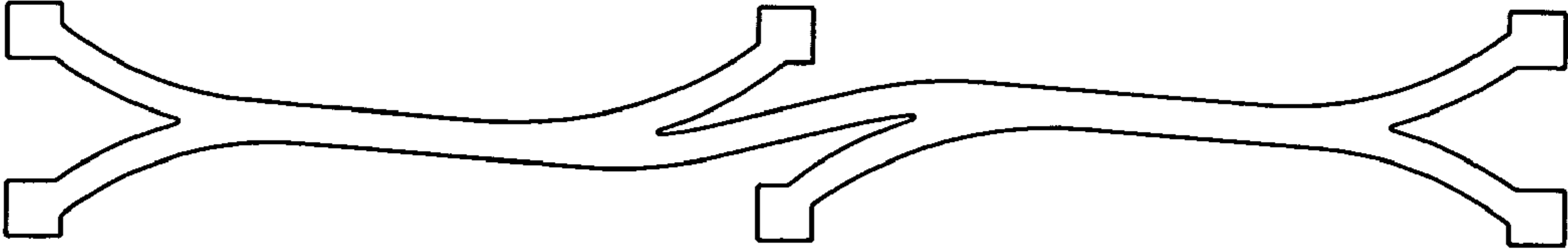


Fig.1




Fig.2