

US00D575223S

(12) **United States Design Patent**  
**Piper**

(10) **Patent No.:** **US D575,223 S**

(45) **Date of Patent:** **\*\* Aug. 19, 2008**

(54) **DECORATIVE LIGHT BLOCK WITH SOLAR BATTERY CHARGER**

(76) **Inventor:** **Nancy S. Piper**, 1886 S. Leatherwood Rd., Bedford, IN (US) 47421

(\*\*) **Term:** **14 Years**

(21) **Appl. No.:** **29/255,894**

(22) **Filed:** **Mar. 13, 2006**

(51) **LOC (8) Cl.** ..... **13-02**

(52) **U.S. Cl.** ..... **D13/102**

(58) **Field of Classification Search** ..... D13/102, D13/107, 184, 199; D25/103, 118; D26/67, D26/69, 104; 40/564; 136/206, 247, 251; 320/101; 362/266, 311

See application file for complete search history.

(56) **References Cited**

**U.S. PATENT DOCUMENTS**

D191,248 S	8/1961	Gialoreta	
3,163,554 A	12/1964	Gessler	
D230,269 S *	2/1974	Shuey	D25/118
D240,630 S *	7/1976	Matsuntani	D13/102
4,345,395 A	8/1982	Grassi	
4,786,851 A *	11/1988	Fuji et al.	320/101
4,870,769 A	10/1989	Ogilvie	
D311,255 S *	10/1990	Spotts	D26/67
D311,722 S *	10/1990	Cheng	D13/102
4,969,282 A	11/1990	Eberhart	
5,006,967 A	4/1991	Diamond	
5,038,542 A	8/1991	Kline	
5,160,566 A	11/1992	Ashby et al.	
5,333,427 A	8/1994	Uhlik	
D362,310 S	9/1995	Fleming et al.	
D395,279 S *	6/1998	Peress et al.	D13/107
D397,470 S *	8/1998	Bassford et al.	D26/67

D411,634 S	6/1999	Connelly
6,076,292 A	6/2000	Kawa
D465,874 S	11/2002	Garvin et al.
6,640,510 B2	11/2003	Kane
2003/0051380 A1	3/2003	Butler et al.
2003/0192213 A1	10/2003	O'Connell, Jr.
2003/0221377 A1	12/2003	Crawford et al.
2004/0020088 A1	2/2004	Dana et al.
2004/0185195 A1	9/2004	Anderson et al.
2004/0226209 A1	11/2004	Ayala
2005/0007754 A1	1/2005	Creel

\* cited by examiner

*Primary Examiner*—Prabhakar Deshmukh

*Assistant Examiner*—Derrick Holland

(74) *Attorney, Agent, or Firm*—Carrithers Law Office PLLC; David W. Carrithers

(57) **CLAIM**

The ornamental design for a decorative light block with solar battery charger, as shown and described.

**DESCRIPTION**

FIG. 1 is a perspective front view of a decorative light block with solar battery charger showing my new design;

FIG. 2 is a front view thereof;

FIG. 3 is a rear view thereof;

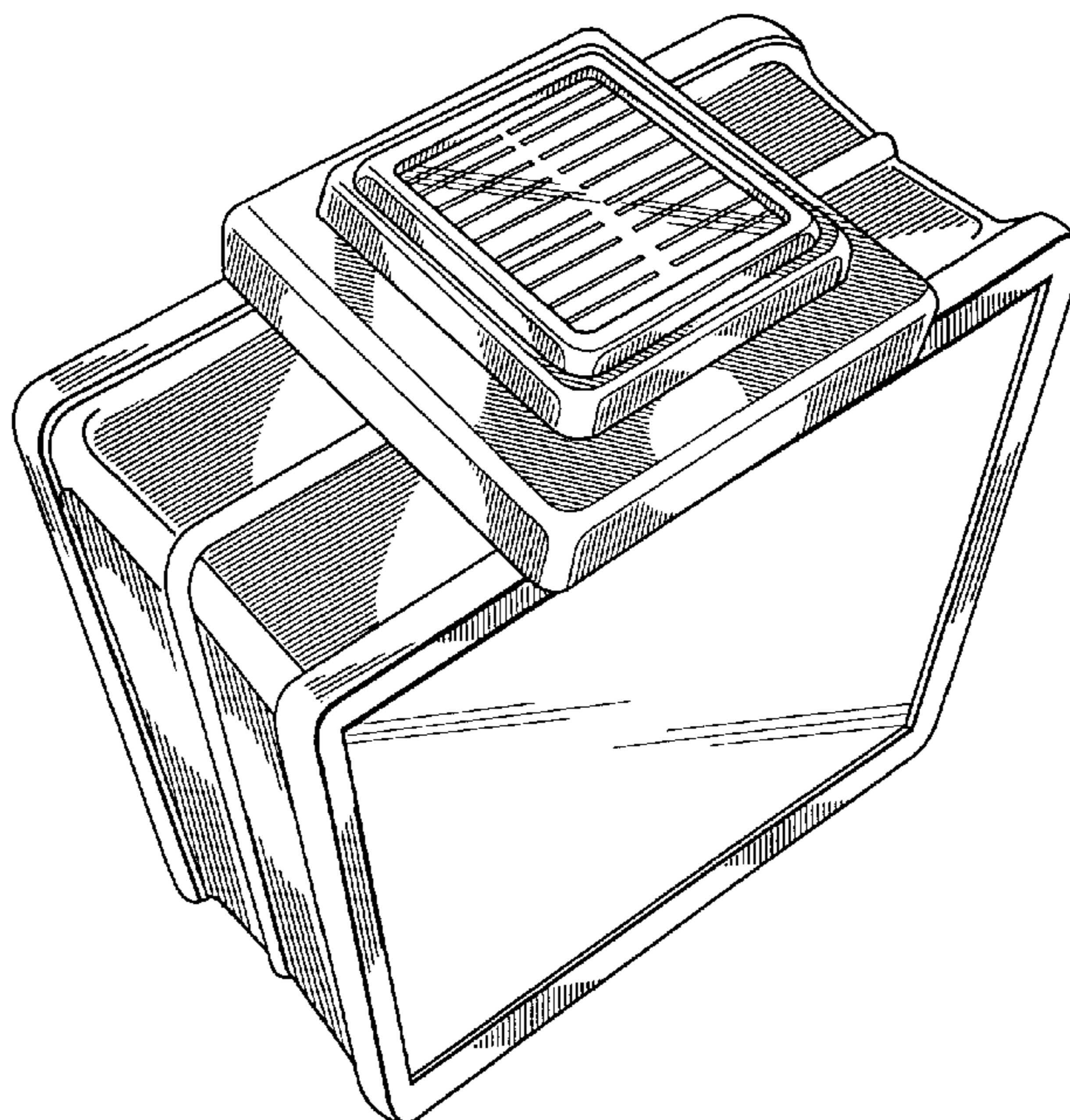
FIG. 4 is a top plan view thereof;

FIG. 5 is a bottom plan view thereof; and,

FIG. 6 is a side view thereof.

The broken lines showing the lights and wiring disposed within said decorative light block are for illustrative purposes only and form no part of the claimed design.

**1 Claim, 2 Drawing Sheets**



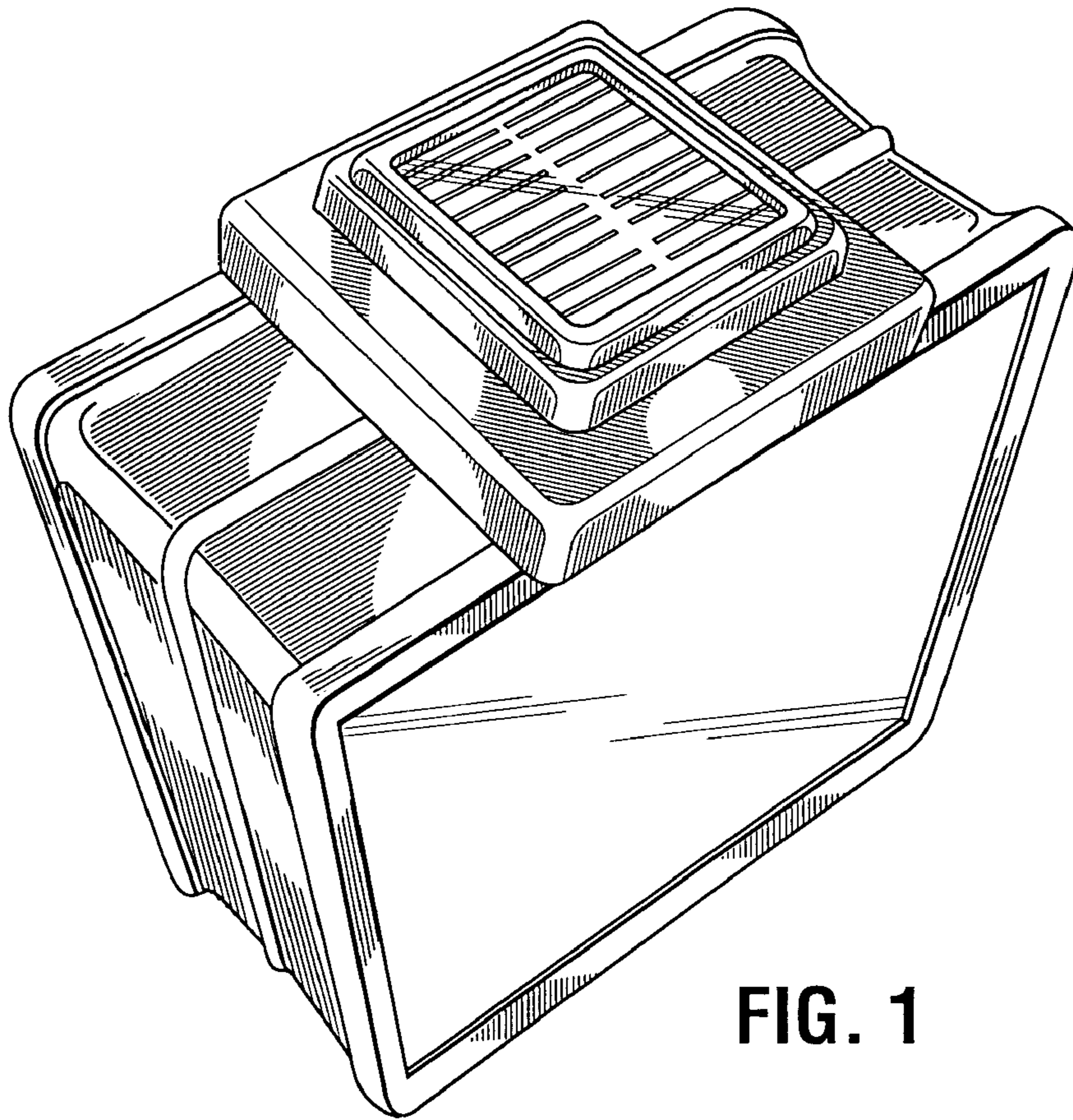


FIG. 1

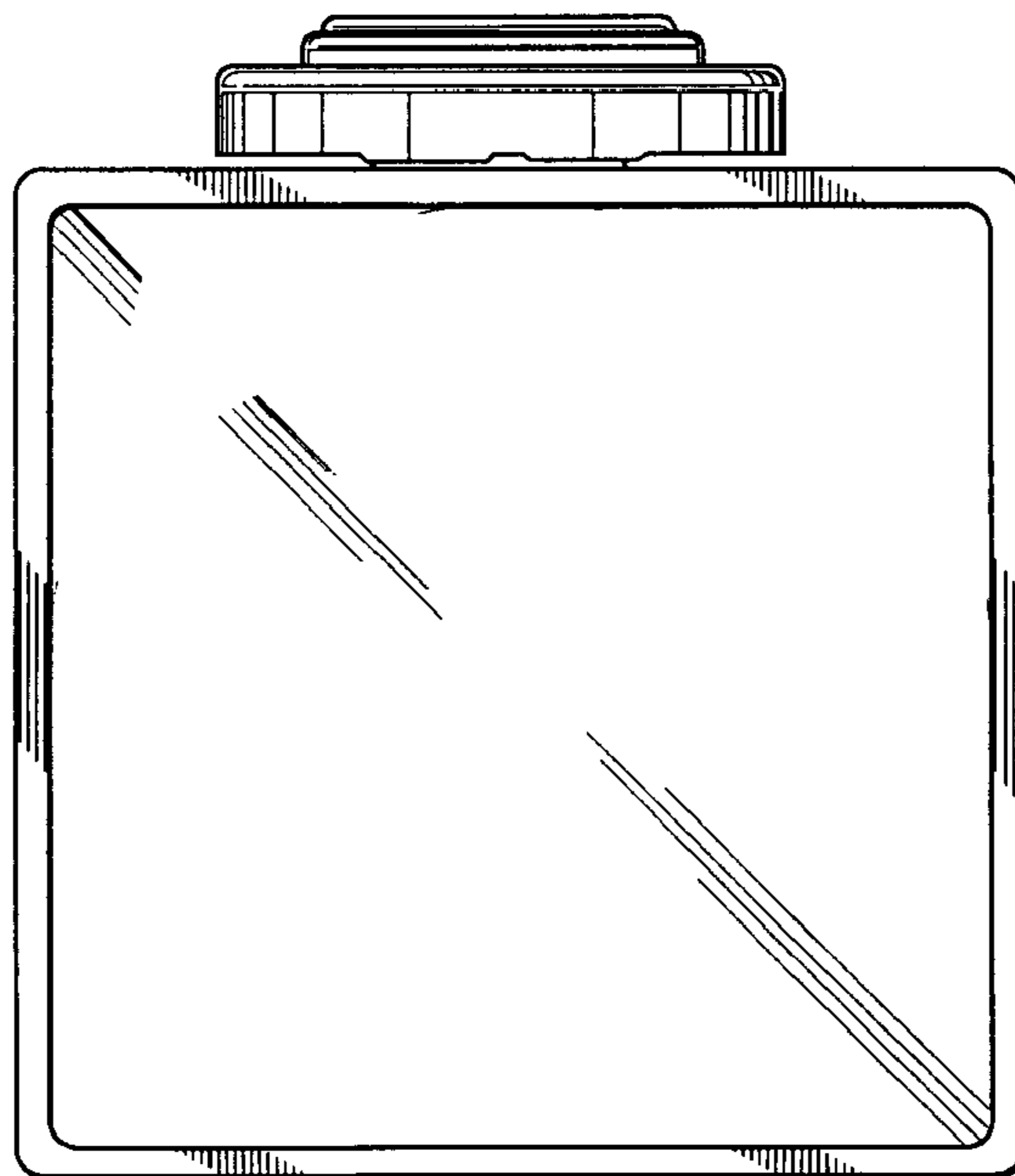
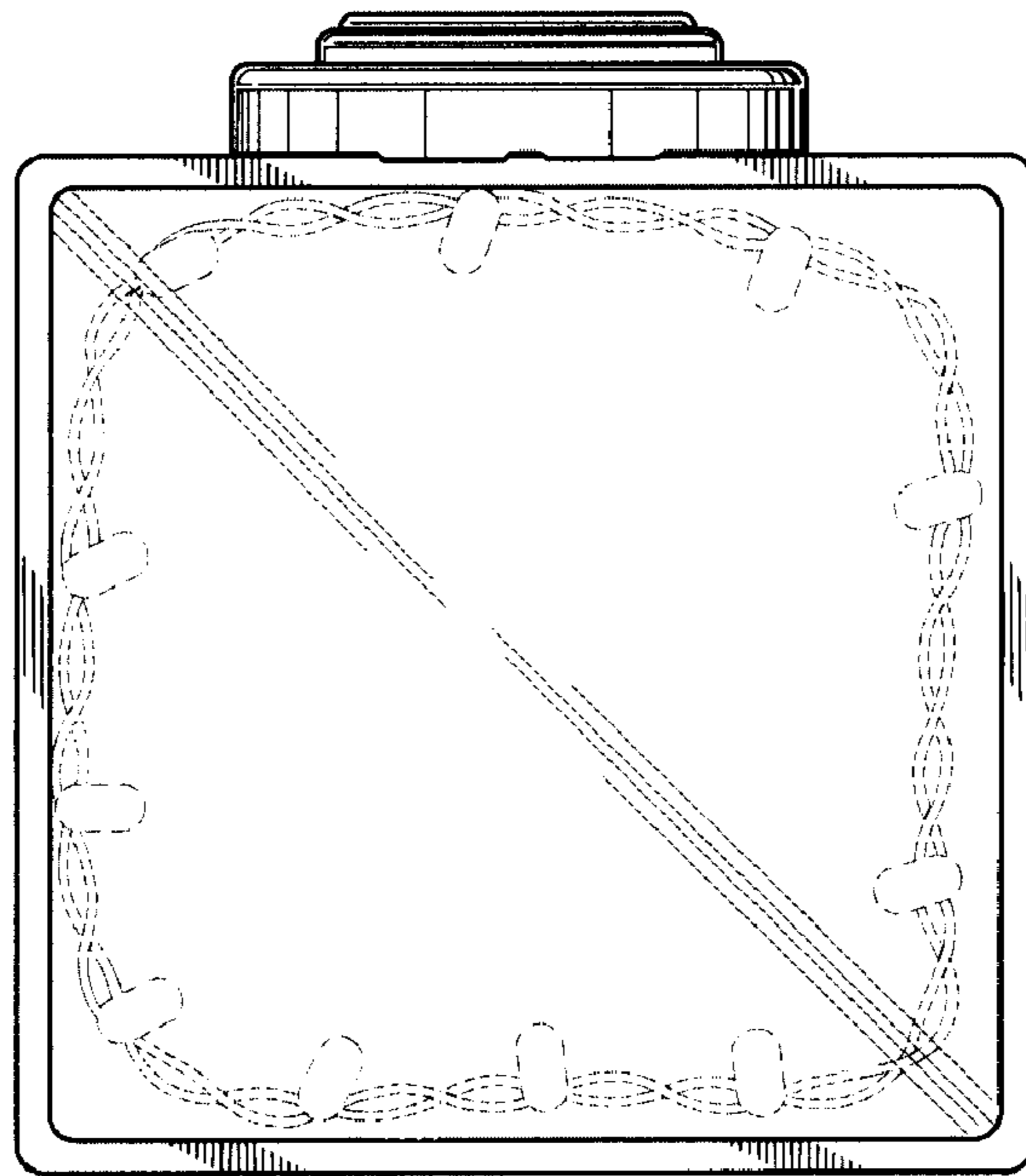
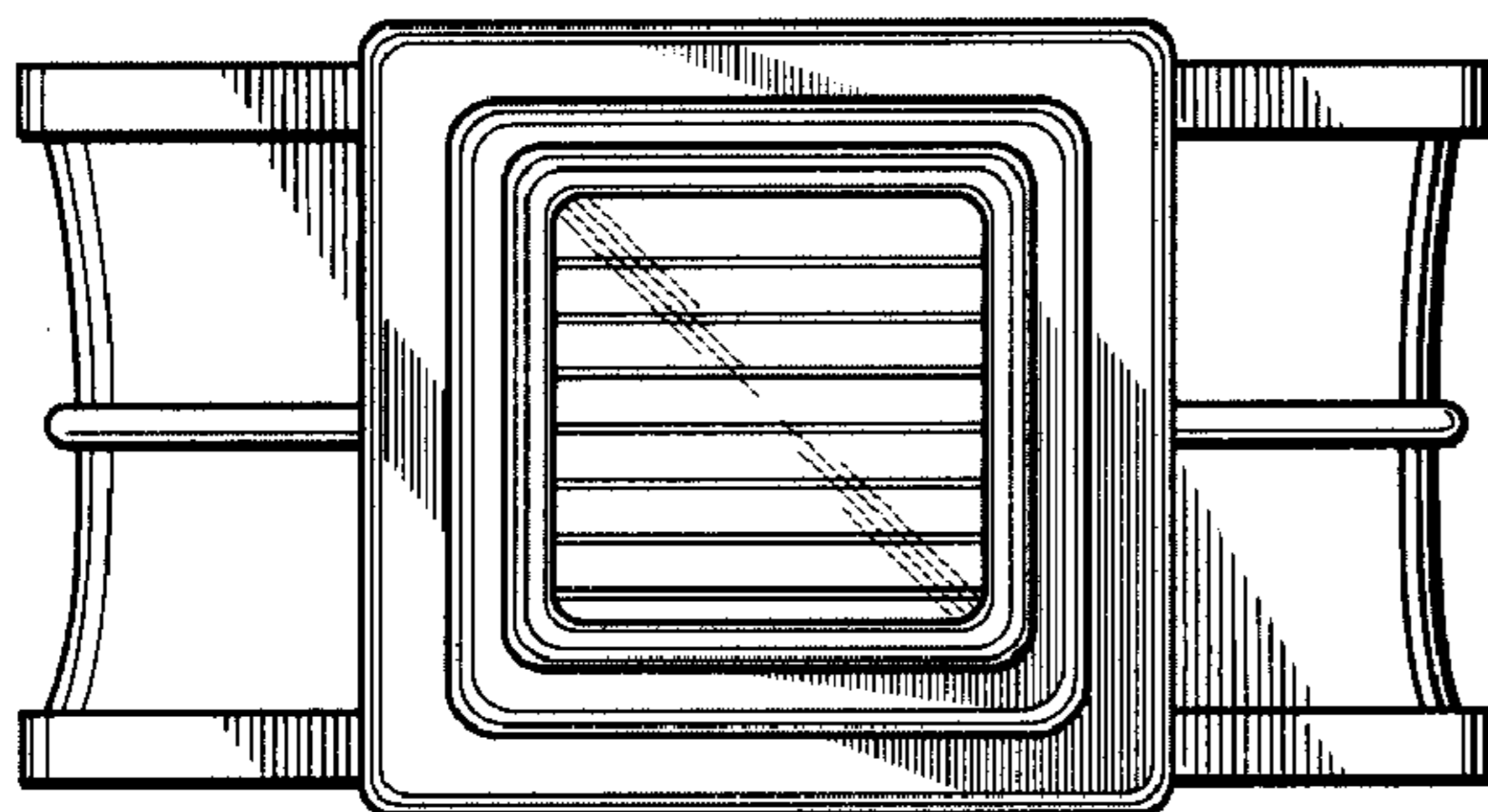


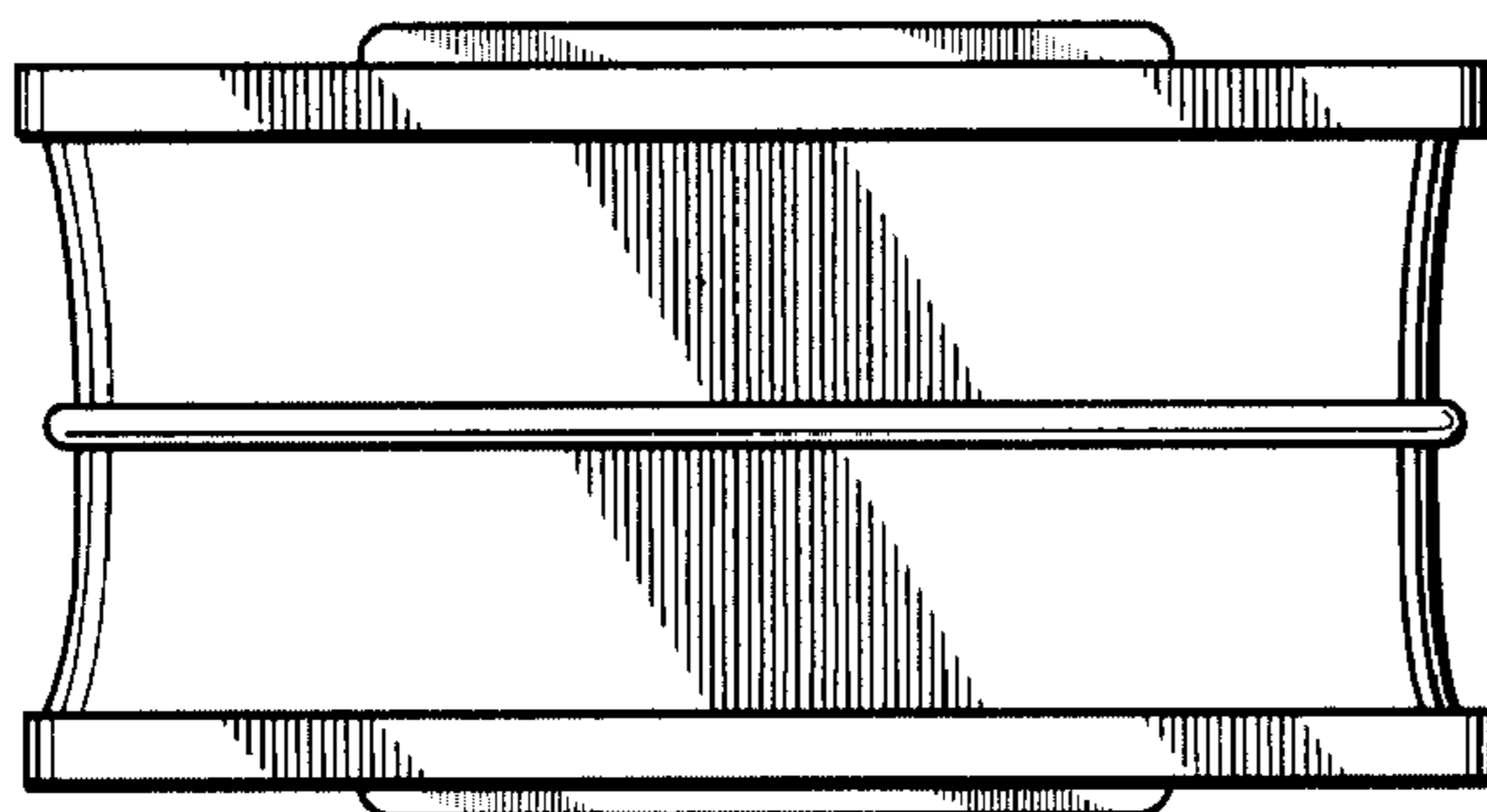
FIG. 2



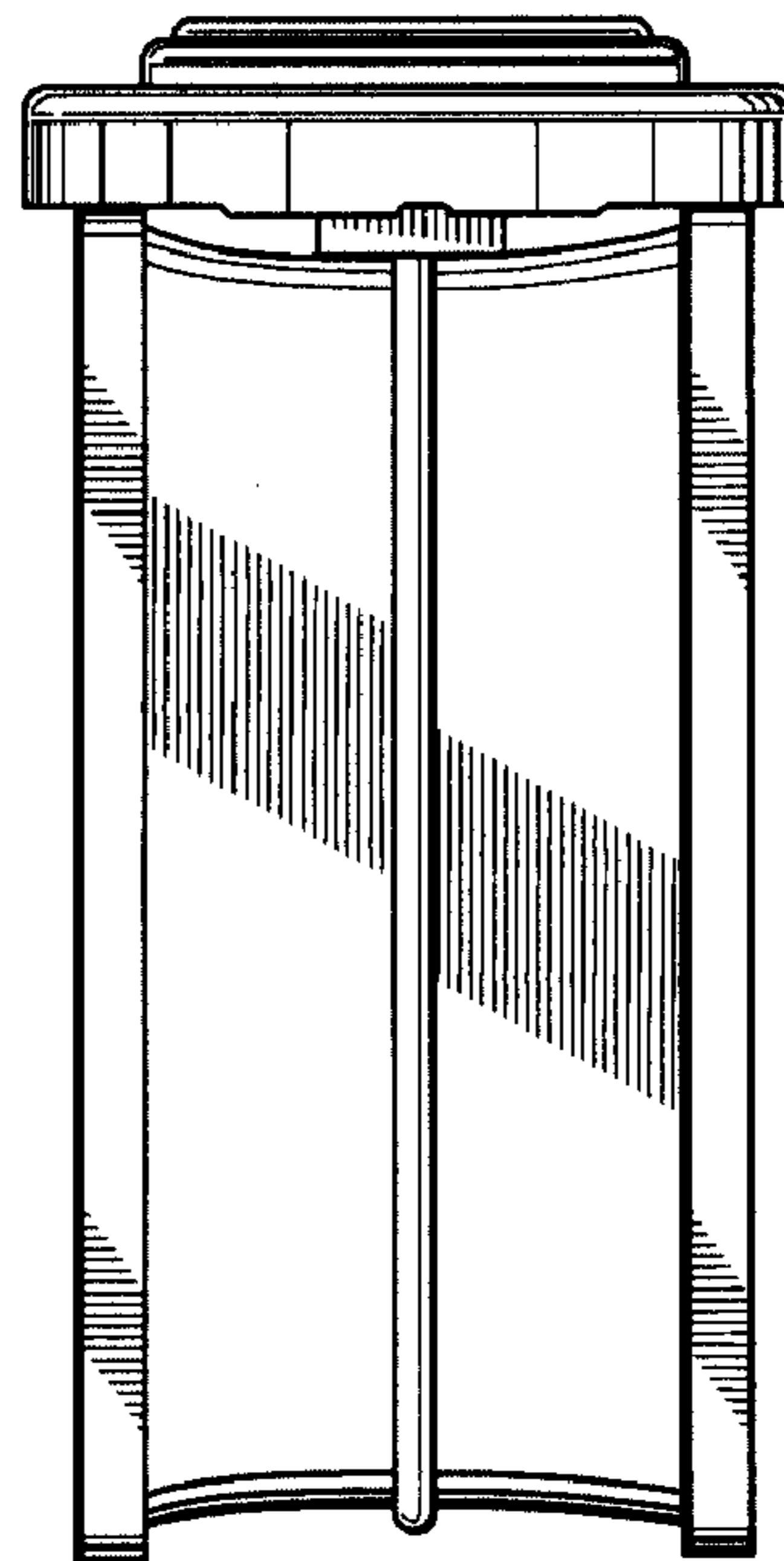
**FIG. 3**



**FIG. 4**



**FIG. 5**



**FIG. 6**