



US00D575218S

(12) **United States Design Patent**
Desmond

(10) **Patent No.:** **US D575,218 S**
(45) **Date of Patent:** **** Aug. 19, 2008**

(54) **VEHICLE-WHEEL FRONT FACE**
(75) Inventor: **Mike Desmond**, Long Beach, CA (US)
(73) Assignee: **Mobile Hi-Tech Wheels**, Garden Grove, CA (US)

D499,061 S * 11/2004 Echazabal D12/209
D501,173 S * 1/2005 Walbey, Jr. D12/209
D516,486 S * 3/2006 Tirado D12/209
D541,723 S * 5/2007 Musser D12/209
D547,709 S * 7/2007 James D12/209
D550,138 S * 9/2007 Walbey, Jr. D12/209

(**) Term: **14 Years**

* cited by examiner

(21) Appl. No.: **29/301,909**

Primary Examiner—Stacia Cadmus

(22) Filed: **Mar. 19, 2008**

(74) *Attorney, Agent, or Firm*—Christie, Parker & Hale, LLP.

(51) **LOC (8) Cl.** **12-16**

(52) **U.S. Cl.** **D12/209**

(58) **Field of Classification Search** D12/204–213;
301/37.101, 64.101, 65, 64.201

See application file for complete search history.

(57) **CLAIM**

The ornamental design for vehicle-wheel front face, as shown and described.

(56) **References Cited**

DESCRIPTION

U.S. PATENT DOCUMENTS

D382,242 S * 8/1997 Brown et al. D12/209
D393,239 S * 4/1998 Schmid D12/209
D411,977 S * 7/1999 Feriero D12/209
D454,528 S * 3/2002 Brown et al. D12/209
D464,308 S * 10/2002 Chung D12/209
D495,287 S * 8/2004 Wang D12/209

FIG. 1 is a perspective view of a vehicle-wheel front face according to my design;

FIG. 2 is a front elevational view thereof; and,

FIG. 3 is a side elevational view thereof.

Portions of the wheel depicted in broken lines are for illustrative purposes only, and form no part of the claimed invention.

1 Claim, 3 Drawing Sheets

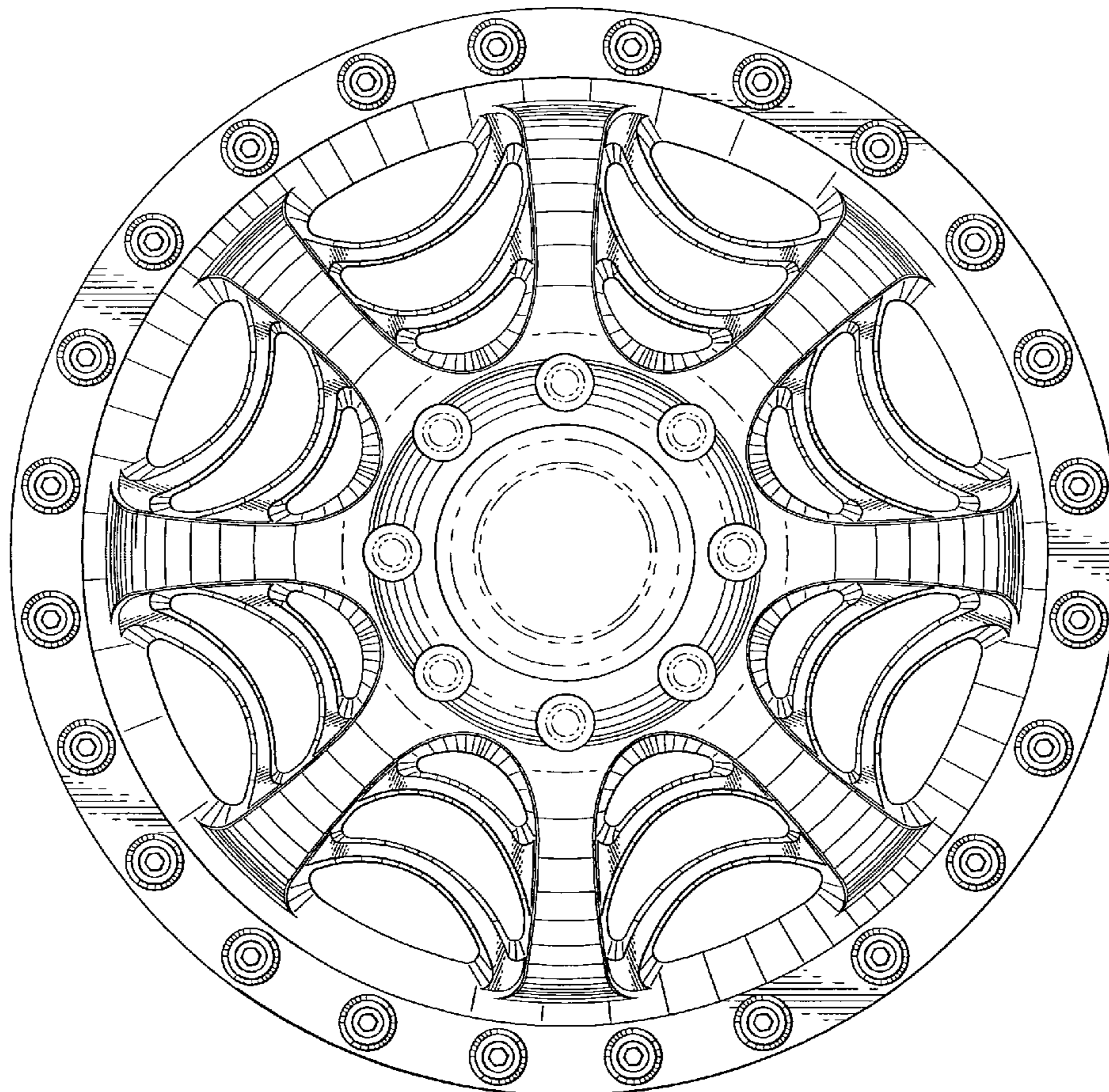


FIG. 1

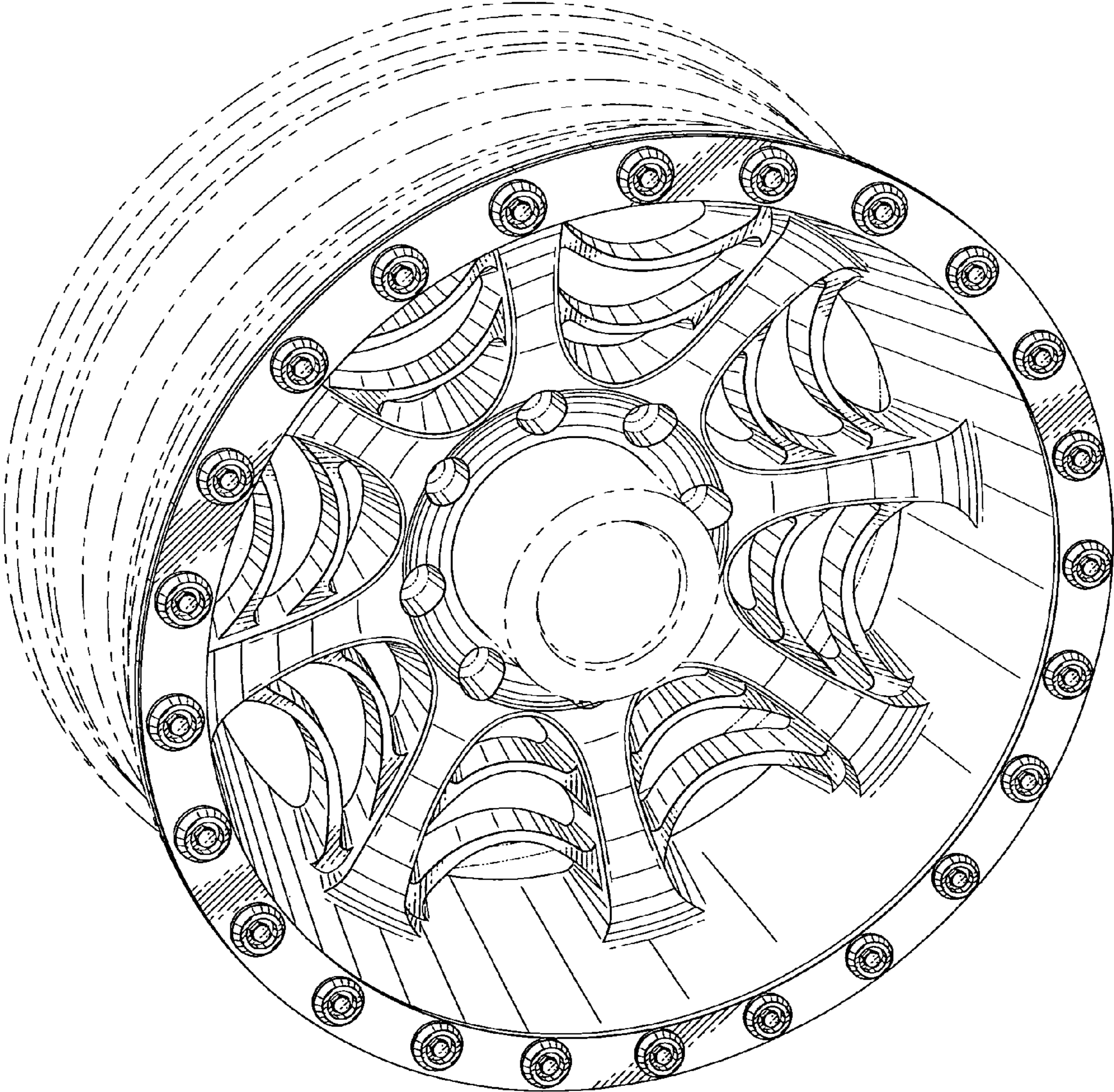


FIG. 2

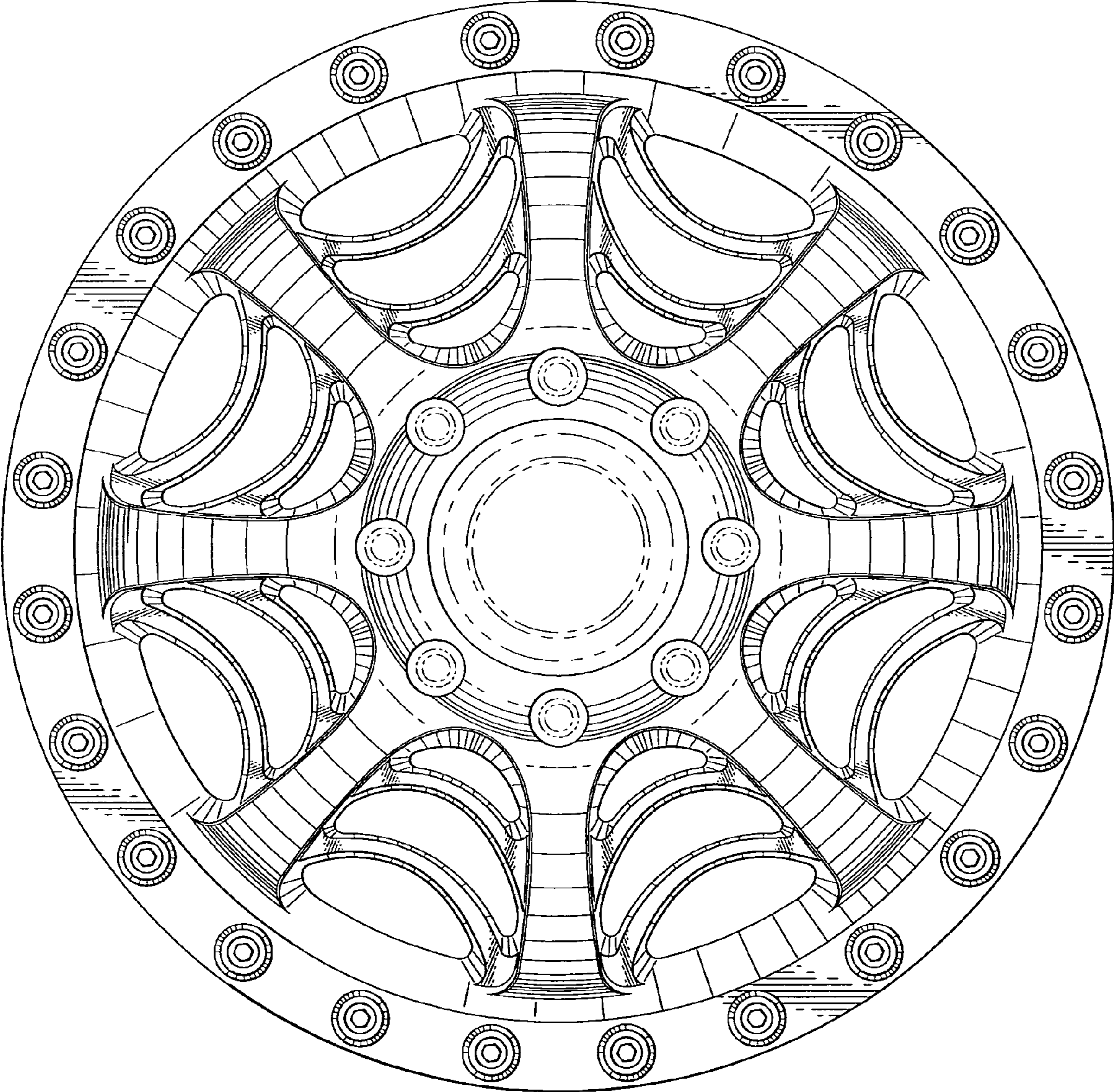


FIG. 3

