



US00D575201S

(12) **United States Design Patent**  
**Stahel, Jr. et al.**

(10) **Patent No.:** **US D575,201 S**  
(45) **Date of Patent:** **\*\* Aug. 19, 2008**

(54) **MOTORCYCLE SADDLEBAG SIDE TRIM**

D477,551 S \* 7/2003 Stahel et al. .... D12/114

(75) Inventors: **Alwin J. Stahel, Jr.**, St. Paul, MN (US);  
**Brian K. Stahel**, St. Paul, MN (US)

(73) Assignee: **Kuryakyn Holdings, Inc.**, Somerset, WI (US)

(\*\*) Term: **14 Years**

(21) Appl. No.: **29/272,468**

(22) Filed: **Feb. 8, 2007**

(51) **LOC (8) Cl.** ..... **12-11**

(52) **U.S. Cl.** ..... **D12/114**

(58) **Field of Classification Search** ..... D12/110,  
D12/407-410, 114, 190, 223; 180/219; 280/288.4;  
224/412-435, 42.11, 441; 296/37.1, 187.01-187.03,  
296/187.09, 187.1, 187.12, 207, 209, 29,  
296/30, 76, 78.1, 1.08; D25/119-125, 136,  
D25/164, 135; 52/311.1-311.3, 312, 316,  
52/716.1-716.8, 718.01, 718.04, 717.06;  
428/31, 81, 192

See application file for complete search history.

(56) **References Cited**

**U.S. PATENT DOCUMENTS**

3,168,170	A *	2/1965	Thom	52/716.1
D220,058	S *	3/1971	Bernstein	D26/28
3,680,903	A *	8/1972	Hulten	293/142
D227,799	S *	7/1973	Taylor	D26/28
4,039,215	A *	8/1977	Minhinnick	293/142
4,546,021	A *	10/1985	Mears	428/31
D281,412	S *	11/1985	Barnhart	D12/190
5,240,751	A *	8/1993	Cakmakci	428/31
D350,403	S *	9/1994	Watters	D25/136
D370,284	S *	5/1996	Farchione	D26/28
D391,378	S *	2/1998	Bannister	D25/136

**OTHER PUBLICATIONS**

Kuryakyn Catalog, 2002, "Metric Cruisers, Accessories for GL" 3 pgs. (front page and 2pgs.).

Kuryakyn Midseason Catalog, 2004 "Bring Chrome to the People" 2 pgs. (front page and p. 68).

\* cited by examiner

*Primary Examiner*—Cathron Brooks

*Assistant Examiner*—Linda Brooks

(74) *Attorney, Agent, or Firm*—Dicke, Billig & Czaja, PLLC

(57) **CLAIM**

The ornamental design for a motorcycle saddlebag side trim, as shown and described.

**DESCRIPTION**

FIG. 1 is a top perspective view of the motorcycle saddlebag side trim of the present invention.

FIG. 2 is a side perspective view of the motorcycle saddlebag side trim of FIG. 1.

FIG. 3 is a rear perspective view of the motorcycle saddlebag side trim of FIG. 2.

FIG. 4 is a rear perspective view of the motorcycle saddlebag side trim of FIG. 1 as viewed from the left end of FIG. 1.

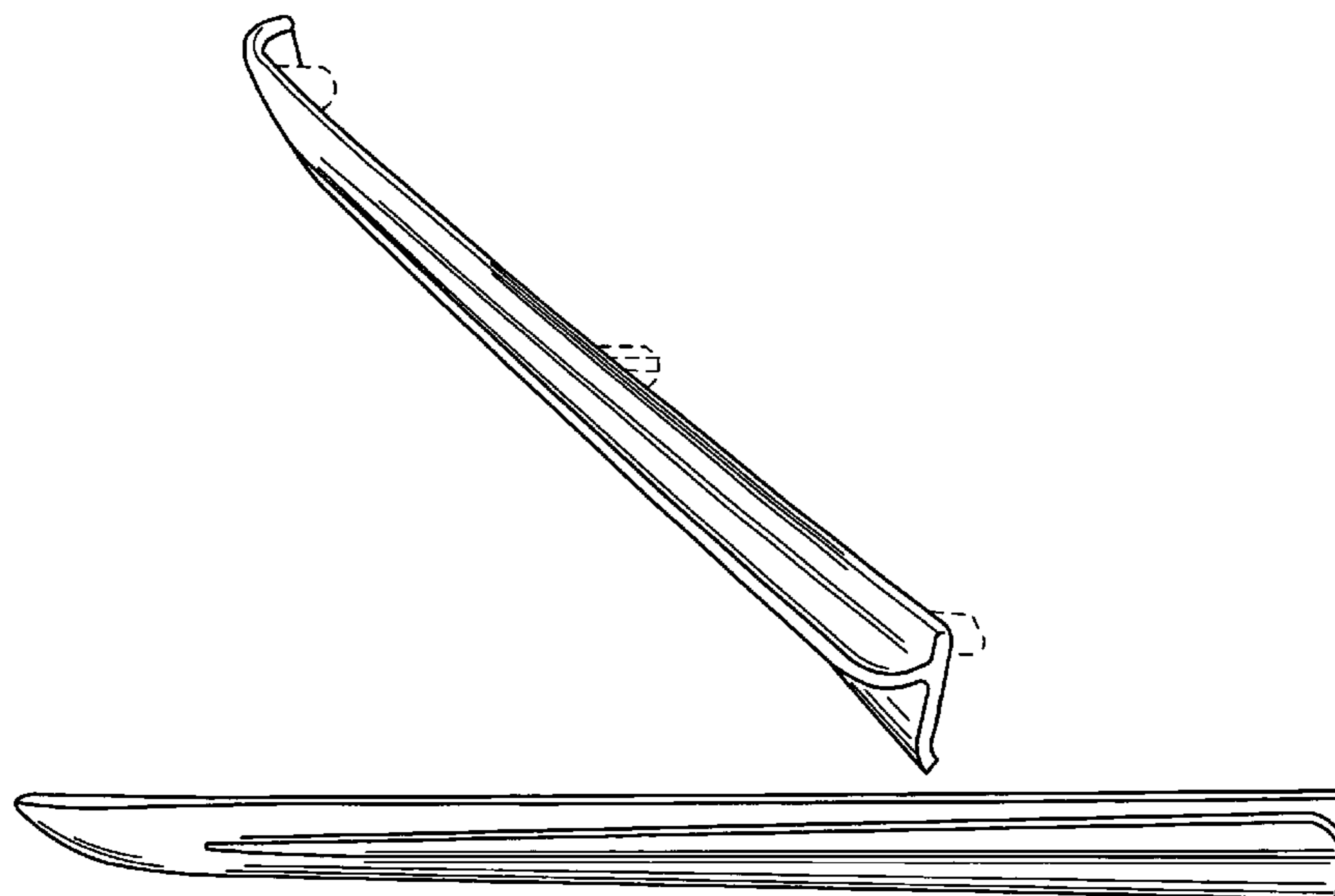
FIG. 5 is a front perspective view of the motorcycle saddlebag side trim of FIG. 1 as viewed from the right end of FIG. 1.

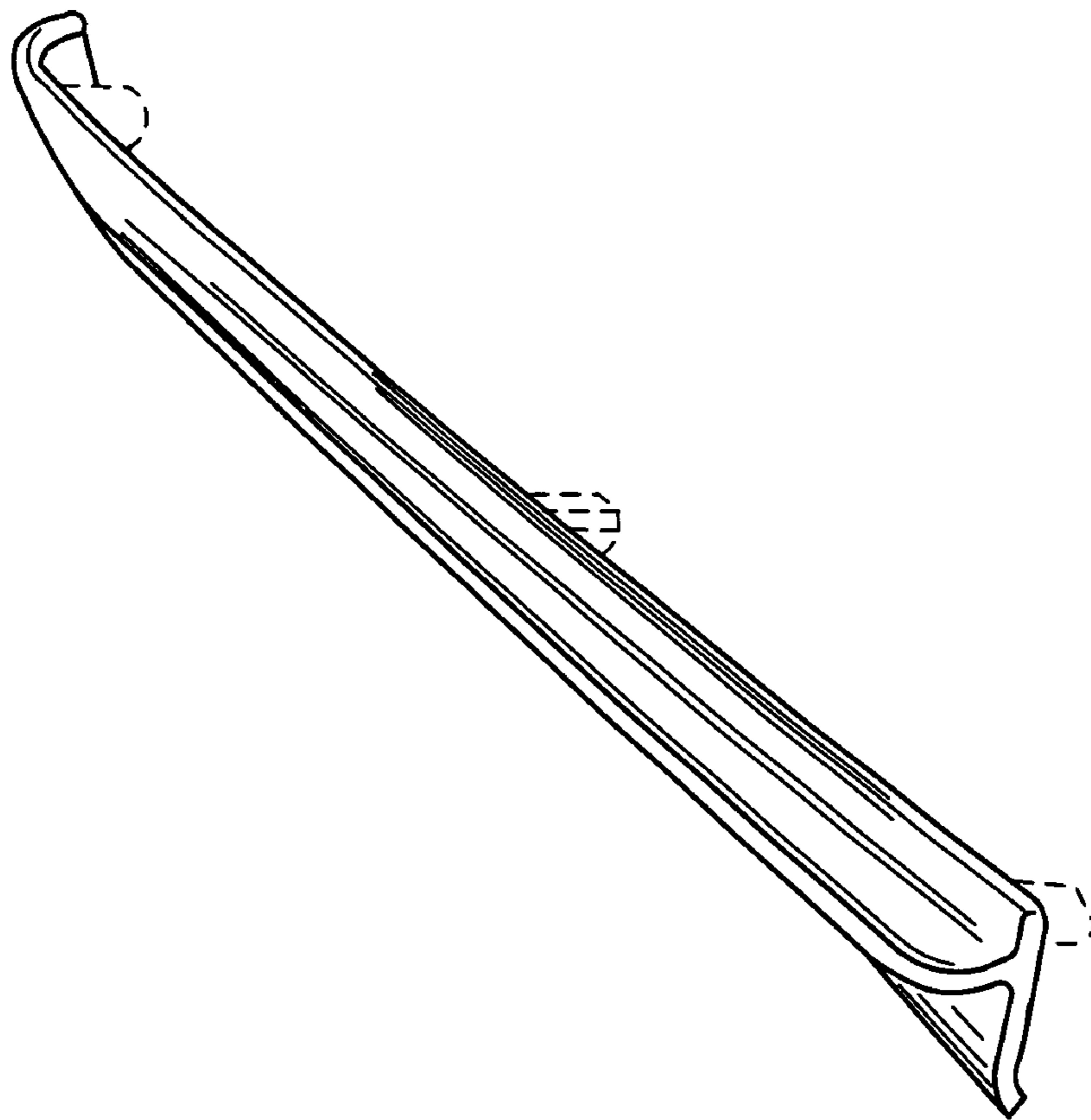
FIG. 6 is a top perspective view of the motorcycle saddlebag side trim of FIG. 1; and,

FIG. 7 is a bottom perspective view of the motorcycle saddlebag side trim of FIG. 1.


The broken lines indicate that the rear surface and mounting elements on the rear surface form no part of the claimed design.

**1 Claim, 4 Drawing Sheets**






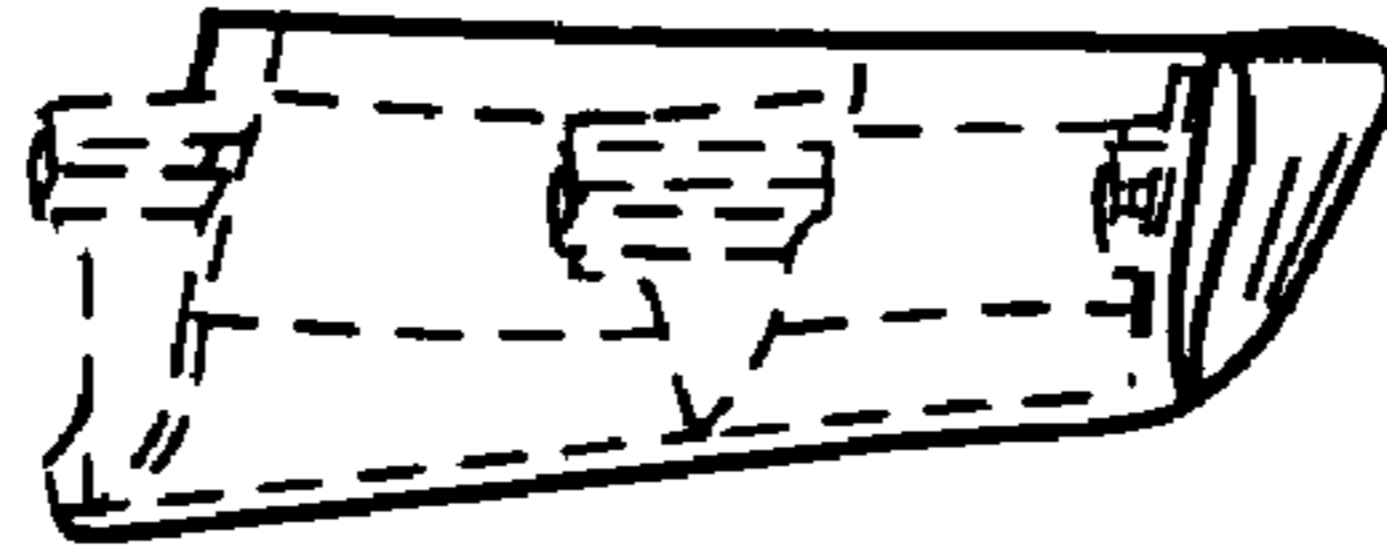
*Fig. 1*




*Fig. 2*



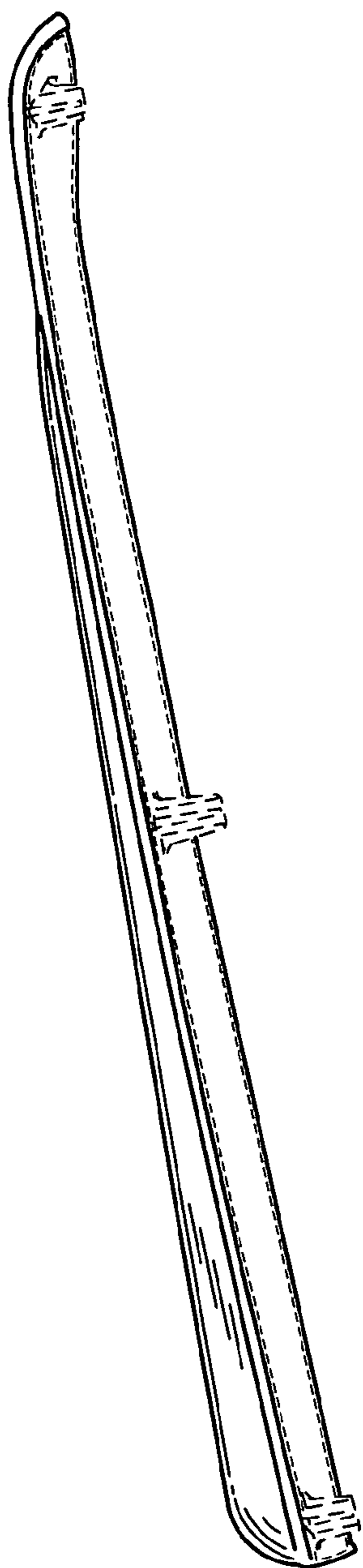
*Fig. 3*



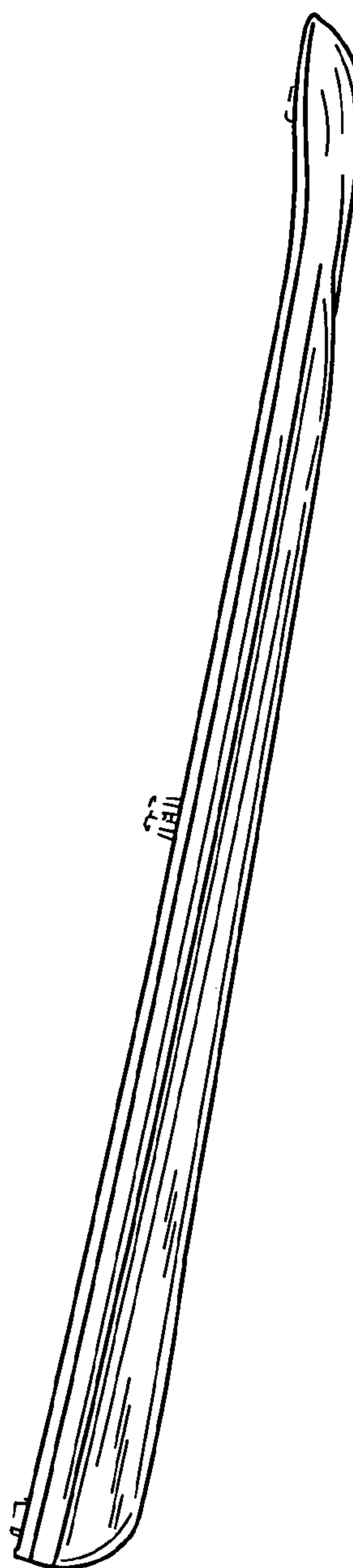
*Fig. 4*



*Fig. 5*



*Fig. 6*



*Fig. 7*