



US00D575200S

(12) **United States Design Patent**
Stahel

(10) **Patent No.:** **US D575,200 S**

(45) **Date of Patent:** **** Aug. 19, 2008**

(54) **MOTORCYCLE FAIRING SCOOP TRIM**

D410,876 S * 6/1999 Bangle D12/169
D477,551 S * 7/2003 Stahel et al. D12/114

(75) Inventor: **Brian K. Stahel**, St. Paul, MN (US)

(73) Assignee: **Kuryakyn Holdings, Inc.**, Somerset, WI (US)

(**) Term: **14 Years**

(21) Appl. No.: **29/272,386**

(22) Filed: **Feb. 7, 2007**

(51) **LOC (8) Cl.** **12-11**

(52) **U.S. Cl.** **D12/114**

(58) **Field of Classification Search** D12/110,
D12/407-410, 114, 190, 223, 163-172, 90-92,
D12/107, 126; 180/219; 280/288.4; 224/412-435,
224/42.11, 441; 296/37.1, 187.01-187.03,
296/187.09, 187.1, 187.12, 207, 209, 29,
296/30, 76, 78.1, 1.08, 180.1, 193.1, 193.09,
296/77.1; D25/119-125, 136, 164, 135;
52/311.1-311.3, 312, 316, 716.1-716.8,
52/718.01, 718.04, 717.06; 428/31, 81, 192
See application file for complete search history.

(56) **References Cited**

U.S. PATENT DOCUMENTS

3,168,170 A * 2/1965 Thom 52/716.1
D220,058 S * 3/1971 Bernstein D26/28
3,680,903 A * 8/1972 Hulten 293/142
D227,799 S * 7/1973 Taylor D26/28
4,039,215 A * 8/1977 Minhinnick 293/142
4,546,021 A * 10/1985 Mears 428/31
D281,412 S * 11/1985 Barnhart D12/190
5,240,751 A * 8/1993 Cakmakci 428/31
D350,403 S * 9/1994 Watters D25/136
D370,284 S * 5/1996 Farchione D26/28
D391,378 S * 2/1998 Bannister D25/136

OTHER PUBLICATIONS

Kuryakyn Products Catalog, 2000, "Going Places—Mickey's Diner", 2 pgs. (front page and p. 11 of catalog).

* cited by examiner

Primary Examiner—Cathron Brooks

Assistant Examiner—Linda Brooks

(74) *Attorney, Agent, or Firm*—Dicke, Billig & Czaja, PLLC

(57) **CLAIM**

The ornamental design for a motorcycle fairing scoop trim, as shown and described.

DESCRIPTION

FIG. 1 is a top perspective view of the motorcycle fairing scoop trim of the present invention.

FIG. 2 is a right side elevation view of the motorcycle fairing scoop trim of FIG. 1.

FIG. 3 is a left side elevation view of the motorcycle fairing scoop trim of FIG. 1.

FIG. 4 is a front elevation view of the motorcycle fairing scoop trim of FIG. 1.

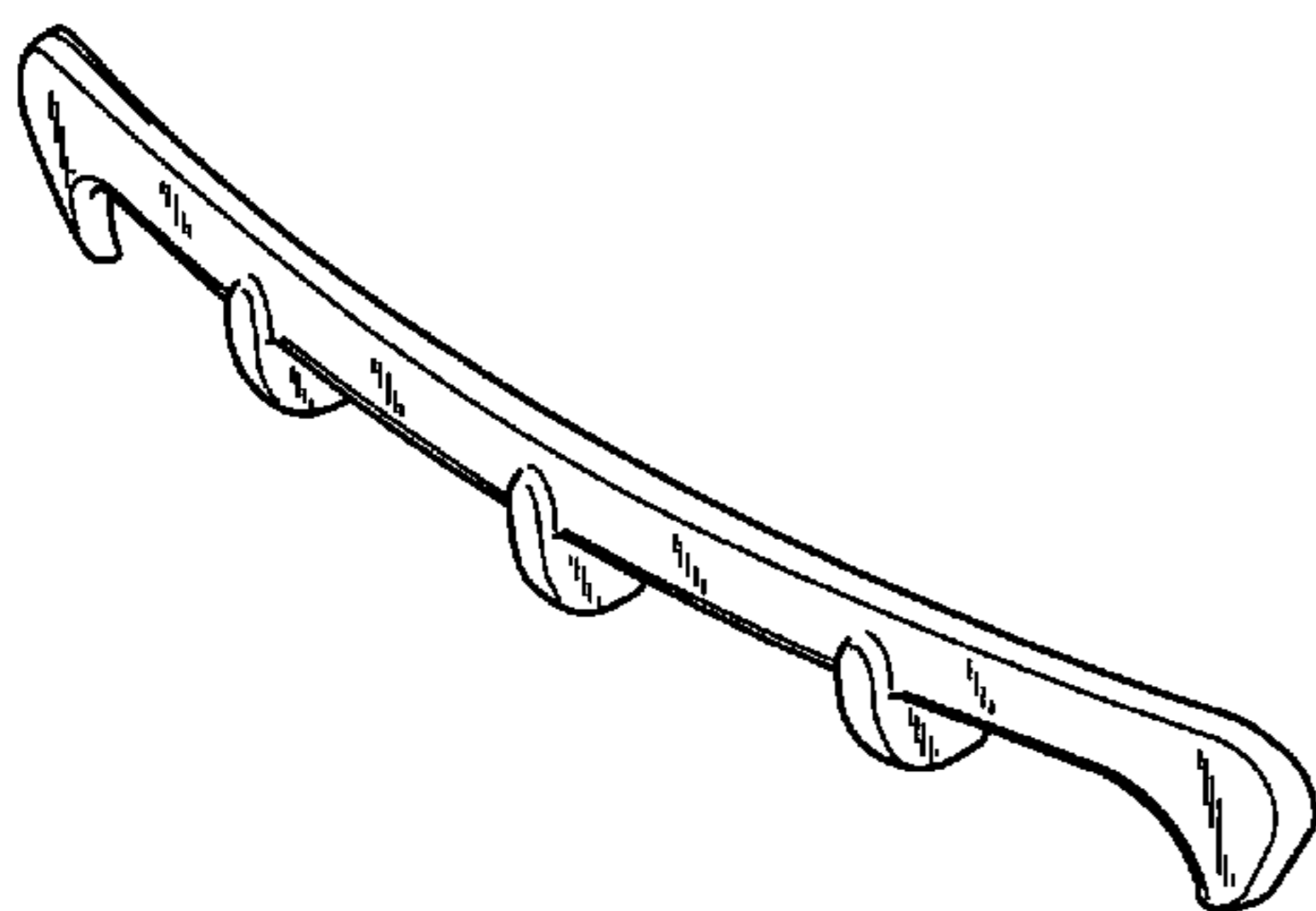
FIG. 5 is a rear elevation view of the motorcycle fairing scoop trim of FIG. 1.

FIG. 6 is a top plan view of the motorcycle fairing scoop trim of FIG. 1; and,

FIG. 7 is a bottom plan view of the motorcycle fairing scoop trim of FIG. 1.

The broken lines indicate that the rear surface of the horizontal portion and the interior surface of the vertical fin portions form no part of the claimed design.

1 Claim, 2 Drawing Sheets



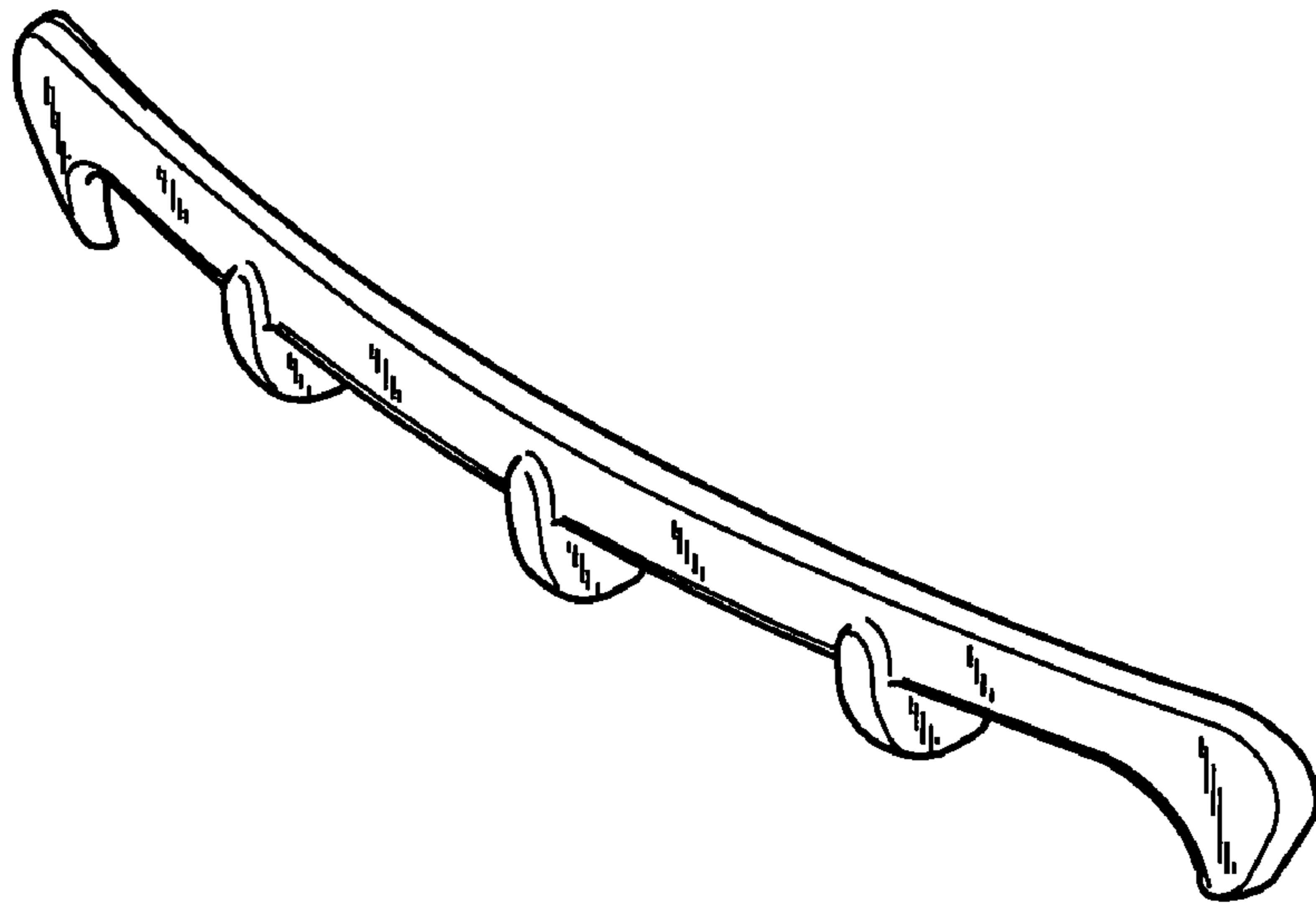


Fig. 1

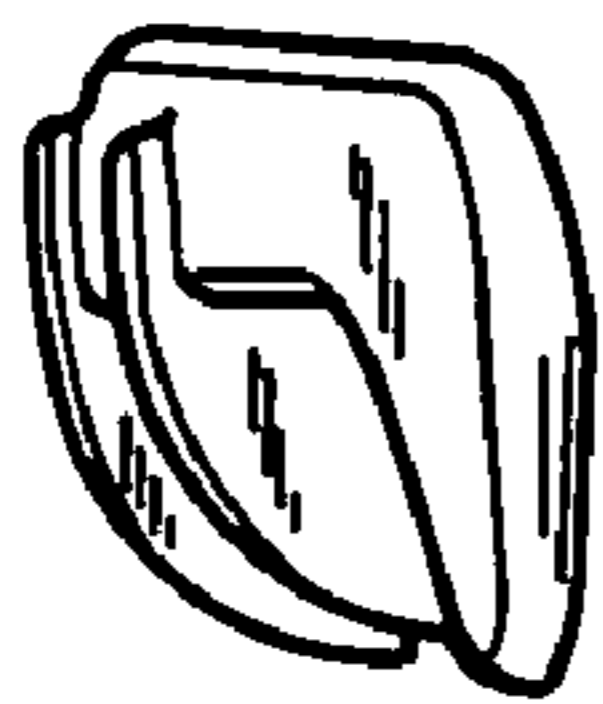


Fig. 2

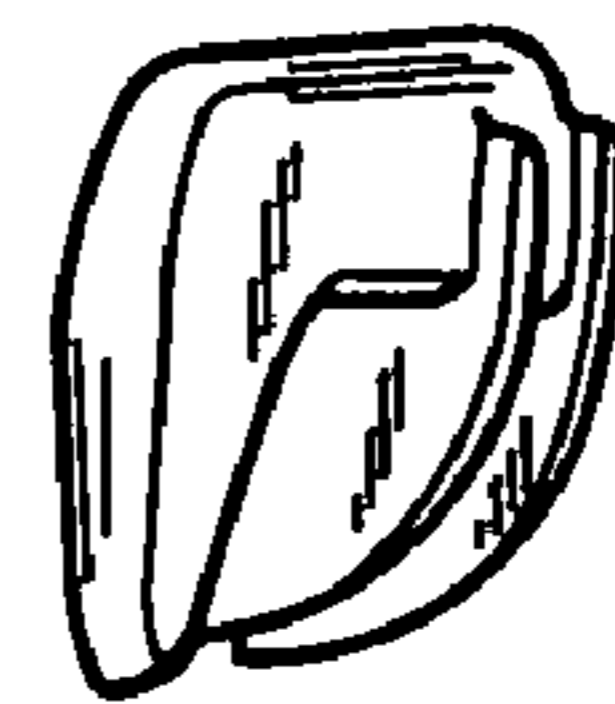


Fig. 3

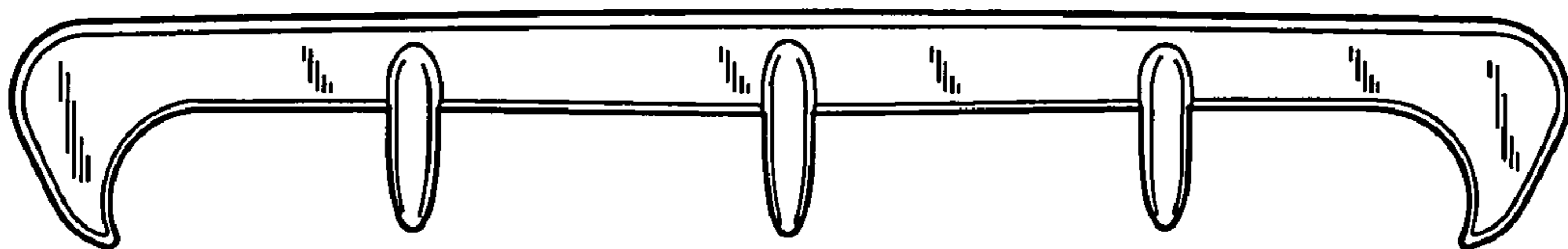


Fig. 4

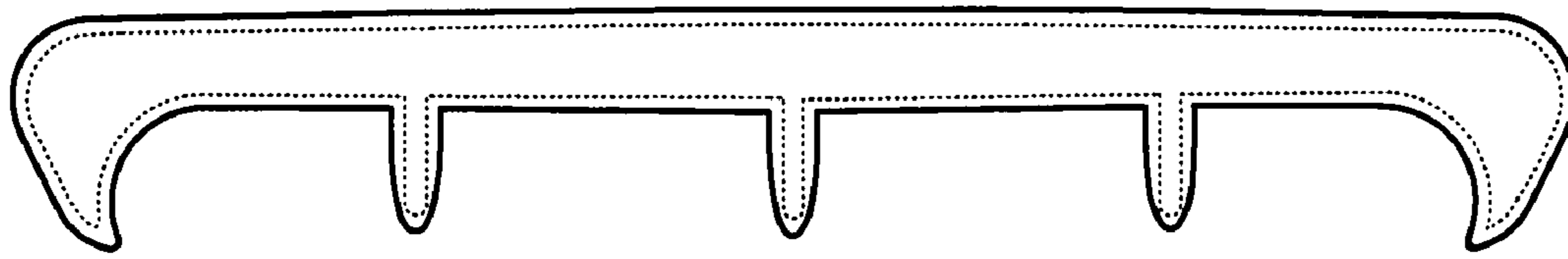


Fig. 5

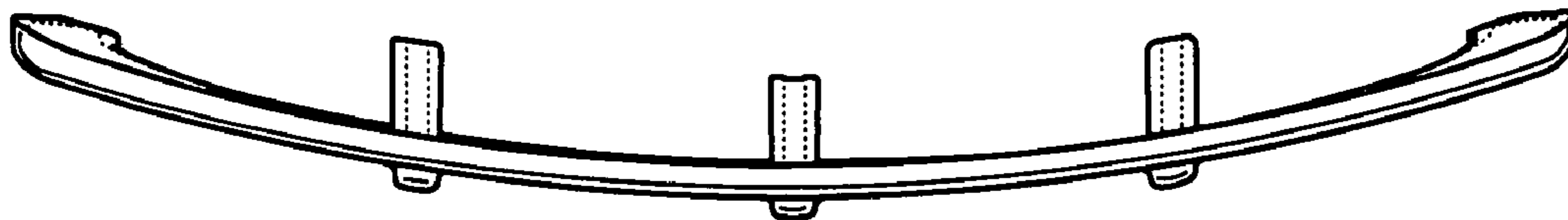


Fig. 6

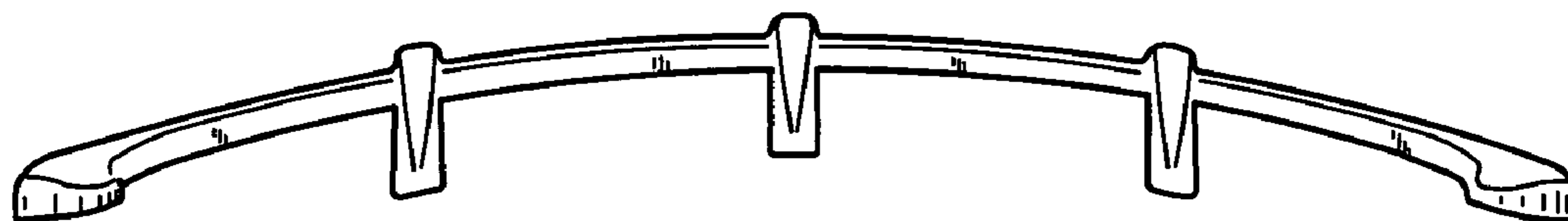


Fig. 7