



US00D575196S

(12) **United States Design Patent**
Hosoda et al.

(10) **Patent No.:** **US D575,196 S**
(45) **Date of Patent:** **** Aug. 19, 2008**

(54) **MOTOR VEHICLE AND/OR TOY REPLICA THEREOF**

(75) Inventors: **Yasuhide Hosoda**, Toyota (JP); **Isoroku Yamada**, Toyota (JP); **Sotiris Kovos**, Turin (IT)

(73) Assignee: **Toyota Jidosha Kabushiki Kaisha** (JP)

(**) Term: **14 Years**

(21) Appl. No.: **29/283,957**

(22) Filed: **Aug. 28, 2007**

(51) **LOC (8) Cl.** **12-08**

(52) **U.S. Cl.** **D12/92**

(58) **Field of Classification Search** D12/86,
D12/90-92; 296/185.1

See application file for complete search history.

(56) **References Cited**

U.S. PATENT DOCUMENTS

- D489,647 S * 5/2004 Matsumoto et al. D12/92
- D491,105 S * 6/2004 Kim et al. D12/91
- D491,842 S * 6/2004 Nakamura et al. D12/92
- D501,645 S * 2/2005 Hosoda et al. D12/92

- D531,547 S * 11/2006 Hiruta et al. D12/92
- D531,935 S * 11/2006 Matsumoto et al. D12/92
- D533,810 S * 12/2006 Metsugi et al. D12/92
- D562,188 S * 2/2008 Matsumoto et al. D12/92

* cited by examiner

Primary Examiner—Melody N Brown

(74) *Attorney, Agent, or Firm*—SAIDMAN DesignLaw Group

(57) **CLAIM**

The ornamental design for a motor vehicle and/or toy replica thereof, as shown and described.

DESCRIPTION

FIG. 1 is a front perspective view of a motor vehicle and/or toy replica thereof showing our new design;

FIG. 2 is a rear perspective view thereof;


FIG. 3 is a left-side view thereof;

FIG. 4 is a top view thereof;

FIG. 5 is a front view thereof; and,

FIG. 6 is a rear view thereof.

1 Claim, 2 Drawing Sheets






FIG. 1



FIG. 2

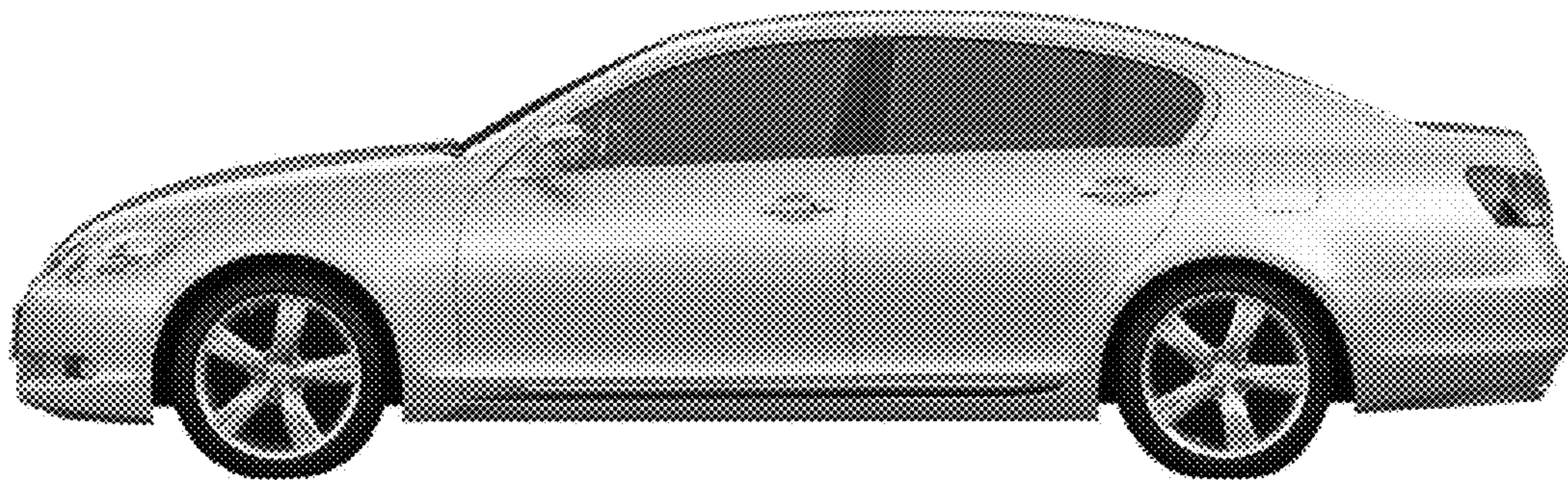


FIG. 3

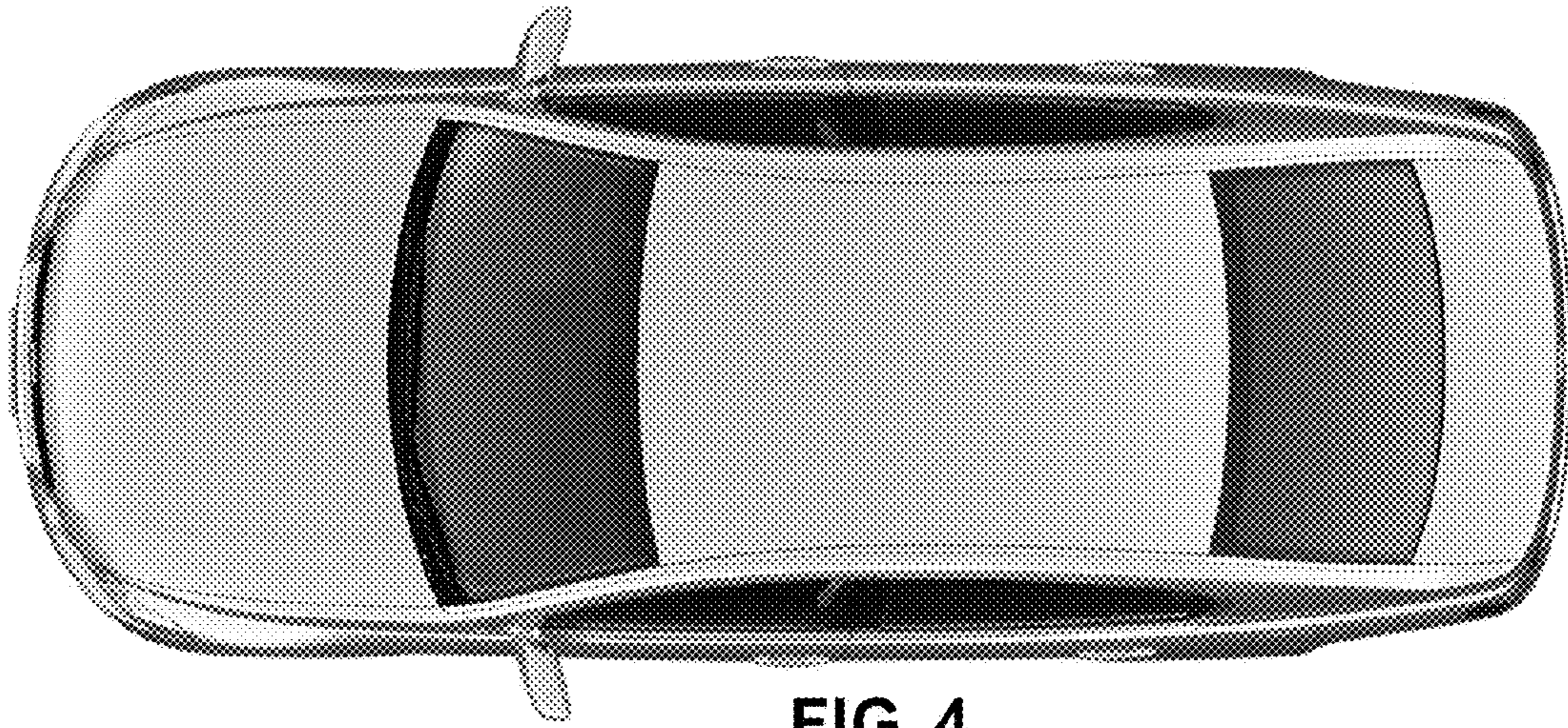


FIG. 4



FIG. 5




FIG. 6