



US00D575190S

(12) **United States Design Patent**
Keyaki et al.

(10) **Patent No.:** **US D575,190 S**

(45) **Date of Patent:** **** *Aug. 19, 2008**

(54) **PULL TAB FOR A SLIDE FASTENER**

(75) Inventors: **Keiichi Keyaki**, Namerikawa (JP);
Yuichi Iwase, Namerikawa (JP)

(73) Assignee: **YKK Corporation**, Tokyo (JP)

(*) Notice: This patent is subject to a terminal disclaimer.

(**) Term: **14 Years**

(21) Appl. No.: **29/234,902**

(22) Filed: **Jul. 25, 2005**

(30) **Foreign Application Priority Data**

Feb. 10, 2005 (JP) 2005-003475

(51) **LOC (8) Cl.** **02-07**

(52) **U.S. Cl.** **D11/221**

(58) **Field of Classification Search** D11/200,
D11/201, 221; 24/415-417, 419, 421, 427-431,
24/381-382, 385, 387, 433; 384/64

See application file for complete search history.

(56) **References Cited**

U.S. PATENT DOCUMENTS

D303,510 S	*	9/1989	Minami	D11/221
D334,155 S	*	3/1993	Terada et al.	D11/221
D366,230 S	*	1/1996	Aoki	D11/221
D469,384 S		1/2003	Iwase et al.		
D499,668 S	*	12/2004	Iwase	D11/221

* cited by examiner

Primary Examiner—Ralf Seifert

(74) *Attorney, Agent, or Firm*—Alston & Bird LLP

(57) **CLAIM**

The ornamental design for a pull tab for a slide fastener, as shown and described.

DESCRIPTION

FIG. 1 is a front view of a pull tab for a slide fastener of the claimed design.

FIG. 2 is a rear view of the pull tab of FIG. 1.

FIG. 3 is a plan view of the pull tab of FIG. 1.

FIG. 4 is a bottom view of the pull tab of FIG. 1.

FIG. 5 is a right side view of the pull tab of FIG. 1; and,

FIG. 6 is a perspective view of the pull tab of FIG. 1.

1 Claim, 2 Drawing Sheets

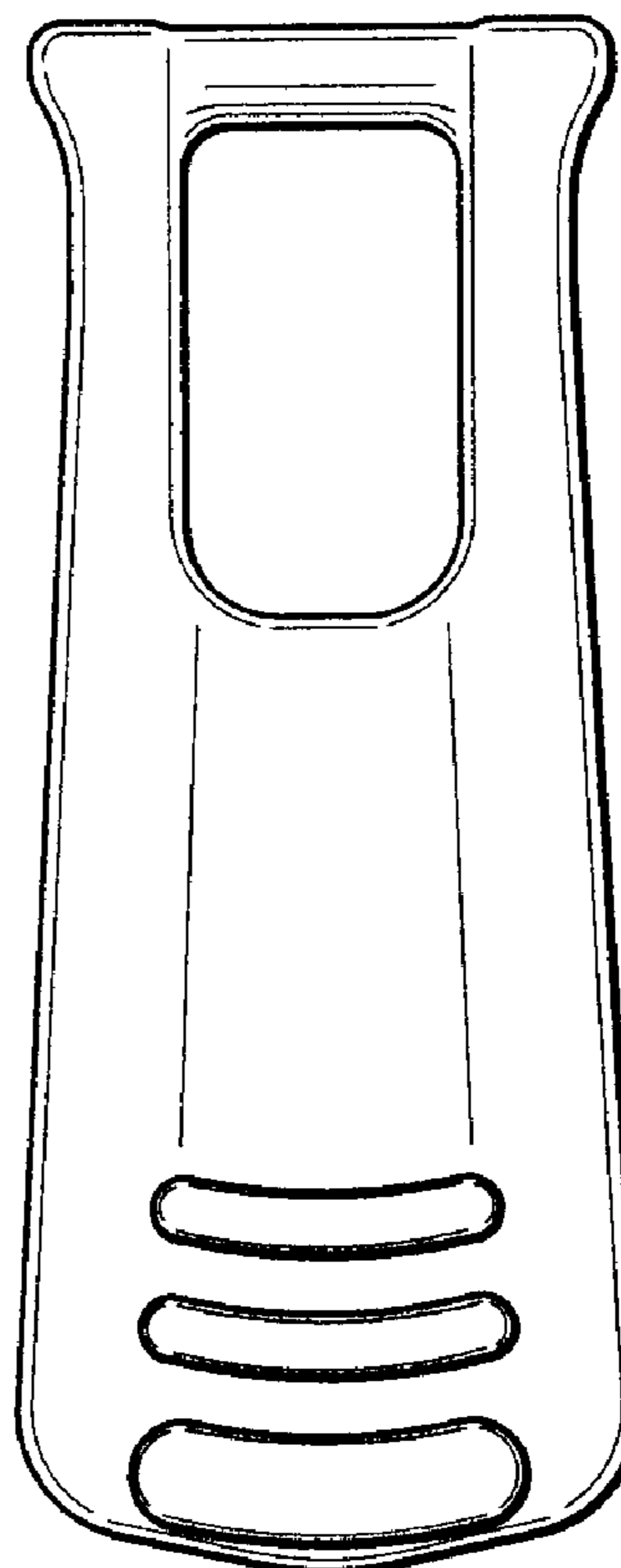
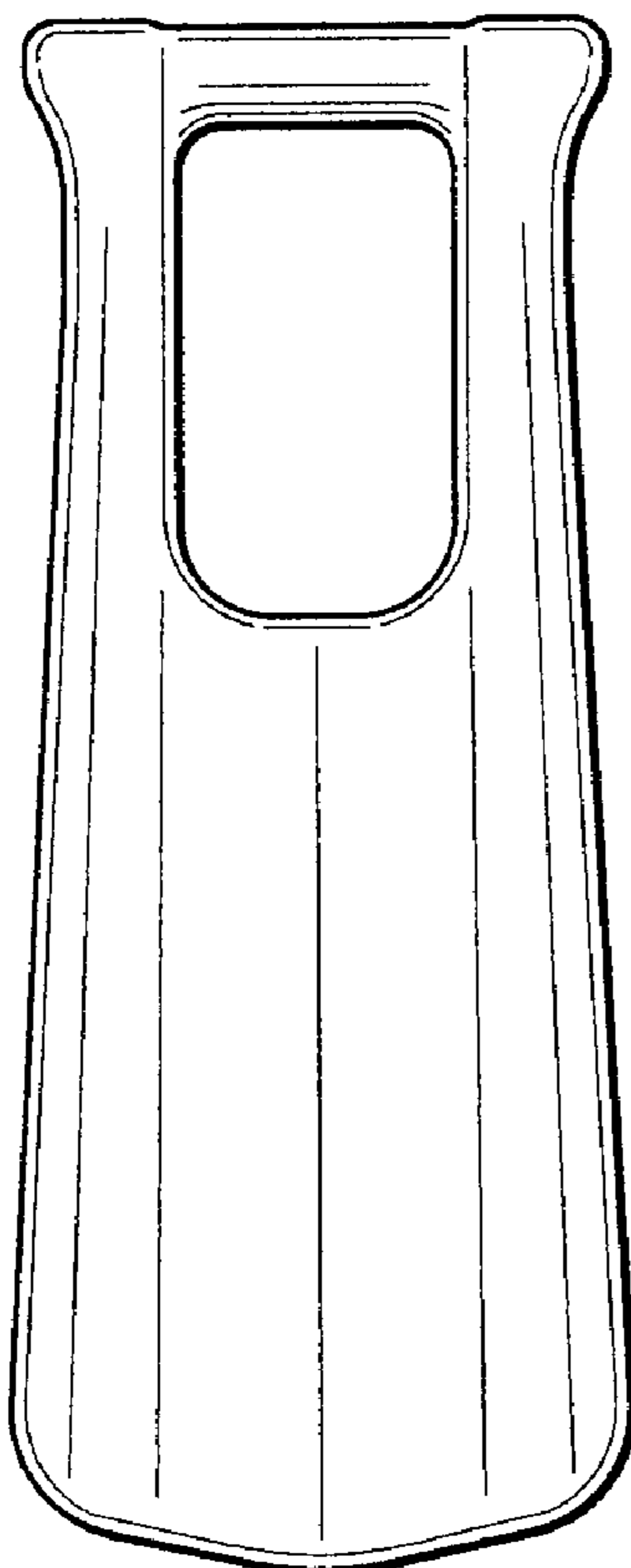


FIG. 1

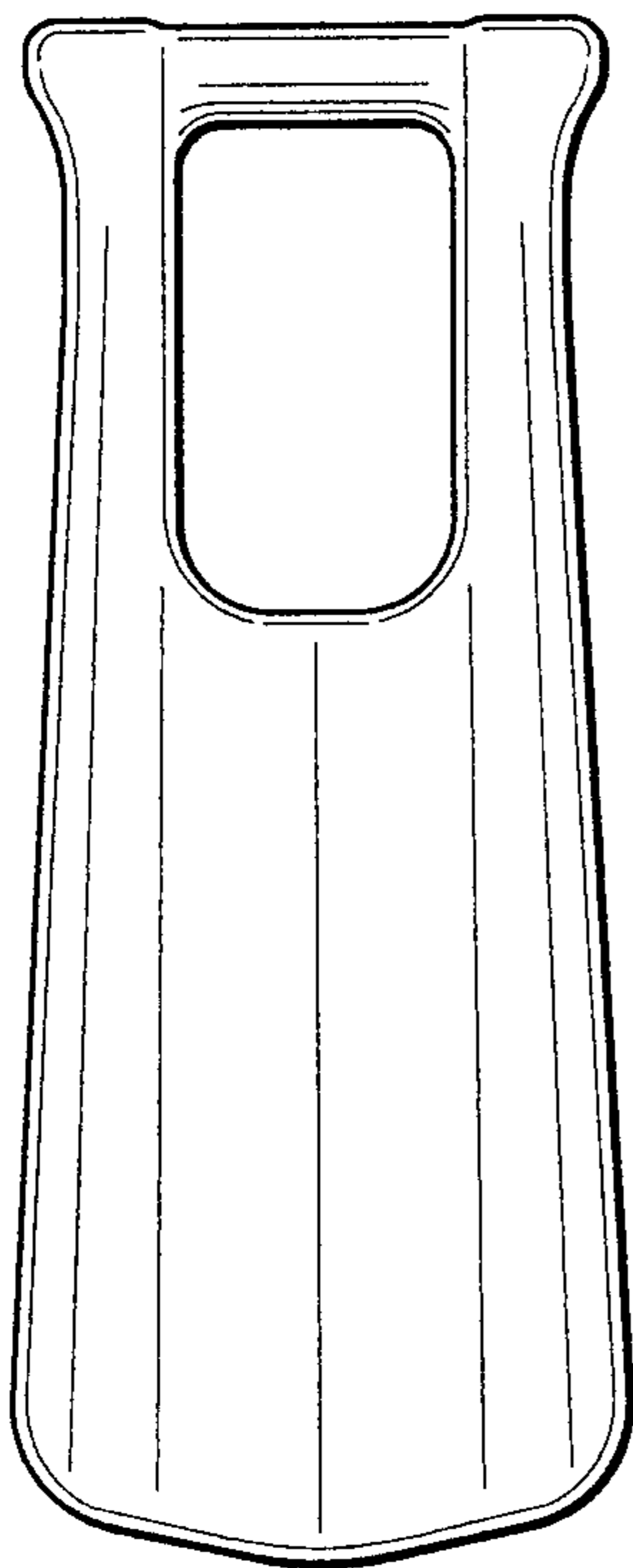


FIG. 2

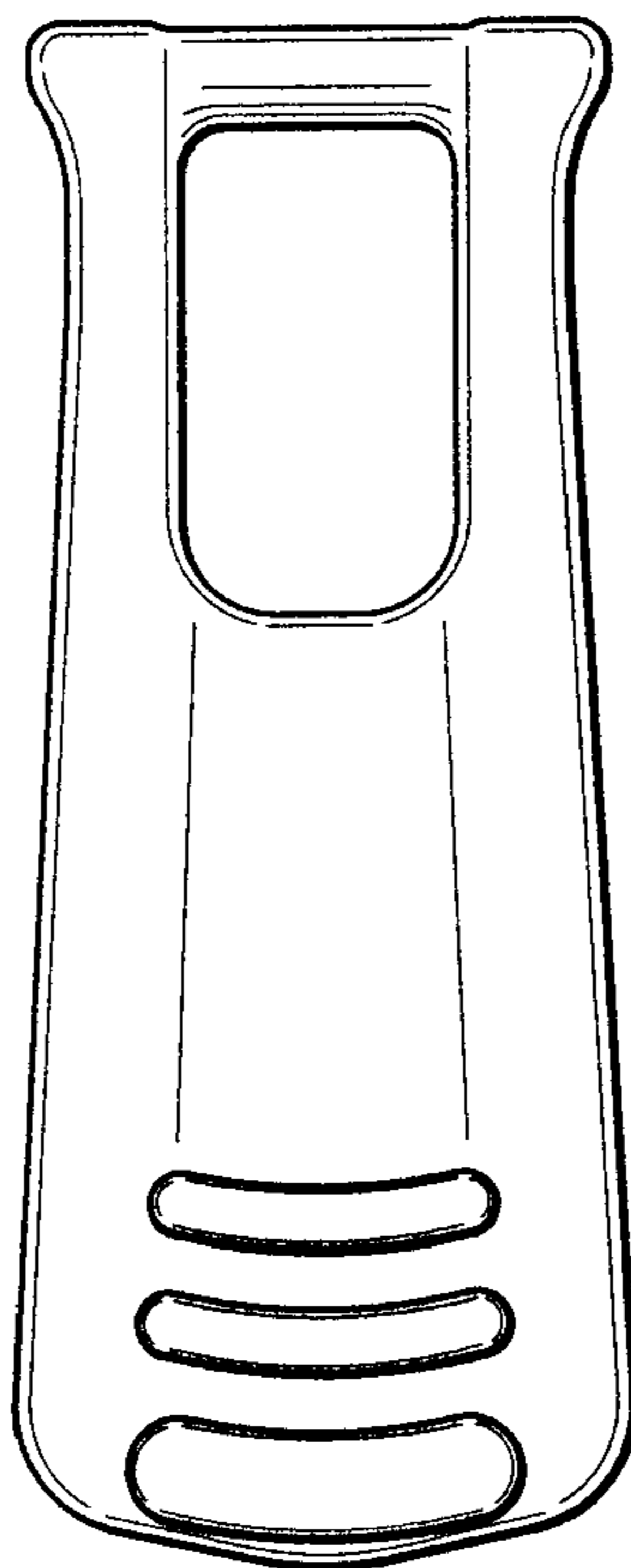


FIG. 5

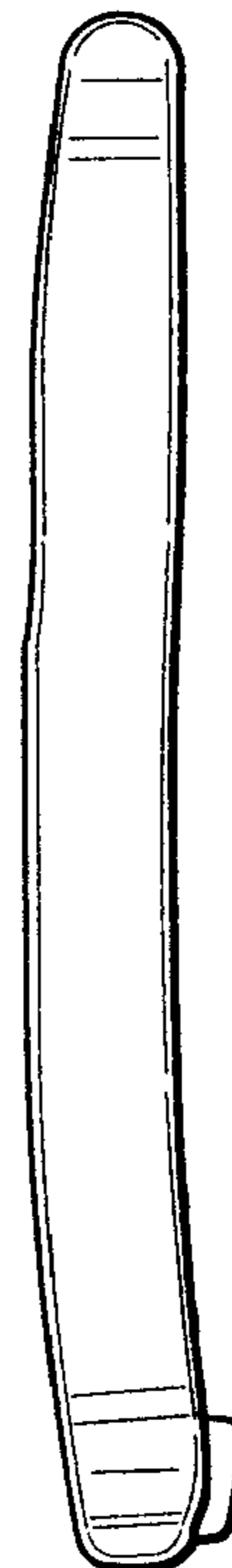


FIG. 3




FIG. 4

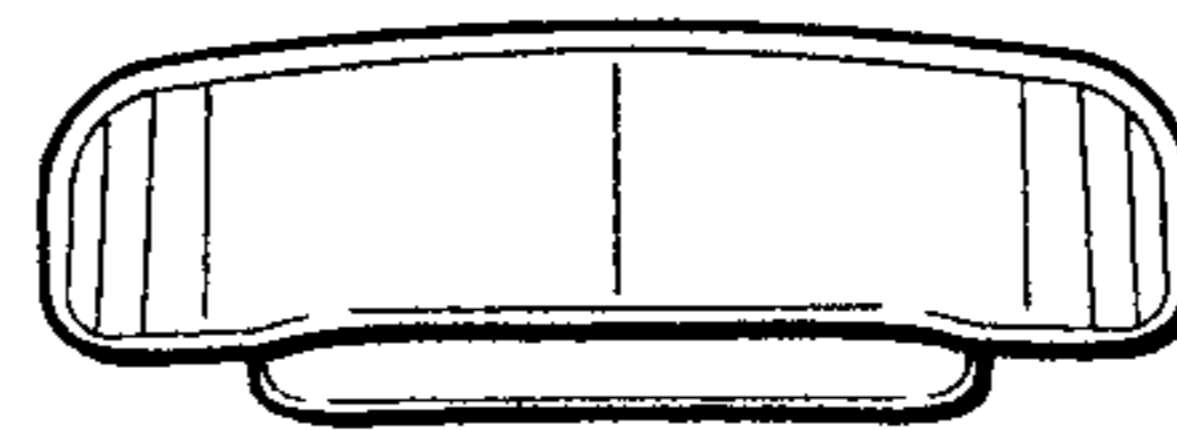


FIG. 6

