



US00D575187S

(12) **United States Design Patent**
Mitchell

(10) **Patent No.:** **US D575,187 S**

(45) **Date of Patent:** **** Aug. 19, 2008**

(54) **DOG TAG**

(76) Inventor: **James Mitchell**, 7407 St. Armond Ct.,
McKinney, TX (US) 75070

(**) Term: **14 Years**

(21) Appl. No.: **29/288,977**

(22) Filed: **Jul. 2, 2007**

(51) **LOC (8) Cl.** **11-03**

(52) **U.S. Cl.** **D11/95**

(58) **Field of Classification Search** D11/1-2,
D11/40-41, 43-50, 53, 56, 60, 63, 65, 67,
D11/75-78.1, 86, 89, 95-105, 108-109, 115-116;
63/1.11, 1.12, 1.13, 1.14, 1.16, 1.18, 13,
63/14.1, 35, 38, 39

See application file for complete search history.

(56) **References Cited**

U.S. PATENT DOCUMENTS

- D259,445 S * 6/1981 Clarke D3/207
- D260,861 S * 9/1981 Han D11/79
- D395,845 S * 7/1998 Hickbert D11/95
- D477,545 S * 7/2003 Davis D11/95

* cited by examiner

Primary Examiner—R. Seifert

(74) *Attorney, Agent, or Firm*—Michael Cameron, Esq.

(57) **CLAIM**

I claim the ornamental design for a dog tag, as shown.

DESCRIPTION

FIG. 1 is a front view of a dog tag in accordance with the new design;

FIG. 2 is a back view of a dog tag in accordance with the new design;

FIG. 3 is a left side view thereof, the right side being substantially symmetrical;

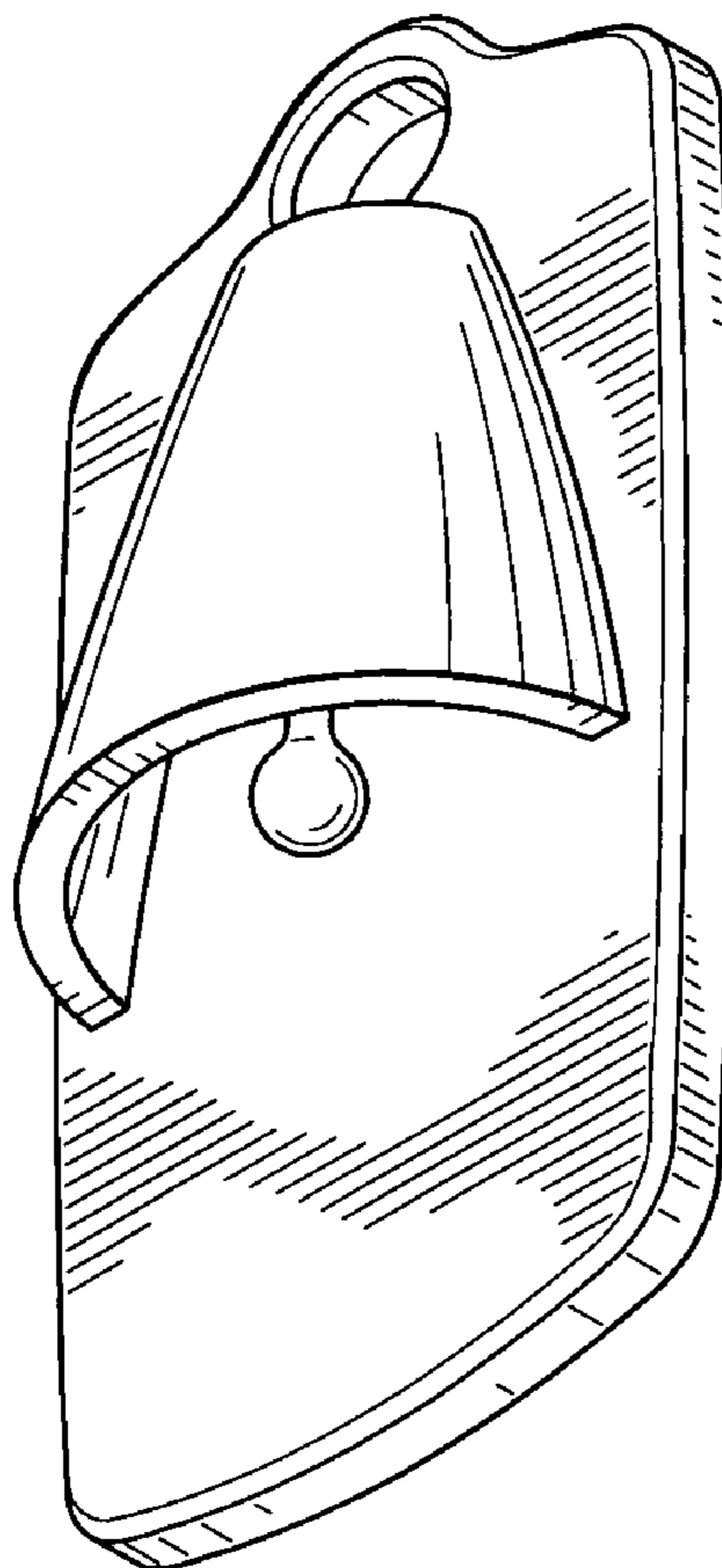
FIG. 4 is a top view of a dog tag in accordance with the new design;

FIG. 5 is a bottom view of a dog tag in accordance with the new design;

FIG. 6 is a first perspective view of a dog tag in accordance with the new design; and,

FIG. 7 is a second perspective view of a dog tag in accordance with the new design.

1 Claim, 2 Drawing Sheets






FIG. 1




FIG. 2

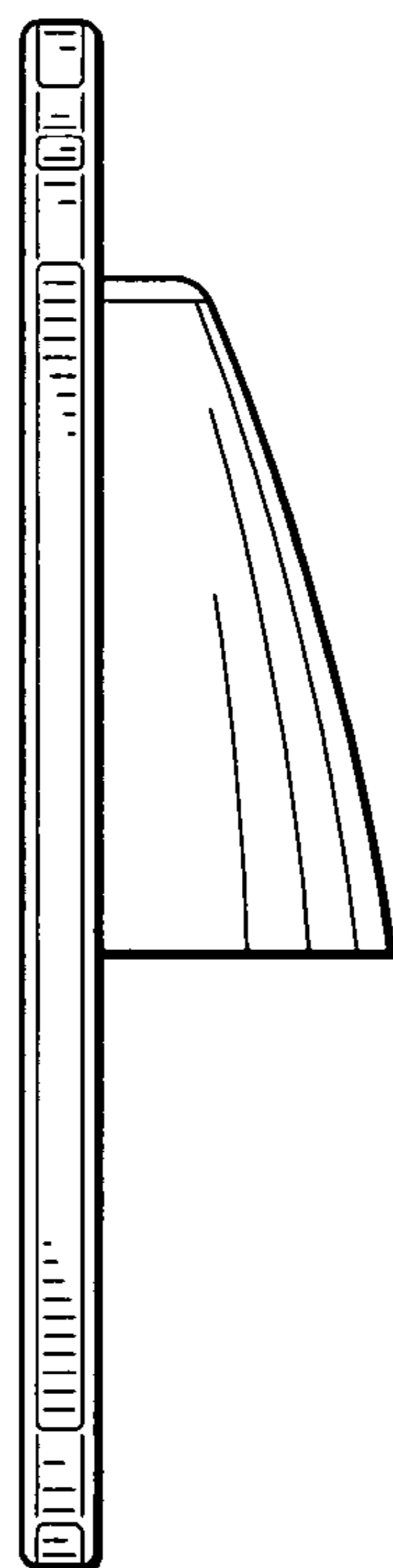


FIG. 3




FIG. 4




FIG. 5

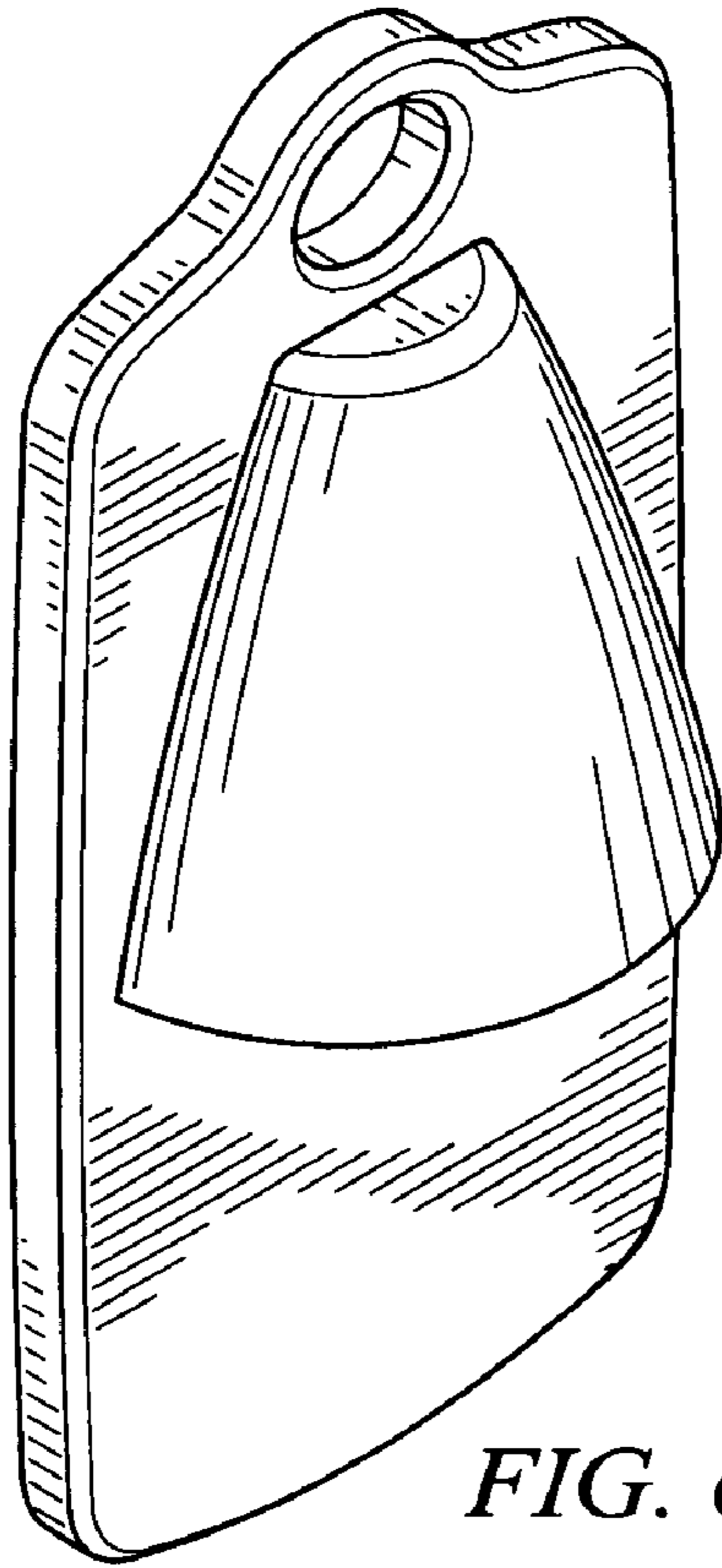


FIG. 6

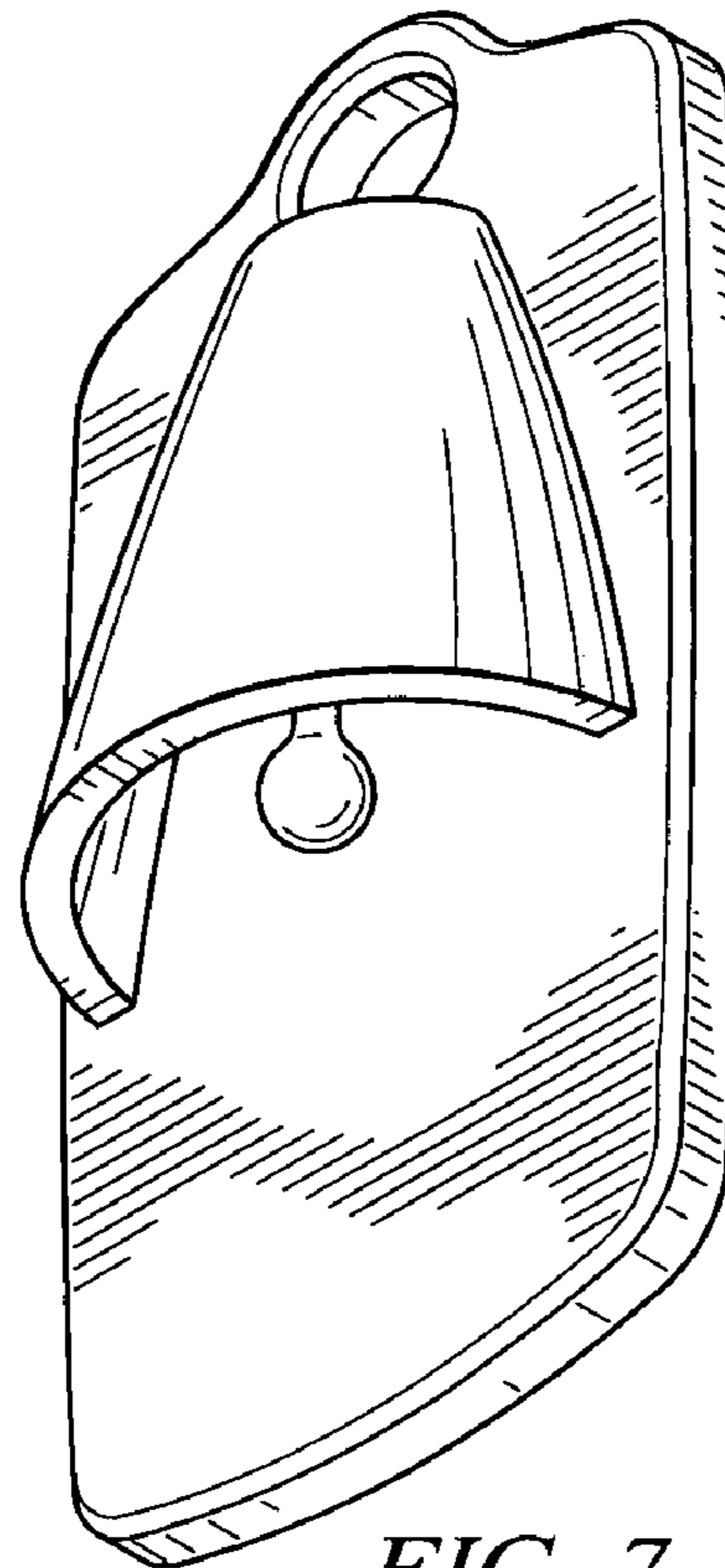


FIG. 7