



US00D575185S

(12) **United States Design Patent**
Olsen

(10) **Patent No.:** **US D575,185 S**

(45) **Date of Patent:** **** Aug. 19, 2008**

(54) **JEWELRY ARTICLE**

(75) Inventor: **Mark Olsen**, Burnsville, MN (US)

(73) Assignee: **Kirchner Corporation**, Minneapolis, MN (US)

(**) Term: **14 Years**

(21) Appl. No.: **29/283,007**

(22) Filed: **Aug. 3, 2007**

(51) **LOC (8) Cl.** **11-02**

(52) **U.S. Cl.** **D11/81**

(58) **Field of Classification Search** D11/1-2,
D11/40-41, 43-50, 53, 56, 60, 63, 65, 67,
D11/75-78.1, 86, 89, 95-105, 108-109, 115-116,
D11/81, 82, 83; 63/1.11, 1.12, 1.13, 1.14,
63/1.16, 1.18, 13, 14.1, 35, 38, 39

See application file for complete search history.

(56) **References Cited**

U.S. PATENT DOCUMENTS

- D467,196 S * 12/2002 Pinto D11/96
- D467,832 S * 12/2002 Pinto D11/83
- D474,128 S * 5/2003 Bonnet D11/81

D500,699 S * 1/2005 Ping D11/83

* cited by examiner

Primary Examiner—R. Seifert

(74) *Attorney, Agent, or Firm*—Fish & Richardson P.C.

(57) **CLAIM**

The ornamental design for a jewelry article, as shown and described.

DESCRIPTION

FIG. 1 is rear perspective view of a jewelry article in a first arrangement.

FIG. 2 is a front perspective view of the jewelry article of FIG. 1.

FIG. 3 is rear perspective view of the jewelry article in a second arrangement.

FIG. 4 is a front perspective view of the jewelry article of FIG. 3; and,

FIG. 5 is front perspective view of the jewelry article in a third arrangement.

The broken lines shown in the drawings form no part of the claimed design.

1 Claim, 3 Drawing Sheets

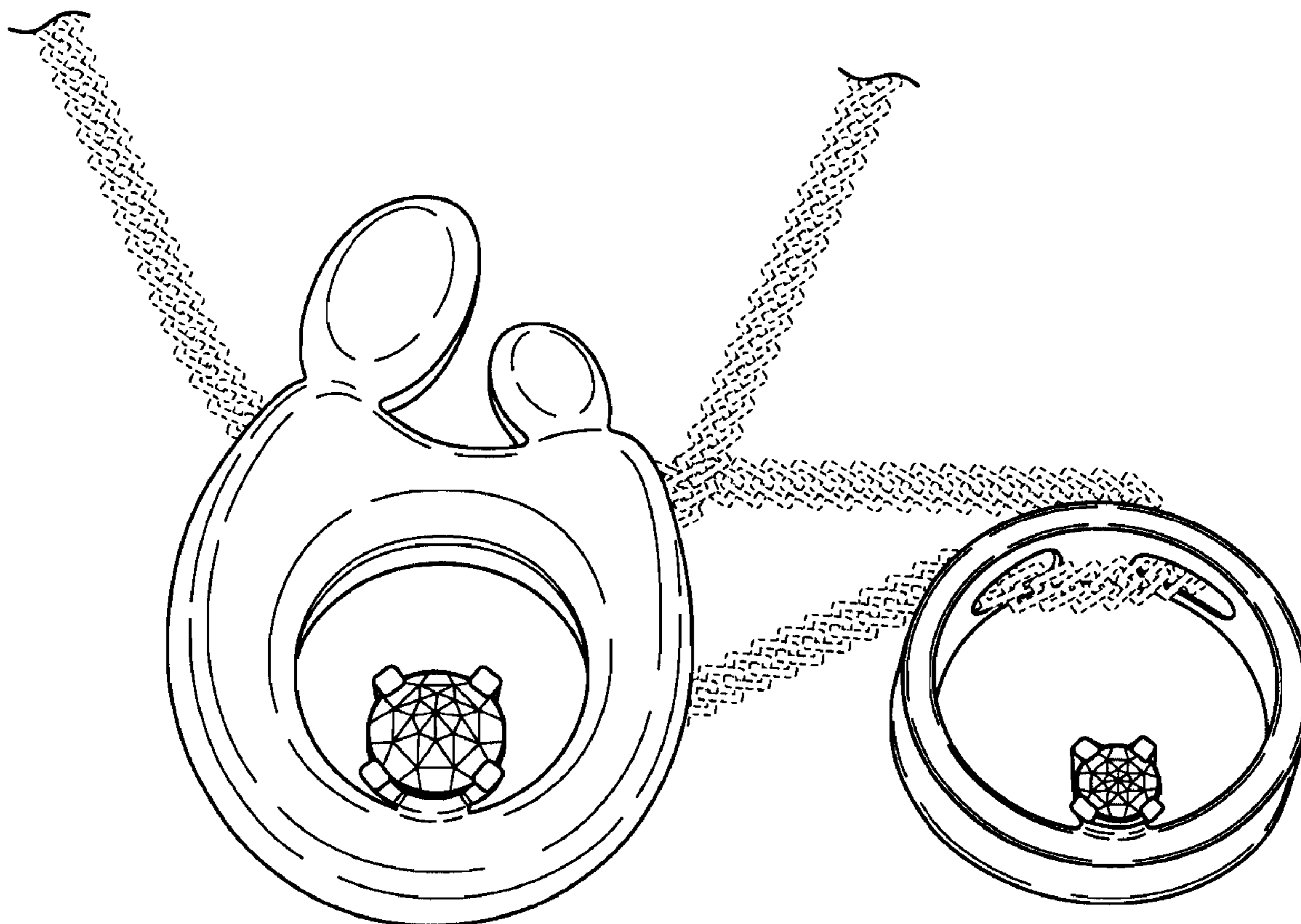




FIG. 1

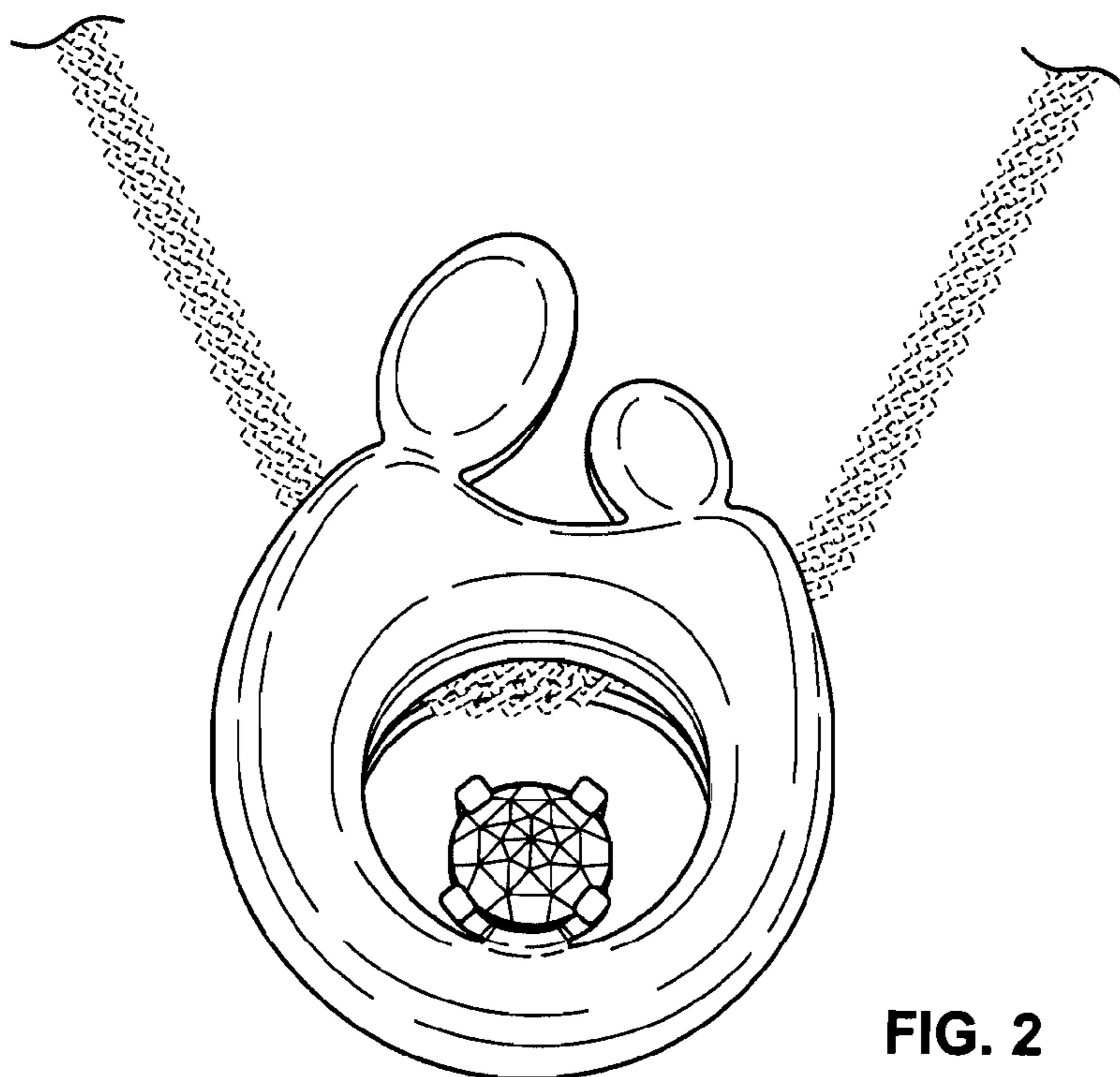


FIG. 2



FIG. 3

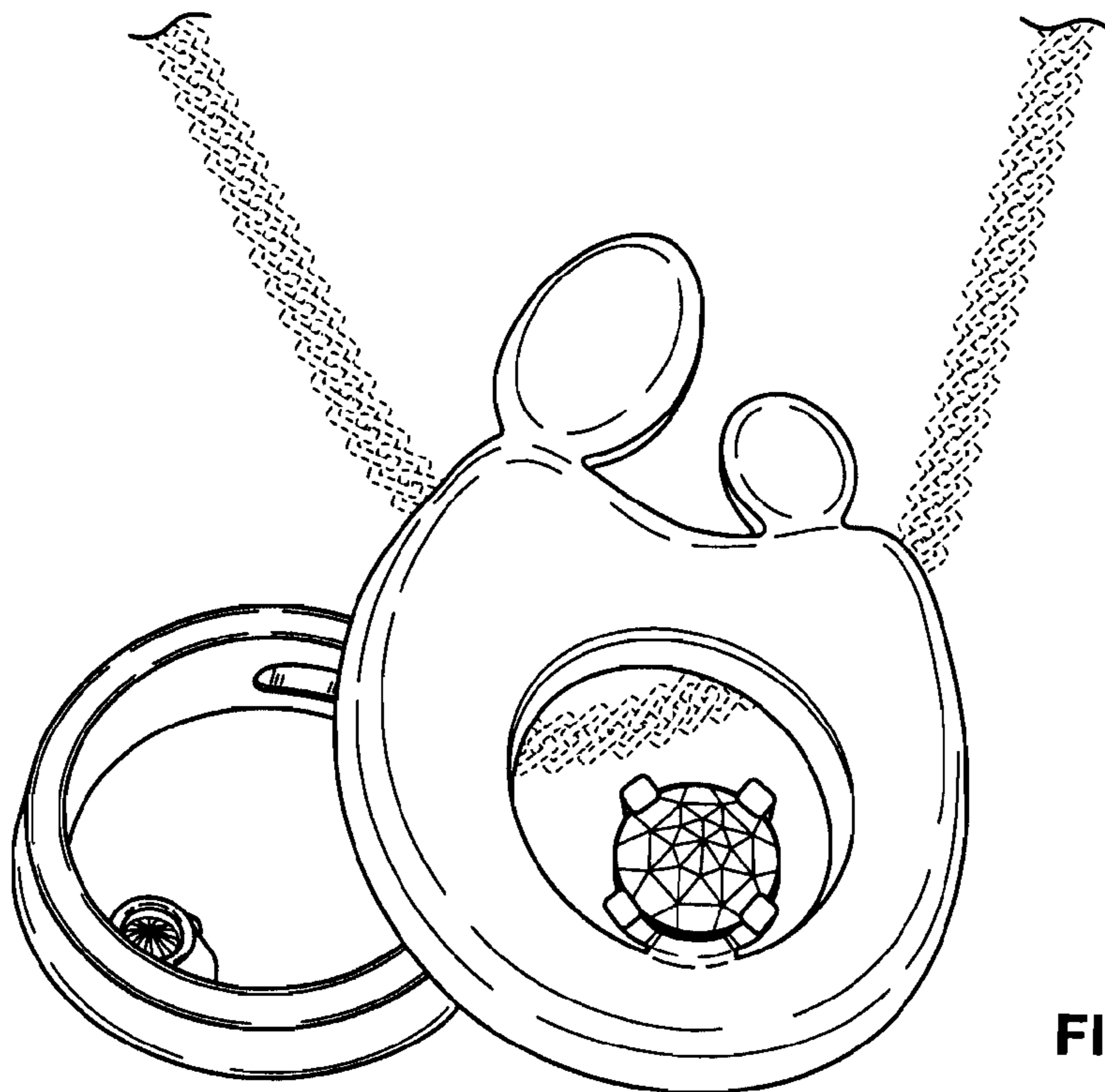


FIG. 4

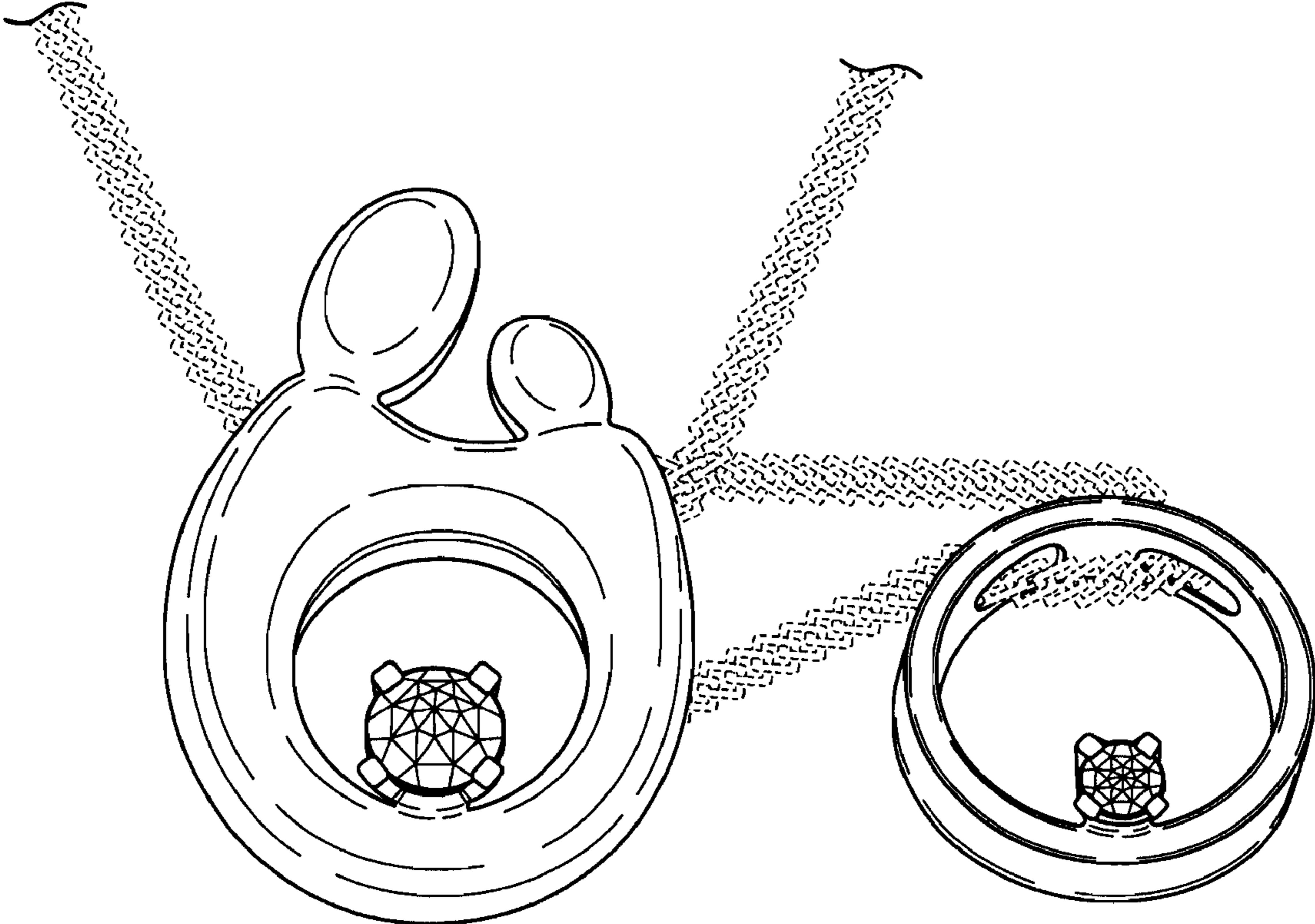


FIG. 5