

US00D575167S

(12) **United States Design Patent**
Giannini

(10) **Patent No.:** **US D575,167 S**

(45) **Date of Patent:** **** Aug. 19, 2008**

(54) **WRISTWATCH**

(75) Inventor: **Frida Giannini**, Florence (IT)

(73) Assignee: **Luxury Timepieces International SA**,
Cortailod (CH)

(**) Term: **14 Years**

(21) Appl. No.: **29/290,044**

(22) Filed: **Oct. 16, 2007**

(30) **Foreign Application Priority Data**

Jul. 4, 2007 (CH) 134033

(51) **LOC (8) Cl.** **10-02**

(52) **U.S. Cl.** **D10/32**

(58) **Field of Classification Search** D10/30-39,
D10/122-126; 368/276, 277, 281, 282, 285,
368/80, 223, 228, 232; D11/3, 12, 17, 13,
D11/14; 224/164; 63/3, 3.1, 4

See application file for complete search history.

(56) **References Cited**

U.S. PATENT DOCUMENTS

D84,000	S	*	4/1931	Schwab	D11/12
D84,303	S	*	6/1931	Schwab	D11/13
D91,261	S	*	1/1934	Baer	D11/13
D109,338	S	*	4/1938	Prestinari	D11/24
D110,092	S	*	6/1938	Kentenman	D11/3
D112,263	S	*	11/1938	Wadsworth	D10/38
2,591,078	A	*	4/1952	Lazrus	224/172
2,811,294	A	*	10/1957	Sand	224/172
D340,414	S	*	10/1993	DeGraeve	D10/39
D351,799	S	*	10/1994	Bulgari	D10/39
D361,728	S	*	8/1995	Bulgari	D10/39
D363,231	S	*	10/1995	Eddy	D10/32

D364,819	S	*	12/1995	Wunderman	D10/32
D370,637	S	*	6/1996	Oba	D10/30
D398,542	S	*	9/1998	Wunderman	D10/32
D407,334	S	*	3/1999	Stoll	D10/32
5,914,913	A	*	6/1999	Shriqui	368/282
D412,446	S	*	8/1999	Tse	D10/32
D423,373	S	*	4/2000	Wunderman	D10/32
D423,952	S	*	5/2000	Inui et al.	D10/39
D430,041	S	*	8/2000	Pequignet	D10/32
D434,335	S	*	11/2000	Amstutz	D10/32
D462,280	S	*	9/2002	Cheng	D10/39
D472,160	S	*	3/2003	Modolo	D10/32
D491,475	S	*	6/2004	Modolo	D10/32
D505,341	S	*	5/2005	Modolo	D10/32
D532,319	S	*	11/2006	Bedat	D10/32
D551,097	S	*	9/2007	Modolo	D10/32
D554,540	S	*	11/2007	Actis-Datta	D10/38

* cited by examiner

Primary Examiner—Lucy Lieberman

(74) *Attorney, Agent, or Firm*—Sughrue Mion, PLLC

(57) **CLAIM**

The ornamental design for a wristwatch, as shown.

DESCRIPTION

FIG. 1 is a perspective view of the front and right side of a wristwatch showing my new design;

FIG. 2 is a front elevational view thereof;

FIG. 3 is a rear elevational view thereof;

FIG. 4 is a right side elevational view thereof;

FIG. 5 is a left side elevational view thereof;

FIG. 6 is a top plan view thereof; and,

FIG. 7 is a bottom plan view thereof.

1 Claim, 2 Drawing Sheets




FIG. 1




FIG. 2




FIG. 3




FIG. 4



FIG. 6




FIG. 5




FIG. 7

