



US00D575154S

(12) **United States Design Patent**
Andrews et al.

(10) **Patent No.:** **US D575,154 S**

(45) **Date of Patent:** **** Aug. 19, 2008**

(54) **BOTTLE**

(75) Inventors: **Graham Andrews**, Riverside, CT (US);
Patrick Finlay, New Fairfield, CT (US);
Robert Le Bras-Brown, New York, NY
(US); **Laurent Hainaut**, New York, NY
(US)

(73) Assignee: **PepsiCo, Inc.**, Purchase, NY (US)

(**) Term: **14 Years**

(21) Appl. No.: **29/276,646**

(22) Filed: **Jan. 31, 2007**

(51) **LOC (8) Cl.** **09-01**

(52) **U.S. Cl.** **D9/500**

(58) **Field of Classification Search** D9/682,
D9/686, 688-692, 500, 502-505, 516, 537-539,
D9/549, 558; 215/379-385; 220/660, 662,
220/669-673, 675

See application file for complete search history.

(56) **References Cited**

U.S. PATENT DOCUMENTS

D25,943 S *	8/1896	Jenkins	D9/545
D85,233 S *	9/1931	Fuerst	D9/500
D272,990 S *	3/1984	Strand	D9/500
D353,762 S	12/1994	Klitsner et al.		
D353,771 S	12/1994	Klitsner		
D354,228 S	1/1995	Boisset		
D362,182 S *	9/1995	Hestehave et al.	D9/434
D378,665 S	4/1997	Fenton et al.		
D391,853 S	3/1998	Green et al.		
D402,896 S	12/1998	Conrad		
D403,245 S	12/1998	Martin		
D403,969 S	1/1999	Rosler		
D404,254 S	1/1999	Asberg		
D404,970 S	2/1999	Asberg		
D412,281 S	7/1999	Lindsay et al.		
D414,112 S	9/1999	Waggaman et al.		
D416,198 S	11/1999	Lindsay et al.		
D416,800 S	11/1999	Herrmann		

D422,915 S	4/2000	Hestehave et al.		
D427,908 S	7/2000	Bae		
D430,803 S	9/2000	Reis et al.		
D448,300 S	9/2001	Walters et al.		
D457,435 S *	5/2002	Rashid	D9/502

(Continued)

Primary Examiner—Ian Simmons

Assistant Examiner—Dana L Sipos

(74) *Attorney, Agent, or Firm*—Banner & Witcoff, Ltd.

(57) **CLAIM**

We claim the ornamental design for a bottle, as shown and described.

DESCRIPTION

FIG. 1 is a top, front, left side perspective view of a bottle showing our new design;

FIG. 2 is a front elevation view thereof;

FIG. 3 is a rear elevation view thereof;

FIG. 4 is a right side elevation view thereof;

FIG. 5 is a left side elevation view thereof;

FIG. 6 is a top plan view thereof;

FIG. 7 is a bottom plan view thereof;

FIG. 8 is a top, front, left side perspective view of a second embodiment of a bottle showing our new design;

FIG. 9 is a front elevation view thereof;

FIG. 10 is a rear elevation view thereof;

FIG. 11 is a right side elevation view thereof;

FIG. 12 is a left side elevation view thereof;

FIG. 13 is a top plan view thereof; and,

FIG. 14 is a bottom plan view thereof.

The broken lines shown in the drawings represent unclaimed environment and are for illustrative purposes only, forming no part of the claimed design.

1 Claim, 8 Drawing Sheets



US D575,154 S

Page 2

U.S. PATENT DOCUMENTS

D461,129 S	8/2002	Zutler	D489,992 S	5/2004	Brauner et al.
D461,410 S	8/2002	Zutler	D492,599 S	7/2004	Enoki et al.
D461,411 S	8/2002	Zutler	D495,959 S	9/2004	Hogan et al.
D465,158 S	11/2002	Peek et al.	D497,809 S	11/2004	Fenton et al.
D472,473 S	4/2003	Wechsler	D499,337 S	12/2004	Wadalawala et al.
D476,570 S	7/2003	Silvers	D499,342 S	12/2004	Klitsner et al.
D477,230 S	7/2003	Takaichi	D501,792 S	2/2005	Priestman
D478,511 S	8/2003	Reynolds	D525,138 S	7/2006	Shmagin et al.
D481,937 S	11/2003	McRae	D528,422 S	9/2006	Darr et al.
D481,938 S	11/2003	McRae	D530,207 S	10/2006	Brandt et al.
D482,794 S	11/2003	Whitley	D534,079 S	12/2006	Livingston
D489,627 S	5/2004	Klitsner et al.	D555,502 S *	11/2007	Fouques Du Parc D9/630

* cited by examiner

Fig. 1




Fig. 2




Fig. 3




Fig. 4




Fig. 5




Fig. 6

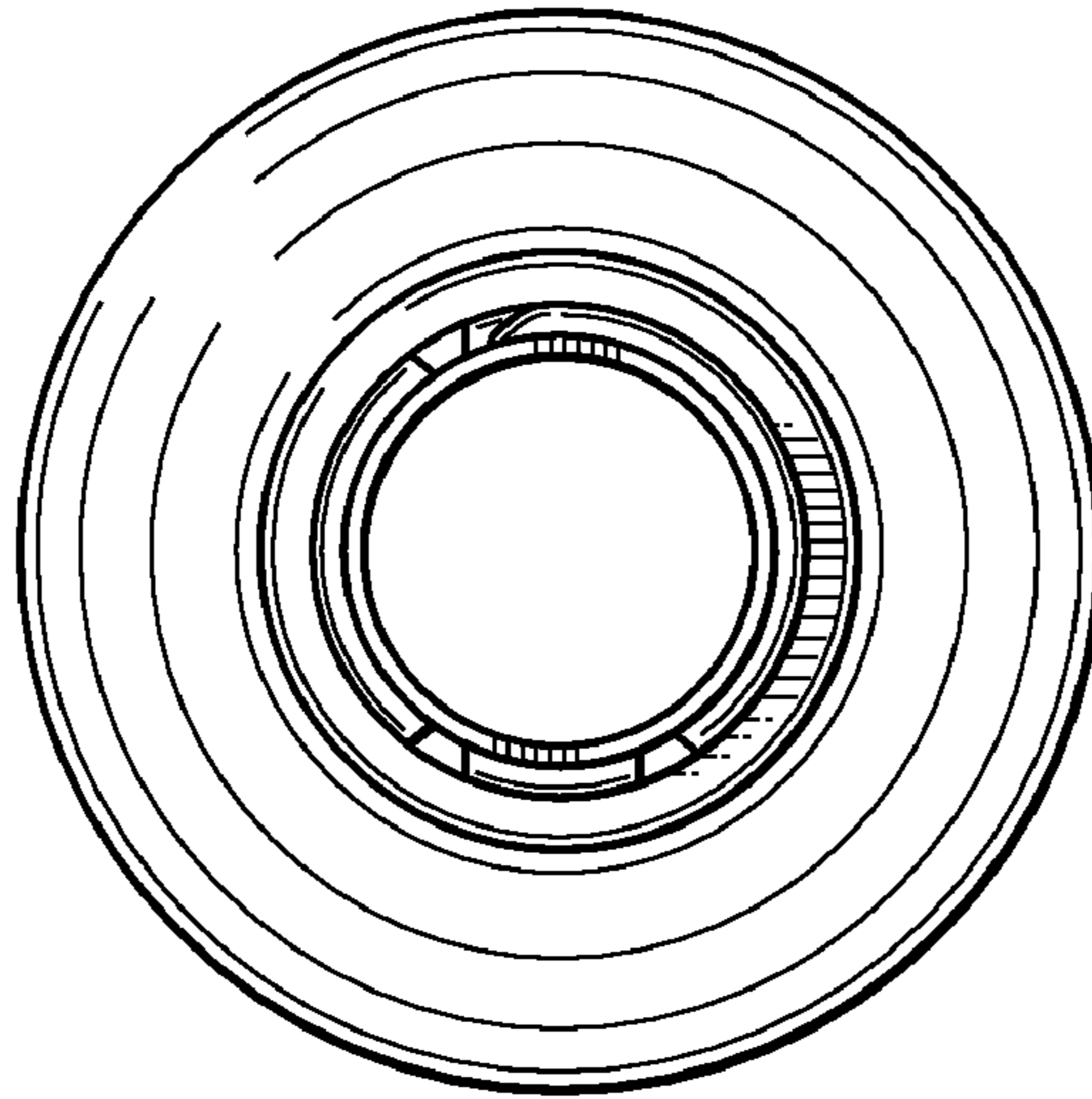


Fig. 7

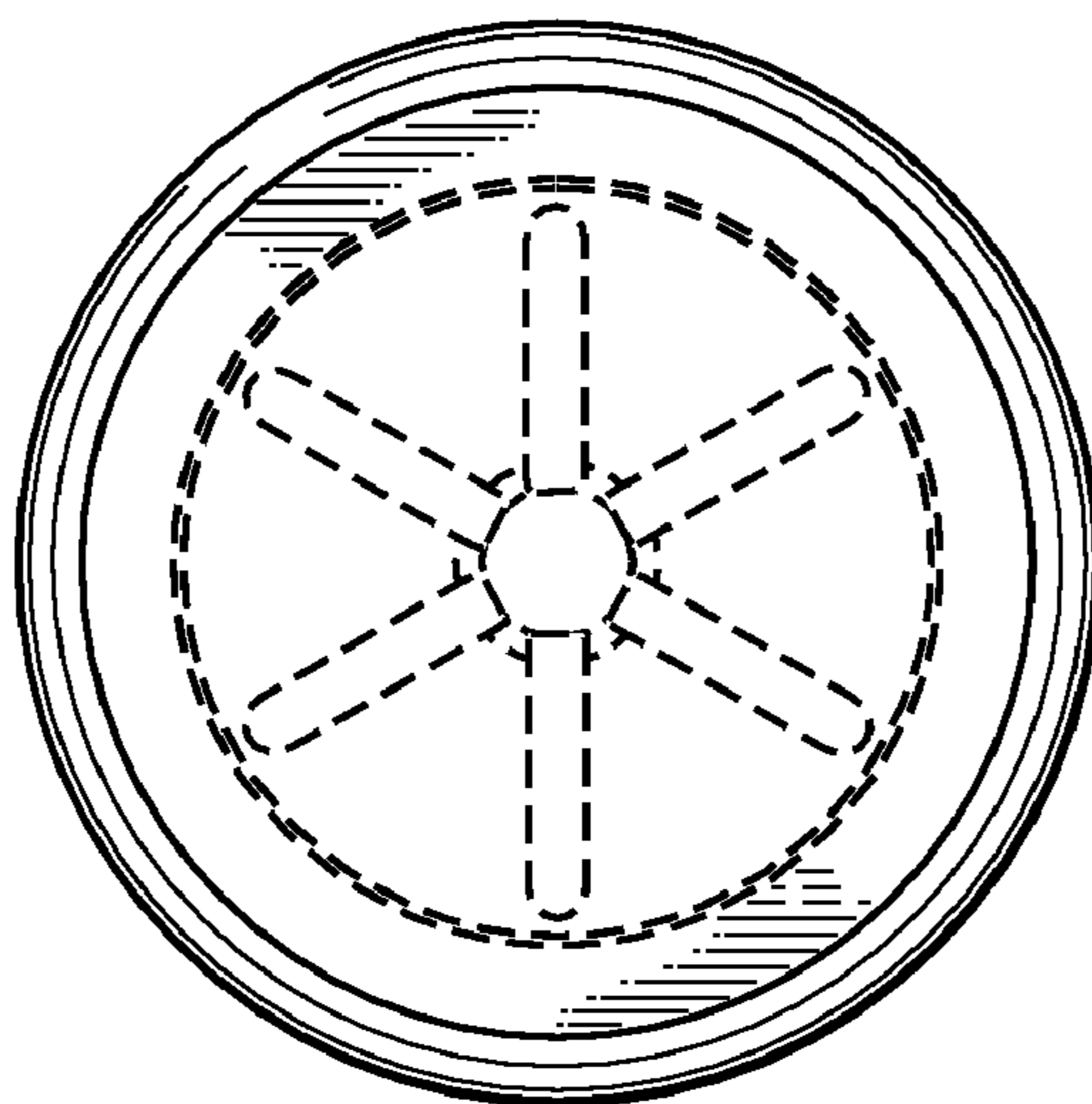


Fig. 8




Fig. 9




Fig. 10




Fig. 11




Fig. 12




Fig. 13

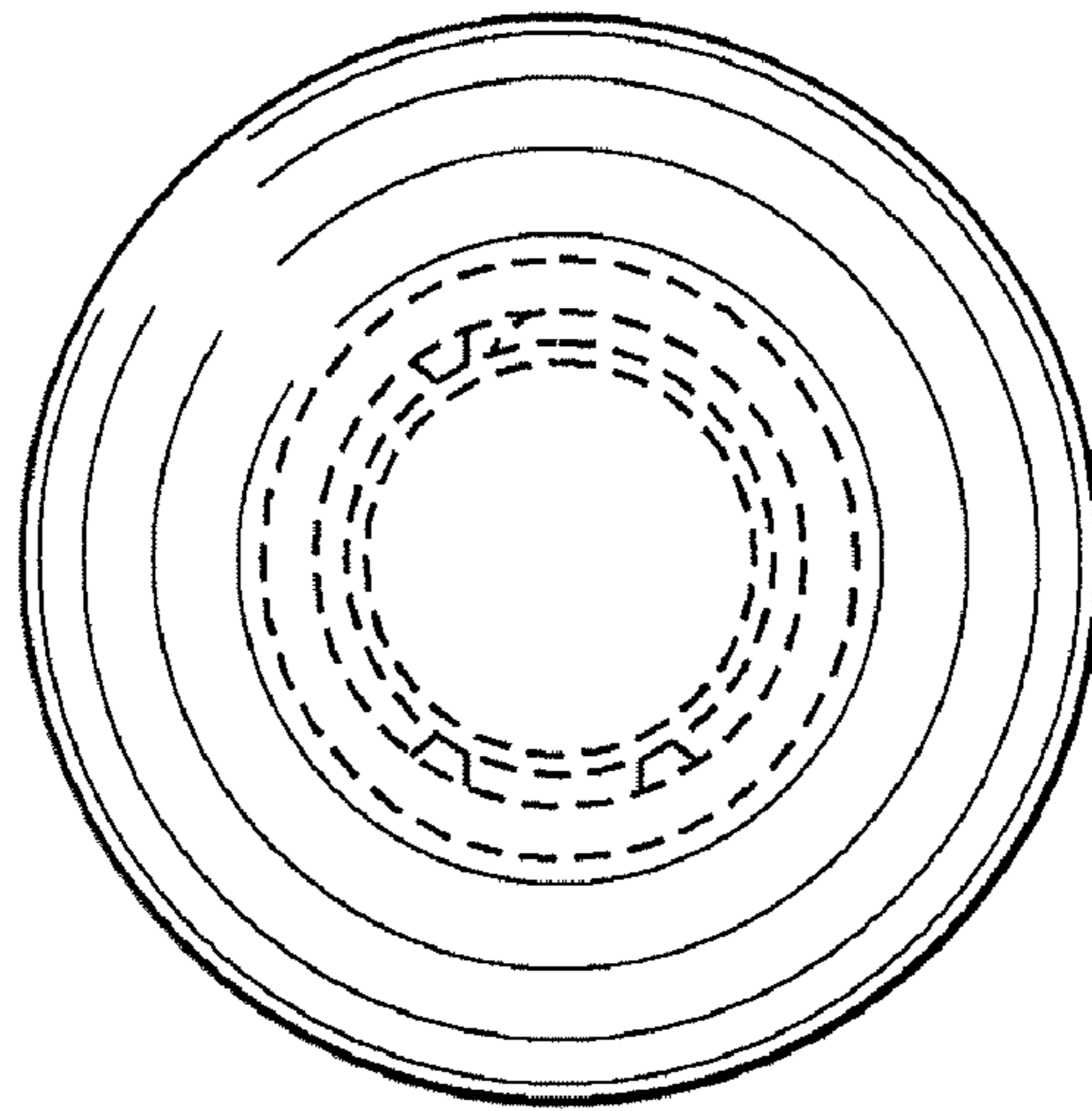


Fig. 14

