



US00D575104S

(12) **United States Design Patent**
Sommerfield

(10) **Patent No.:** **US D575,104 S**

(45) **Date of Patent:** **** Aug. 19, 2008**

(54) **NOZZLE FOR A BEVERAGE DISPENSER**

(75) Inventor: **Matthew A. Sommerfield**, Allentown, PA (US)

(73) Assignee: **Wine Gadgets, LLC**, Allentown, PA (US)

(**) Term: **14 Years**

(21) Appl. No.: **29/290,133**

(22) Filed: **Oct. 24, 2007**

(51) **LOC (8) Cl.** **07-01**

(52) **U.S. Cl.** **D7/398; D7/397**

(58) **Field of Classification Search** D7/306, D7/304, 397, 398, 313, 368, 387, 392, 392.1, D7/395, 396.2, 300; D20/4; D23/238, 233, D23/242, 213, 249, 255, 262; 137/600; D6/512, D6/553; D9/434, 435; 222/222, 255, 481, 222/568, 566, 569

See application file for complete search history.

(56) **References Cited**

U.S. PATENT DOCUMENTS

D42,649 S *	6/1912	Saville	D7/398
D124,228 S *	12/1940	Cornelius	D7/398
D128,643 S	8/1941	Rosander		
D154,879 S *	8/1949	Rosander	D7/398
D187,905 S	5/1960	Seltsam		
D189,904 S *	3/1961	Seltsam	D7/398
D194,389 S *	1/1963	Burton	D7/398
3,167,090 A	1/1965	Booth et al.		

D200,230 S	2/1965	Seltsam		
3,199,738 A	8/1965	Cary et al.		
D202,689 S *	11/1965	Reichow	D7/398
D241,841 S	10/1976	Frahm et al.		
4,474,214 A	10/1984	Iannelli		
5,927,553 A	7/1999	Ford		
D525,828 S *	8/2006	Daniels, Jr.	D7/398
D566,818 S *	4/2008	Kohler et al.	D23/255

* cited by examiner

Primary Examiner—Gary D. Watson

Assistant Examiner—Cynthia Underwood

(74) *Attorney, Agent, or Firm*—Welsh & Flaxman LLC

(57) **CLAIM**

The ornamental design for a nozzle for a beverage dispenser, as shown and described.

DESCRIPTION

FIG. 1 is a front perspective view showing my design.

FIG. 2 is a front plan view.

FIG. 3 is a rear plan view.

FIG. 4 is a left side plan view.

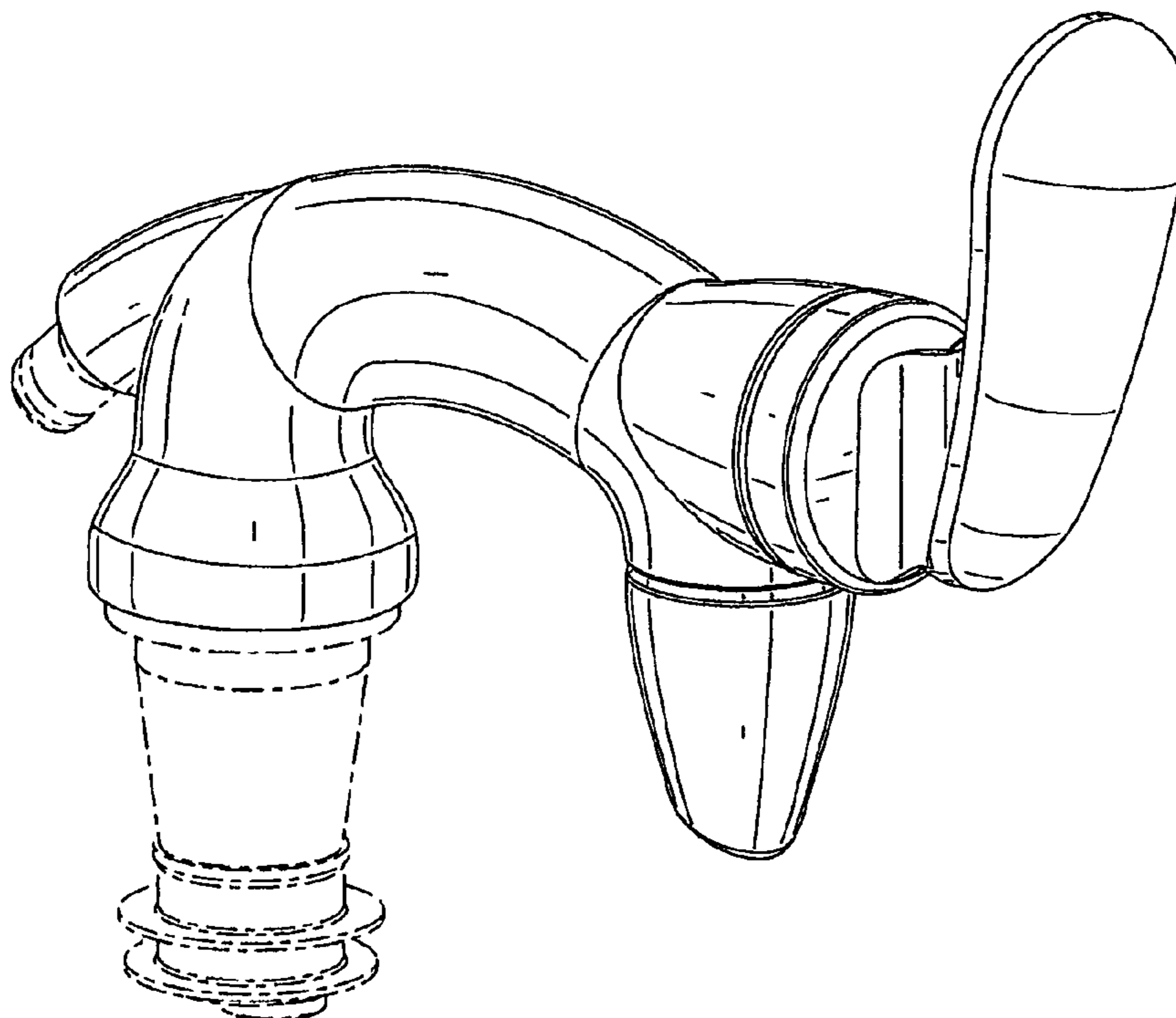
FIG. 5 is a right side plan view.

FIG. 6 is a top view; and,

FIG. 7 is a bottom view.

The broken lines in the drawings are for the purpose of showing environmental structure and do not form a part of the design to be patented.

1 Claim, 5 Drawing Sheets



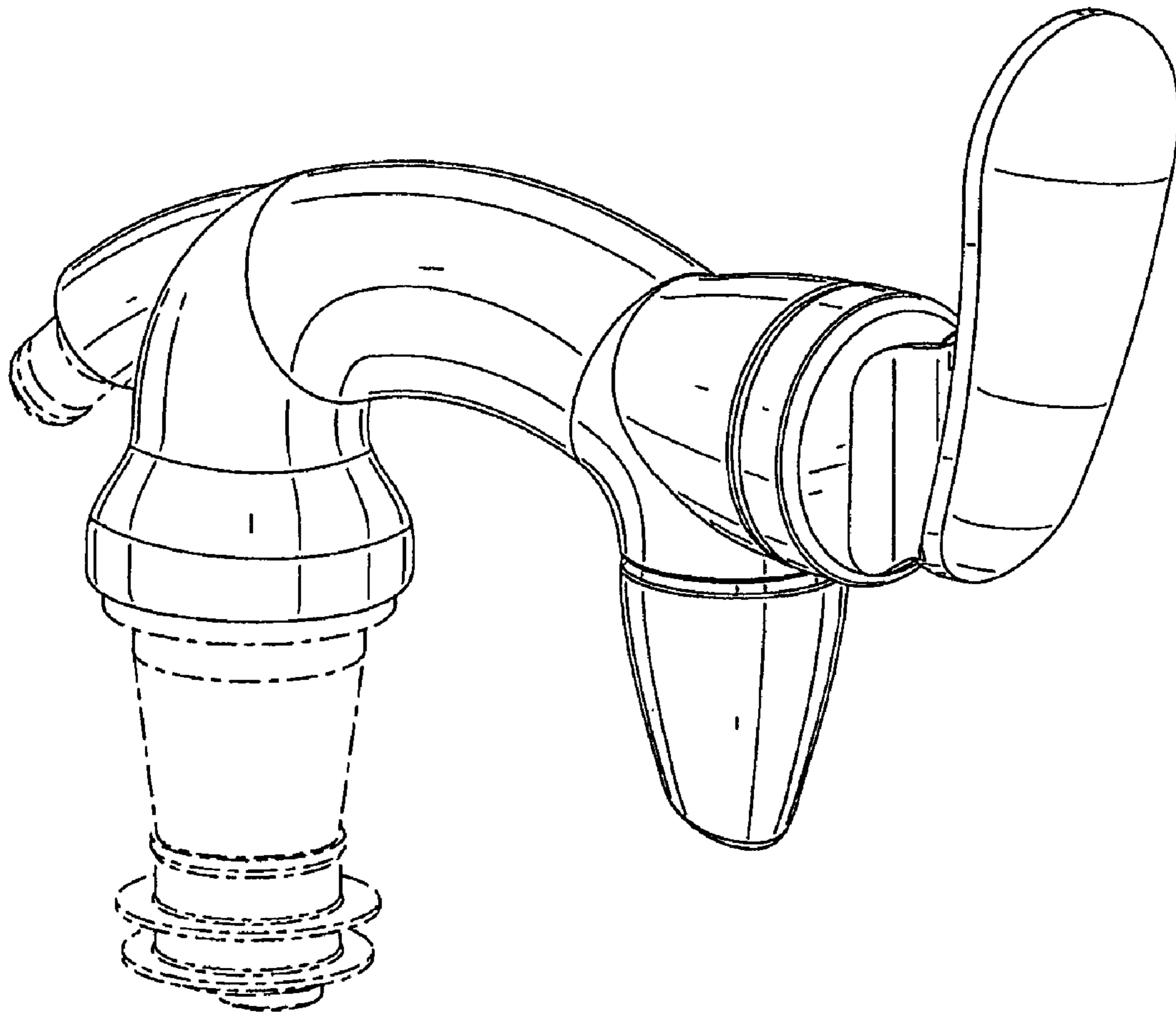


FIG. 1

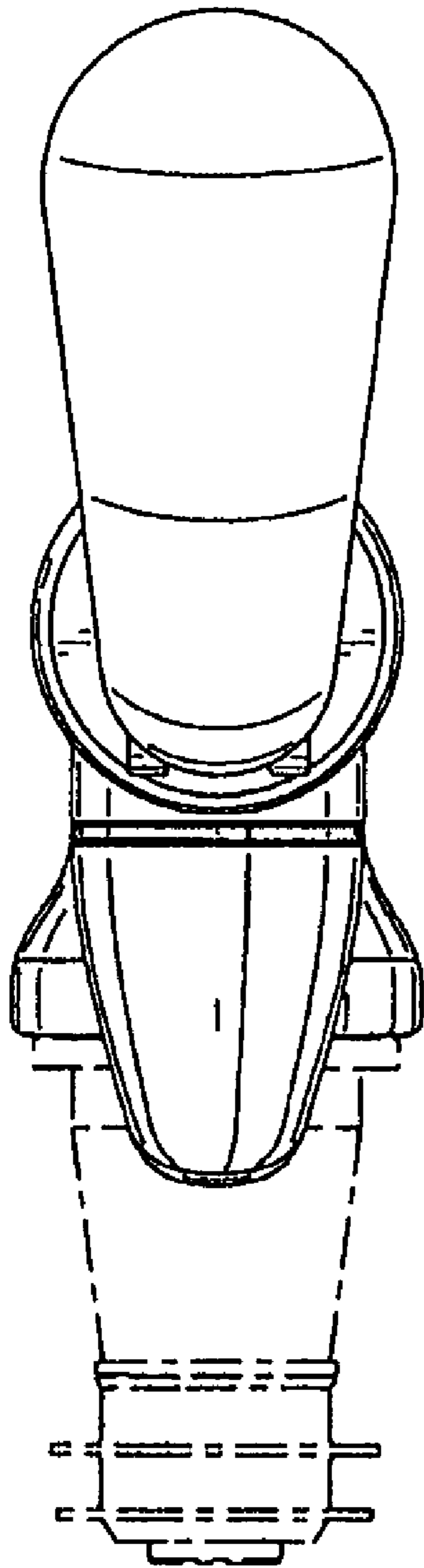


FIG. 2

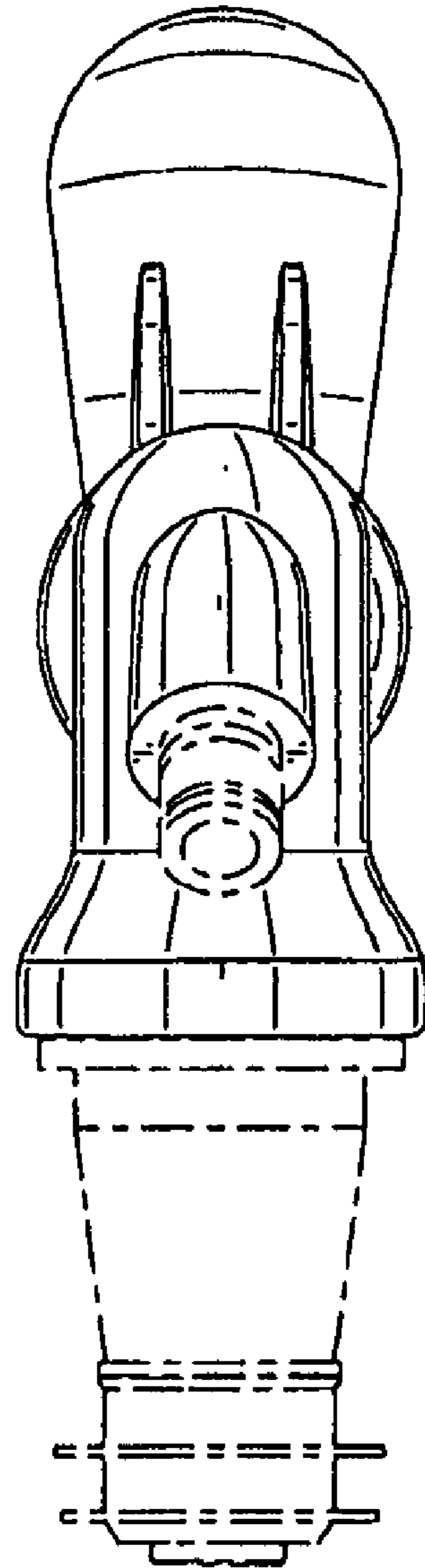


FIG. 3

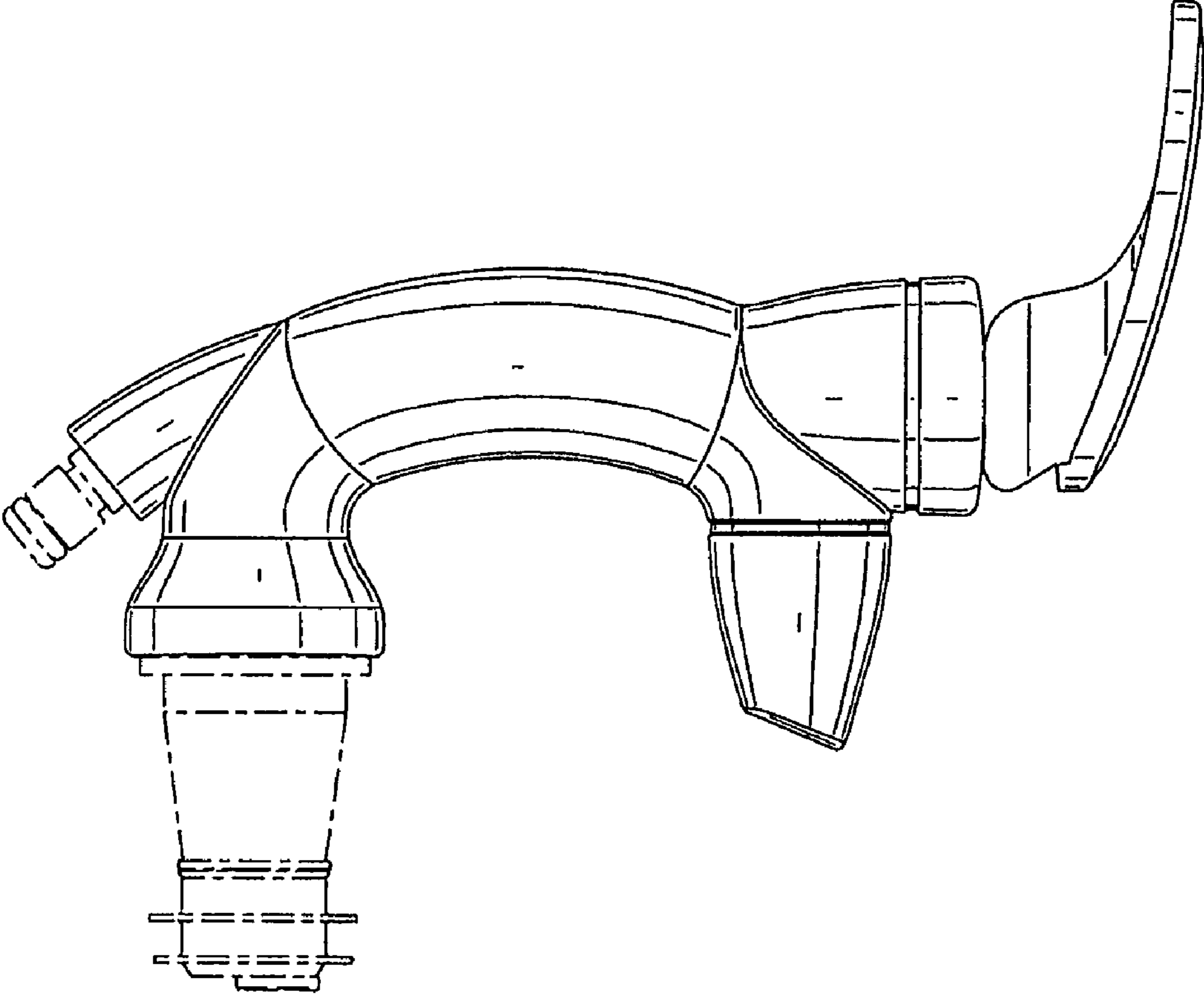


FIG. 4

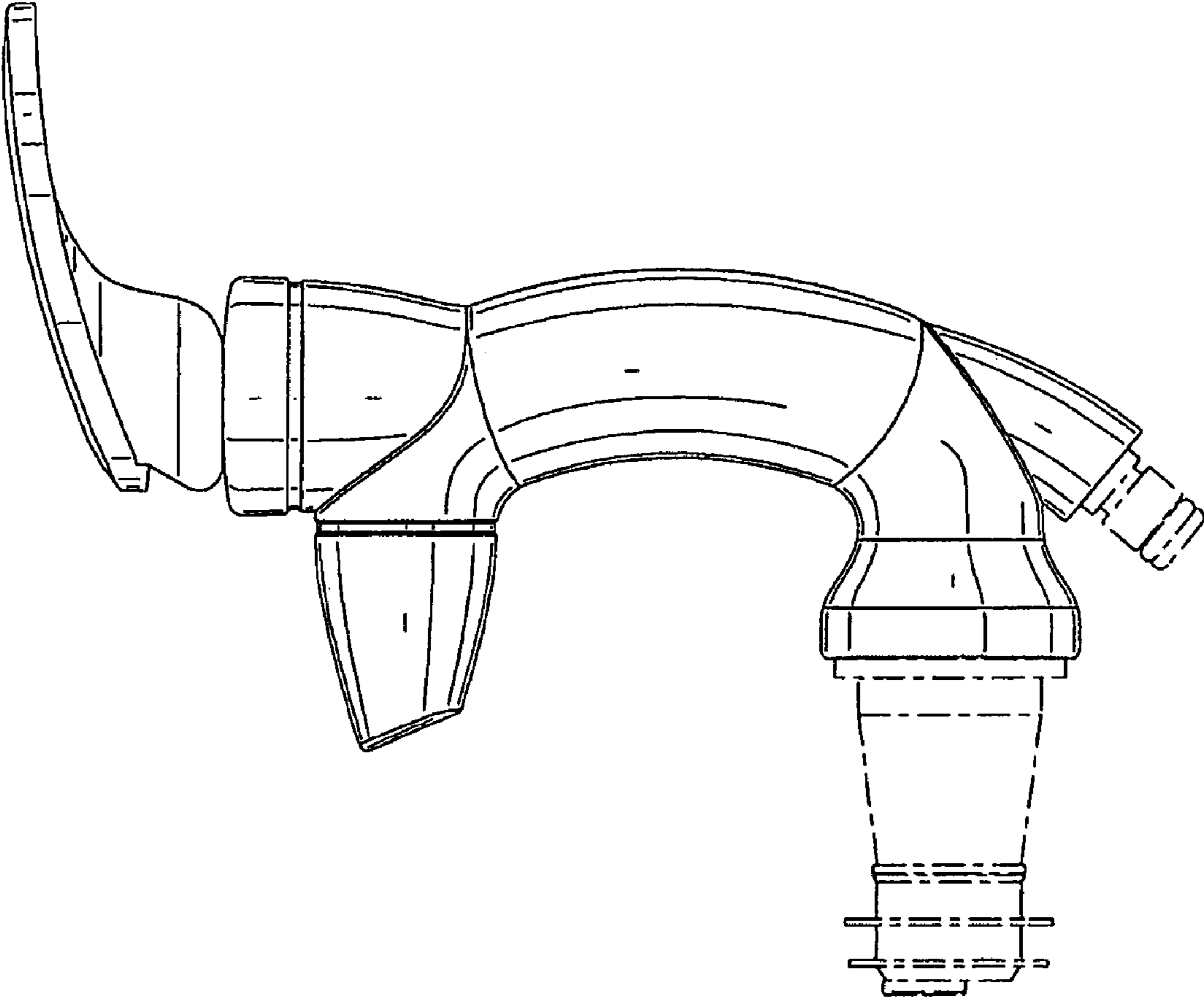


FIG. 5

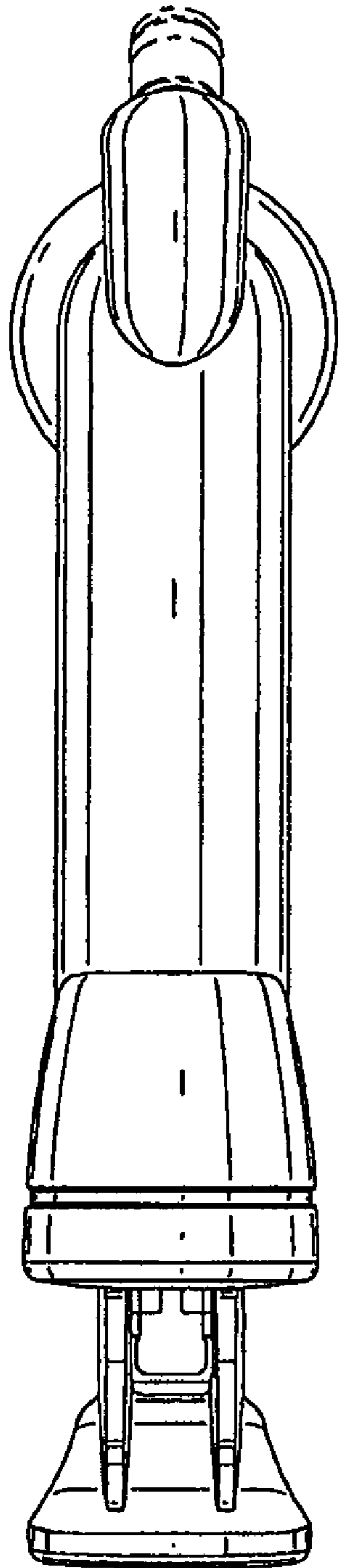


FIG. 6

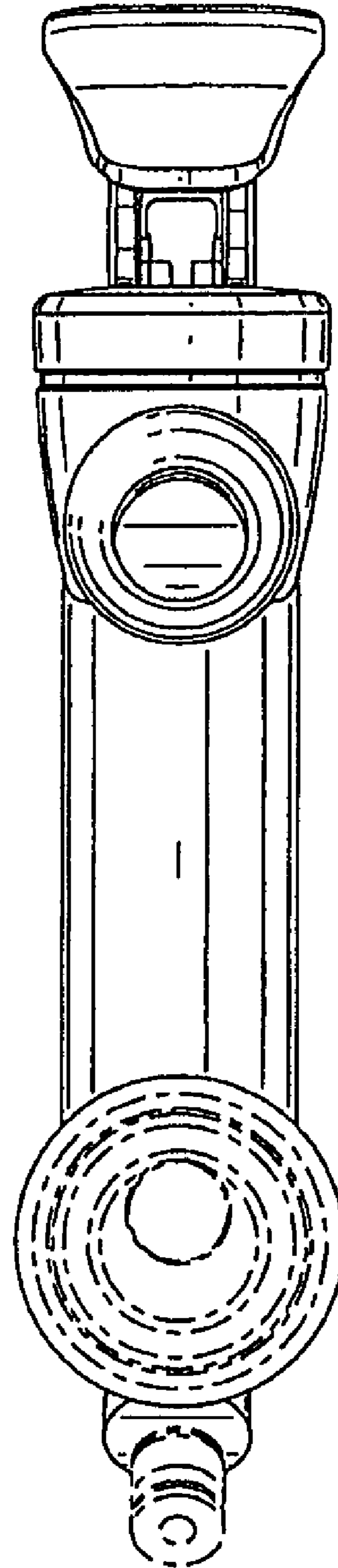


FIG. 7